F.No. 7-3/2023-UT
Government of India
Ministry of Education
(Department of School Education & Literacy)
*****

Shastri Bhawan, New Delhi,
Dated: 24th March, 2023

Subject: Samagra Siksha - Meeting of the Project Approval Board (PAB) held on 1st March,2023 - Circulation of Minutes in respect of UT of Puducherry.

The meeting of the Project Approval Board (PAB) of Samagra Shiksha was held under the chairpersonship of Secretary (SE&L) on 1st March,2023 to consider the Annual Work Plan & Budget (AWP&B) 2023-24 in respect of UT of Puducherry.

2. A copy of the PAB minutes approving the AWP&B, 2023-24 for UT of Puducherry under Samagra Shiksha is enclosed.

(Subhendu Das)
Under Secretary to the Govt. of India

To

1. Secretary, Ministry of Women & Child Development
2. Secretary, Ministry of Labour & Employment
3. Secretary, Ministry of Social Justice & Empowerment
4. Secretary, Ministry of Tribal Affairs
5. Secretary, Department of Drinking Water & Sanitation, Ministry of Jal Shakti
6. Secretary, Ministry of Minority Affairs
7. Secretary, Department of Empowerment of Persons with Disabilities, Ministry of Social Justice & Empowerment.
8. Adviser (Education), Niti Aayog.
9. Director, NCERT
10. Vice Chancellor, NIEPA.
11. The Chairperson, NCTE,
12. Vice Chancellor, IGNOU, Maidan Garhi, New Delhi
13. Member Secretary, NCPCR, 5th floor, Chanderlok Building, Janpath, New Delhi – 110001
14. PPS to Secretary, Department of School Education & Literacy
15. PS to AS(Inst.), Department of School Education & Literacy

16. PS to JS (AE & Coord.), Department of School Education & Literacy
17. PS to JS(SS-II), DoSEL, Department of School Education & Literacy
18. PS to JS & FA DoSEL, Department of School Education & Literacy
19. PS to EA (SE&L), Department of School Education & Literacy
20. PS to JS (EE-1), Department of School Education & Literacy
21. PS to DDG (Statistics), Department of School Education & Literacy
22. Secretary (Education), UT of Puducherry.
23. State Project Director, UT of Puducherry.

Copy to:

1. All divisional Heads of SS Bureau I & II and AE & Coord.
2. All Under Secretaries of SS Bureau I & II and AE & Coord.
3. TSG, EdCIL.
4. NIC- with a request to upload minutes on Portal.

(Subhendu Das)
Under Secretary to the Govt. of India

सत्यमेव जयते

Government of India
Ministry of Education
Department of School Education and Literacy

SAMAGRA SHIKSHA
(An Integrated Scheme for School Education)

Minutes of the meeting of the Project Approval Board held on 01.3.2023 through Video Conference to consider the Annual Work Plan & Budget (AWP&B) 2023-24 of Samagra Shiksha for the UT of Puducherry.

INDEX

Sl. No.	Content	Page Number
1	Introduction	3
I	**Section I: State/UT specific initiatives, Review of Performance & Issues**	
2	Initiatives of the State/UT	3
3	Review of Commitments and Expected Outcomes & Action Taken during 2022-23	5
4	Review of performance during 2022-23	8
5	Appraisal issues/ Commitments for 2023-24	9
II	**Section II: Financial Estimation**	
7	Total Estimated Budget (2023-24)	14
8	Actual Releases by GOI during 2023-24	14
Annexure		
Annexure I	List of Participants	17
Annexure II	The Copy of PPT	18
Annexure III	Spill Over 2022-23	35
Annexure IV	Costing Sheet 2022-23	45
List of Schools/Blocks/Locations approved for various interventions by PAB 2023-24 uploaded in PRABANDH portal		

The soft copy of the minutes including annexures may be accessed on the MoE website at www.education.gov.in

1. Introduction:

The meeting of the Project Approval Board for considering the Annual Work Plan and Budget (AWP&B) 2023-24 for SAMAGRA SHIKSHA for the UT of Puducherry was held on 1.3.2023 through Video Conference. The list of participants who attended the meeting is at ***Annexure-I.***

Section: I – State/UT Specific Initiatives, Review of Performance & Issues

2. **Smt. A. Srija, EA (DoSEL), MOE** welcomed the participants. The team of Puducherry was asked to give a presentation on School Education. Sh. P. Jawahar,Secretary Education,Puducherrymade a presentation and highlighted the following major points:

2.1 Early Childhood Care Education (ECCE): The Early Childhood Care Education (ECCE) was started in Puducherry (UT) in the year 2006. 297 primary schools comprise pre-primary classrooms for LKG & UKG. At present, 350 Balasevikas & 22 Conductress are in position for engaging the Pre-Primary students. Further, to demonstrate the physical setup and to showcase as an exemplar a developmentally appropriate learning environment for the Foundational stage, model ECCE resource centerhave been established in 10 schools in 2022-23 academic year. This idea will be scaled to all other schools in phased manner.

2.2 Pre – Primary Teachers' Handbook: As per NEP 2020, theme-based curriculum has been developed by Samagra Shiksha, Puducherry. Teacher Handbook streamlines the ECCE pedagogy to achieve the **5 developmental domains** in the pre-primary students. This handbook was acknowledged in the newly released **National Curriculum Framework – Foundational Stage 2022**

2.3 Students' activity books: The UT has created activity books (Vol 1 & Vol 2) for both L.K.G and U.K.G students.The activity booksare in aligned to the recent National Curriculum Framework – Foundational Stage 2022. The activities of these books are

theme based and addresses the **5 developmental domains of ECCE** (Physical Development, Cognitive Development, Language and Literacy Development, Aesthetic and Cultural Development and Socio Emotional and Ethical Development)

2.4 Child Friendly Furniture: All pre-primary classrooms across the regions of Puducherry UT were provided with crescent shaped tables and age-appropriate chairs.This ensures good physical infrastructure and stimulating learning environment as NEP 2020 envisaged.

2.5 Leveraging Technology-Bluetooth device for enhancing FLN: All schools with pre-primary sections have been provided with Bluetooth device which comprises loudspeaker, voice recording and USB facility. Teachers utilize this device for enhancing FLN at the classrooms.This device helps in achieving competencies like story narration, listening comprehension & rhymes recitation.

2.6 Teacher capacity building: All pre-primary teachers were oriented on "Thematic Curriculum". The teachers were trained on various aspects like story, songs, puppet making etc.,Theme based resources were created by the teachers in every training session.

2.7 PM-POSHAN: As a part of Breakfast scheme, Boiled milk is being provided for all pre-primary students. As a part of PM-Poshan scheme, nutritious and well-balanced food being provided.

2.8 Indigenous Games under FLN: To aid the teaching of FLN in Play way method which includes knowing names of animals, birds, fruits and vegetables,knowing alphabets of both Tamil and English and Foundational Numeracycounting numbers up to 99know before, after and middle number&Addition up to 12.

2.9 Implementation of NIPUN Bharat: It is an outcome-based Competency Enriched programmewhich has been implemented in the UT for the Age group of 3 to 9 years and from classesLKG, UKG, Bala Vatika, 1st Class, 2nd Class and 3rd Class.Under the programme, all the planning is done with a matrix of Time Table, Activities & Students Performance Register, teacher Performance Register etc.

2.10 <u>CRAWL Programme:</u> CRAWL stands for Compulsory Reading and Writing in Languages. The programme is implemented from Classes IV to XII after COVID Break for Learning Recovery.Comprehensive Guidelines have beenprovided to all the Schools, Teachers & Head of the Institutions in tune with 100 Days of Reading Campaign.

2.11 DEAL (Developing Early Academic Literacy): An intervention called "Developing Early Academic Literacy" (DEAL) has beeninitiated by Samagra Shiksha, Directorate of School Education in Puducherry for improving the reading habits with comprehension for students of Classes I to V. The aim is to improve Learning Outcomes at Primary Level within 3 months and to make children Read with Comprehension in the Mother Tongue (Tamil/ Malayalam/ Telugu) and in English.The schools which implemented during Phase-I conducted the **Reading Festival**. Different types of reading such as Reading with Comprehension/ Creating Picture Dictionary/ Story Narration/ Collage/ Role-Play and Mime were performed at school level.Result-A**n 28% increase in Language Skills.**

2.12 Back to Basics (B2B) (***Going Back to the Basics Strengthens your foundation):*** It is observed that many children lackage-appropriate competencies which makes it difficult for them to learn further in the higher classes. In order to address these issues, a bridge course is planned for classes from 6th to 11th at the beginning of the academic year. This will focus on vocabulary drills, spokenlanguage, handwriting, numeracy and other basic skills which are expected by that standard.This refresher will help them understand better and build on these basics.

2.13 Swachh Vidyalaya Puraskar 2021-22: UT of Puducherry has won the 6 awards in the overall category, out of 6 awards 4 awards from rural elementary category and one award from rural secondary.

2.14 Performance Grading Index (PGI):U.T. of Puducherry stood 7th Position in 2019-20 and committed for further improvement in the PGI of upcoming years.

2.15 National Achievement Survey (NAS): There is scope of improvements in the results of NAS in respect to the Puducherry. Hence, efforts are being made to achieve the desired outcome. Accordingly, a goal defined for the next years and the interventions are more than sufficient. Before the subsequent National Achievement Survey, continual assessment is expected to produce improved results.

3. Review of Commitments and Expected Outcomes & Action Taken during 2022-23

Sr.	Commitments	Action taken	Comments of the PAB 2023-24

No			
1.	**Pending Works in Non-recurring/Spill Over:** The details of pending non-recurring interventions under different components. UT was asked to ensure that the in-progress works are completed on priority in this financial year	Remaining Civil works will be completed in next financial year (2023-24)	UT to complete all the civil works pending as on date.
2.	**Vacancy of academic positions in DIETs:** As per the scheme, 25 academic posts (25 per DIETs) have to be sanctioned. UT has sanctioned 25 Academic posts, out of which 14 have been filled up, i.e., 44% vacancy as per scheme. These vacant post needs to be filled up on priority as it is also directly impacting PGI indicators	The Academic positions in DIET are filled as per the requirement. The remaining hours are handled by part-time teachers (Art, Craft, Drawing, etc...).	The UT needs to fill-up these vacancies on priority basis.
3.	**PRE - PRIMARY** out of 295 schools approved (cumulative 2019-20)156 schools are yet to be covered under non –recurring.	The non-recurring component in Pre-Primary is completed in all 293 schools and updated in PRABNDH Portal.	

4.	**Out of School:** UT is requested to regularly update information regarding Opening of STCs, Attendance of Children and status of Mainstreaming etc., on PRABANDH Portal. UT has not identified Drop out children in the age group of 16-19 Years.	UT of Puducherry covered Out of School Children from the age group of 6-14 years upto 2022-23. As per the instruction from the MoE 16-19 will be covered in the next academic year (2023-24).	UT to cover children from 16 to 19 age group also in the academic year 2023-24.
5.	**Teacher Vacancy** Elementary 3% vacant posts have increased in 2022-23 At Secondary Level (vacancy) There are 456 teachers vacancy at secondary level At Sr. Secondary level There are 126 vacancy at senior secondary level.	The Elementary and Secondary level Teacher Vacancy will be filled in next academic year(2023-24)	The UT needs to fill-up these vacancies on priority basis.
6.	**Progress of ICT and Smart Classroom:** 34% schools are not started	The ICT and Smart Classroom will be completed in the next Academic year (2023-24).	The UT to complete ICT and Smart Classroom work in the Academic year (2023-24).
7.	**Vocational Education**	✓ In UT of Puducherry, Vocational	The UT to update the data on Prabandh

	✓ Non implementation of VE in 09 schools approved, in 2021-22. ✓ Non availability of tools and equipment in 14(78%) Schools,	Education is implemented in all schools approved in 2021-22 and Uploaded in the PRABANDH Portal in August, 2022. ✓ In UT of Puducherry, Vocational Education Tools and equipment in 14 schools is completed and Uploaded in the PRABANDH Portal.	portal. Further, UT to explore more trades under vocational education component.

4. **Review of performance during 2022-23:**

Smt. A. Srija, EA(DoSEL) made a presentation on the AWP&B 2023-24 of UT of Puducherry. The copy of PPT is placed **at Annexure – II.**

4.1 Gross Enrolment Ratio (GER)/Net Enrolment Ratio (NER): GER/NER at Secondary and Higher Secondary level is low. UT to take the measure to improve the indicators accordingly.

4.2 Drop-out rate: Due to migration to the neighbouring States, there is a grade wise decline across the grades in the enrolment of the students. UT to take measures to improve the indicators accordingly.

4.3 Rationalisation: There are 7 primary and 2 upper primary schools with less than 15 enrolments. UT to take necessary measures to rationalise the school enrolments.

4.4 Surplus teachers: There are a good number of surplus teachers at elementary level in the UT. Rationalisation of the posts of teachers across all the elementary schools may be done by the UT.

4.5 Pupil Teachers Ratio (PTR): The Subject PTR at secondary level is low. Only 69% secondary schools are having teachers for all core subjects. UT to make the efforts to improve teachers' positioning across the subjects.

4.6 Infrastructure in Govt. Schools: Apart from Ramp and playground facility, all the other infrastructure work is saturated in the UT. Issue of playground is due to non-availability of land. UT to take the measures to saturate the schools with ramp and playground also.

4.7 Children with Special Needs (CwSN):There are only 29% boys' toilets and 26% girls' toilets available in schools for children with special needs. UT to rework on it and take the necessary steps to improve the outcome.

4.8 Teacher Education-Vacancies: There are 45% vacancies of teachers at different levels. In DIET also, there are 36% vacant posts. The UT needs to fill-up these vacancies on priority basis.

4.9 Vocational Education: Data related to the availability of tools and equipment for vocational education at secondary and higher secondary level needs to be updated on Prabandh portal. UT to update the same at the earliest. Further, UT to explore more trades under vocational education component.

4.10 Financial Status (2022-23): Against the previous year's release of 13.97 cr. the UT has an unspent balance of 9.74 cr. which works out to around 70%. After adding state share, the total unspent balance in percentage is 42%. The unspent balance is affecting the next year releases of the UT. Further, the UT is not showing the outstanding advances as a part of their audited utilisation certificate (UC). Hence, UT is requested to incorporate outstanding advances in the Audit Report and also to incur more expenditure.

5. Appraisal issues/ Commitments for 2023-24:

(i) Performance Grading Index (PGI)						
Year	Category 1				Category 2	Total
	Learning Outcomes and Quality (180)	Access (80)	Infrastructure and Facility (150)	Equity (230)	Governance Process (360)	All Domains (1000)
2017-18	124	77	114	206	166	687
GAP	*56*	*3*	*36*	*24*	*194*	*313*
2018-19	124	76	120	201	265	786

GAP	*56*	*4*	*30*	*29*	*95*	*214*
2019-20	124	77	134	219	335	889
GAP	*56*	*3*	*16*	*11*	*25*	*111*
2020-21	*124*	*76*	*134*	*220*	*343*	*897*
GAP	*56*	*4*	*16*	*10*	*17*	*103*

UT was requested to examine its score in each domain and take measures to improve its overall PGI score.

a) **Learning outcomes and Quality (c-1, D-1):** UT still needs to work on providing interventions to improve the learning outcomes of the students.

b) **Access Outcomes (C-1, D-2):** UT has shown slight decline under this and needs to focus on the Adjusted Net Enrolment Rate (ANER) at Secondary level and take steps for identifying Out-of-school-children and their mainstreaming. This is the domain with least improvement.

c) **Infrastructure & Facilities (c-1, D-3):**UT has shown maximum improvement under this and was encouraged to further take measures to reach the top grade, with specific focus on areas where the performance is low i.e., Percentage of schools having computer Lab/ACR at upper Primary level.

d) **Equity Outcomes (C-1, D-4):** UT has shown substantial improvement under this with increase in the gross enrolment ratio of CWSN and % of entitled CWSN receiving aids and appliances. However, percentage of schools having functional CwSN friendly toilets is an area of concern.

e) **Governance Processes {c-2, D-1):** UT has shown maximum improvement in this domain .UT needs little more focus on average daily attendance of students captured digitally (states and UTs may set digital mechanism similar to AMS of MDM), % Upper primary schools meeting norms of subject-teacher as per RTE, Number of teachers transferred through a transparent online system as a number of total number of teachers transferred, Number of headteachers/principals recruited through a merit-based selection system as a % of total number of head-teachers/principals recruited fin the given year)and Funds arranged through PPP, CSR as a percentage of UT budget on schools education.

(ii) Financial Progress (Category wise Estimate and Expenditure in 2022-23 (January 23)						
Sl.No	**Group**	**Estimate**	**% of Estimate (Component/ Grand Total)**	**Total Expenditure Upto January. 2023**	**Central share of Expenditure (assuming 100 % of Centre's share in exp**	**% of total expenditure against estimate**
	I					
1	Annual Grant	2.41080	2.73%	1.97291	1.97291	81.84%
2	BRC/CRC	2.74698	3.11%	1.29963	1.29963	47.31%
3	Free Textbook	1.91481	2.17%	0.51934	0.51934	27.12%
4	Free Uniform	2.94570	3.33%	0.00000	0.00000	0.00%
5	KGBV (Recurring Cost)	0.68980	0.78%	0.09840	0.09840	14.27%
6	Program Management	3.46799	3.93%	1.15300	1.15300	33.25%
7	Reimbursement under 12 (1) (C)	0.23140	0.26%	0.23140	0.23140	100.00%
8	Netaji Subhash Chandra Bose Avasiya Vidyalaya / Hostels	0.00000	0.00%	0.00000	0.00000	00%
9	Support to SCPCR	0.00000	0.00%	0.00000	0.00000	00r%
10	Financial Support for Teacher Educators (TEIs)	0.43200	0.49%	0.25050	0.25050	57.99%
11	Financial Support for Teachers	30.18504	34.17%	14.66393	14.66393	48.58%
12	Vocational Education (Recurring Cost)	1.95225	2.21%	0.69735	0.69735	35.72%
Sub Total		**46.97677**	**53.18%**	**20.88646**	**20.88646**	**44.46%**

II						
1	Infrastructure Development	13.00473	14.72%	0.00000	0.00000	0.00%
2	Transport & Escort Facility	0.64440	0.73%	0.64440	0.64440	100.00%
3	Provision for CWSN	0.84368	0.96%	0.28221	0.28221	33.45%
4	Other NR Activities	0.68018	0.77%	0.00000	0.00000	0.00%
5	Special Training of OoSC Children	0.25480	0.29%	0.09270	0.09270	36.38%
Sub Total		**15.42779**	**17.46%**	**1.01931**	**1.01931**	**6.61%**
III						
1	Assessment at National & State level	0.00000	0.00%	0.00000	0.00000	00%
2	Nipun Bharat Mission	2.60344	2.95%	0.54651	0.54651	20.99%
3	Funds for Quality	4.67934	5.30%	2.45469	2.45469	52.46%
4	ICT and Digital Initiatives	11.01760	12.47%	2.35850	2.35850	21.41%
5	Training for In-Service Teachers	0.26390	0.30%	0.00100	0.00100	0.38%
6	Community Mobilization	0.17715	0.20%	0.15243	0.15243	86.05%
7	Other Activities	3.00892	3.41%	0.87189	0.87189	28.98%
8	Early Childhood Care and Education (ECCE) (Recurring)	2.43136	2.75%	0.79379	0.79379	32.65%
9	Rashtriya Aavishkar Abhiyan	1.75497	1.99%	0.90004	0.90004	51.29%
Sub Total		**25.93668**	**29.36%**	**8.07885**	**8.07885**	**31.15%**
Grand Total		**88.34124**		**29.98462**	**29.98462**	**33.94%**

Source- Prabandh

(iii) Status of physical progress of pending Civil works (January. 2023)				
Item of Construction	**Sanctioned**	**In-progress**	**Completed**	**Not started**
Elementary Level				
Upper Primary School Buildings	2	0	2	0
Additional Classrooms	508	0	506	2
Drinking Water	345	0	345	0
Ramp	186	0	186	0
CRC	35	1	33	1
Primary school	5	0	4	1
Boys Toilet	312	0	312	0
Girls Toilet	132	0	132	0
CwSN Toilet	94	0	94	0
Secondary Level				
New School Buildings	9	2	7	0
Science Lab	30	2	28	0
Additional Classrooms	22	2	20	0
Drinking Water	10	0	10	0
Art/Craft Room	30	2	28	0
Library Room	30	2	28	0
Computer Room	29	2	27	0
Boys Toilet	19	0	19	0
Girls Toilet	19	0	19	0
CWSN Toilet	0	0	0	0
Major Repair	3	0	2	1
Incinerator of Girls toilets	64	0	0	64
Higher Secondary				
New School	1	0	0	1

Source- Prabandh

Section: II- Financial Estimation

6. Total Estimated Budget (2023-24)

The estimates for the AWP&B for 2023-24 under Elementary, Teacher Education and Secondary are as under:

(Rs. In lakh)

Head	Spill over	Non-Recurring (Fresh)	Recurring * (Fresh)	Total fresh (3+4)	Grand Total (Including Spill-Over) (2+5)
1	2	3	4	5	
Elementary	331.84	39.60	2,382.32	2,421.92	2,753.76
Secondary	255.97	45.50	687.27	732.77	988.74
Teacher Education	0.00	0.00	120.54	120.54	120.54
Total	**587.81**	**85.10**	**3,190.13**	**3,275.23**	**3,863.04**

*Includes Programme Management (MMMER)

7. Actual Releases by GOI during 2023-24

Against the above estimates, **Central Government shall provide to the State Government, Rs. 1,974.29 lakh as its share (Rs. 1,312.85 lakh for elementary, Rs. 589.12lakh for secondary & senior secondary and Rs. 72.32 lakh for Teacher Education).** UTs will also be able to utilise their unspent balances as on 31st March, 2023 for the activities approved in 2022-23 including spill over.

Based on the demand of funds projected for 2023-24, the tentative share of recurring and non-recurring grants is given below:

(Rs. In lakh)

Component	Elementary Education	Secondary Education	Teacher Education	Total
Recurring	1,126.88	408.24	72.32	1,607.44
Non-recurring	185.97	180.88	0.00	366.85
Total	**1,312.85**	**589.12**	**72.32**	**1,974.29**

The Balance of the outlay (i.e., Rs. 587.81 lakh) approved under non-recurring components in previous years which is not spent fully, is the outlay saved/spill over for the subsequent year (i.e., 2023-24). Against the above Spill over, the committed liability of Department of SE&L is Rs. 277.32 lakh (Rs. 162.21 lakh for Elementary, Rs. 153.58 lakh for Secondary& -38.47 Lakh for Teacher Education) keeping in view the total approvals and grants already released.

Non-recurring grant will be released against the committed liabilities and the fresh approvals subject to the production of required documents by State/UTs and physical and financial progress of these interventions under the non-recurring head.

As per Section 7(5) of the RTE Act, 2009, the State Government shall after taking into consideration the sum provided by the Central Government above and the mandatory matching State share, provide the balance funds necessary to fulfil the estimate for the implementation of the Act. The interventions under the Samagra Shiksha comprise of activities pertaining to Elementary, Secondary and Teacher Education respectively and there is a single Budget for Samagra Shiksha in the Demand for Grants (BE) 2023-24. The release of funds would be from a single Budget Head only. However, for purposes of ascertaining the quantum of funds going to each component, the Sub-Heads for Elementary (including Teacher Education) and Secondary Education has been classified separately.

The State should invariably provide Single Budget Head during 2023-24 and the nomenclature should be Samagra Shiksha. Since Samagra Shiksha would be catering to various activities relating to RTE entitlements and all other Elementary interventions as well as Teacher Training and activities for BRCs and CRCs which forms the portion of Teacher Education activities as well as for Secondary Education, the States shall also provide a suitable Nomenclature with Sub-Heads to identify the disbursement of funds separately under all components of Samagra Shiksha. Fund flow to SCERTs, DIETs etc. will be through State Nodal Account of State Implementing Society only.

8. Spill Over

An outlay of Rs. **587.81** lakh as Spill over under various activities falling under Elementary Education, Secondary Education and Teacher Education was estimated with the condition that all pending activities should be completed during this year 2023-24. The detail is enclosed at ***Annexure-III***.

9. Costing Sheet

The consolidated item-wise estimate for 2023-24 is at ***Annexure-IV.*** The UT must bifurcate the annexed costing sheet among all the districts according to their proposals/approvals and capture the district wise expenditure against the budget allotted, on the PRABANDH portal on a monthly basis for the real time monitoring of each activity/component approved under Samagra Shiksha. Also, UT needs to ensure that timely implementation of the various interventions as per the annual calendar of activities submitted.

The meeting ended with a vote of thanks to the Chair.

******

Annexure – I

LIST OF PARTICIPANTS

1. Shri Vipin Kumar, Joint Secretary (SS-II), MoE
2. Ms A. Srija, Economic Advisor, MoE
3. Shri Venkatramana R. Hegde, DDG(Stats), MoE
4. Shri Shobit Gupta, Director, IFD, MoE
5. SmtSrikala Venugopal, Deputy Secretary, Samagra Shiksha, MoE
6. Shri P. Jawahar, IAS, Secretary to Government (Education), Puducherry
7. Shri. P.T. Rudra Goud, Director of School Education, Puducherry
8. Shri Dinakar Nallamala, State Project Director, Samagra Shiksha, Puducherry
9. Shri P.Saravanan State Coordinator, Samagra Shiksha, Puducherry
10. Shri Subhendu Das, Under Secretary, Samagra Shiksha, MoE
11. Shri Abdul Momin, Consultant SS, MoE & State Coordinator, Puducherry
12. Appraisal Team - TSG Consultants, Samagra Shiksha, MoE
13. Appraisal Team - Consultants, Samagra Shiksha, Puducherry

The Power Point Presentations of MoE

SAMAGRA SHIKSHA

(An Integrated Scheme for School Education)

PROJECT APPROVAL BOARD 2023-24

Puducherry

01-03-2023

Progress Analysis on the Budget Approved of last 5 Years– Puducherry

Rs. In Crore

Sl.No	Major Component	2018-19		2019-20		2020-21		2021-22		2022-23	
		Outlay	Achievement	Outlay	Achievement	Outlay	Achievement	Outlay	Achievement	Outlay	Achievement
1	Annual Grant	2.59	2.59	2.63	2.71	2.69	2.57	2.66	0.50	2.76	2.76
2	BRC/CRC	2.00	2.17	2.78	2.20	4.46	3.43	4.32	2.09	4.21	3.31
3	Free Textbook	1.96	1.94	1.94	0.00	1.94	1.94	1.92	1.92	1.98	1.98
4	Free Uniform	2.63	2.63	2.63	0.00	2.53	2.53	2.58	2.58	2.78	2.78
5	Program Management	1.40	1.16	1.37	0.96	1.34	0.90	1.07	0.75	1.41	1.22
6	Financial Support for Teacher Educators (TEs)	1.17	1.17	1.01	0.75	0.89	0.60	0.70	0.59	0.99	0.99
7	Vocational Education (Recurring Cost)	0.17	0.00	0.41	0.12	1.30	0.49	1.24	0.18	1.66	0.86
8	Infrastructure Development	0.96	0.51	2.25	0.08	2.20	1.66	1.40	0.16	1.24	0.00
9	Provision for CWSN	0.80	0.60	0.76	0.58	0.80	0.64	0.85	0.64	0.77	0.77
10	Special Training of Out-Of-School Children	0.03	0.01	0.02	0.02	0.02	0.02	0.02	0.02	0.03	0.03
11	Mission Shakti/ Mission	0.00	0.00	0.00	0.00	0.00	0.00	1.63	1.63	1.40	1.40
12	Funds for Quality	2.71	1.19	4.30	1.26	4.67	3.91	3.27	1.46	3.13	1.80
13	ICT and Digital Initiatives	11.52	6.71	5.65	2.62	8.33	4.30	5.54	2.47	7.95	3.21
14	Training for In- Service Teachers	0.47	0.12	0.94	0.57	0.06	0.00	0.15	0.00	0.10	0.10
15	Continuing Modalities	0.12	0.00	0.14	0.12	0.14	0.14	0.19	0.19	0.18	0.14
16	Other Schemes	1.21	0.72	1.61	0.73	1.16	0.21	1.28	0.49	1.91	1.91
17	Early Childhood Care and Education (ECCE) (Recurring)	0.17	0.17	1.21	0.32	1.38	0.71	0.94	0.47	0.80	0.80
18	Rashtriya Avishkar Abhiyan	0.35	0.15	0.62	0.04	1.36	0.00	0.00	0.00	0.94	0.94
	Grand Total	31.48	24.87	31.18	14.08	33.02	22.09	30.09	19.47	33.47	24.79

Source: PRABANDH

Approved Outlay 30.09 Cr. (Year 2021-22)

Rs. In Crore

Outlay

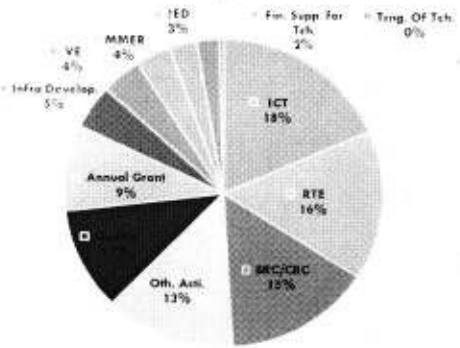

Expenditure



Source: PRABANDH

Approved Outlay 33.47 Cr. (Year 2022-23)

Rs. In Crore

Outlay

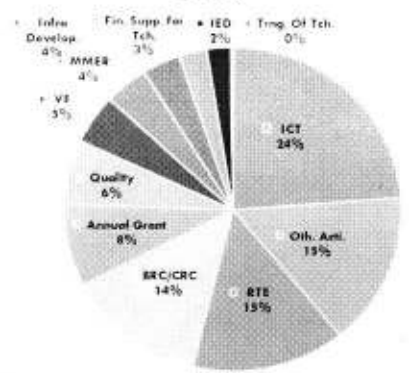

Expenditure

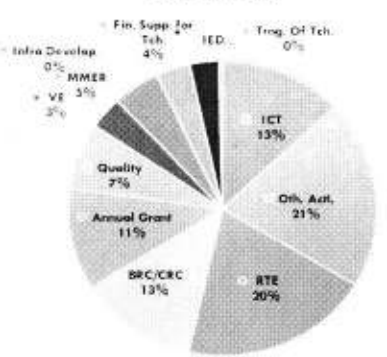

Source: PRABANDH

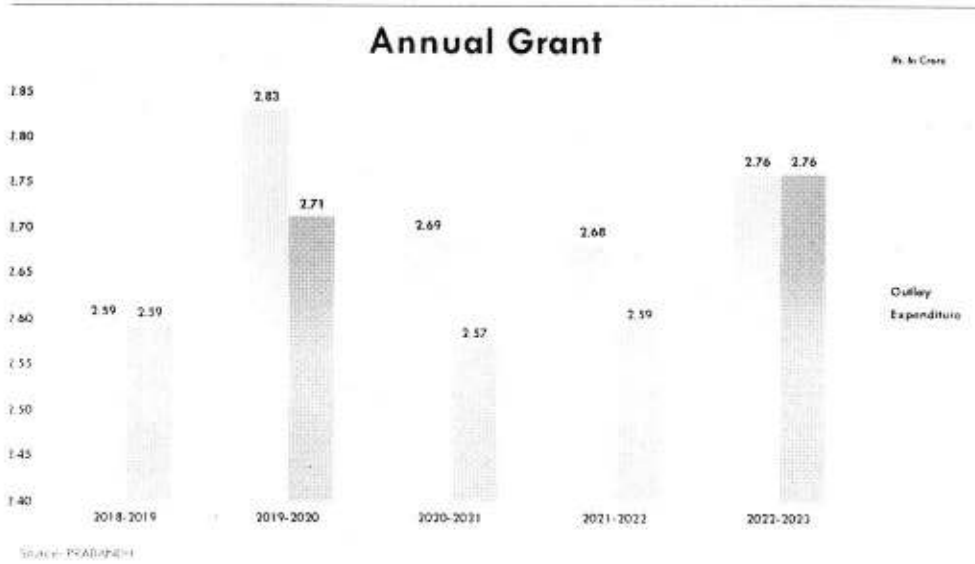
Annual Grant
Rs. in Crore
2.85
2.80
2.75
2.70
2.65
2.60
2.55
2.50
2.45
2.40
2.59
2.59
2.83
2.71
2.69
2.57
2.68
2.59
2.76
2.76
2018-2019
2019-2020
2020-2021
2021-2022
2022-2023
Outlay
Expenditure
Source: PRABANDH

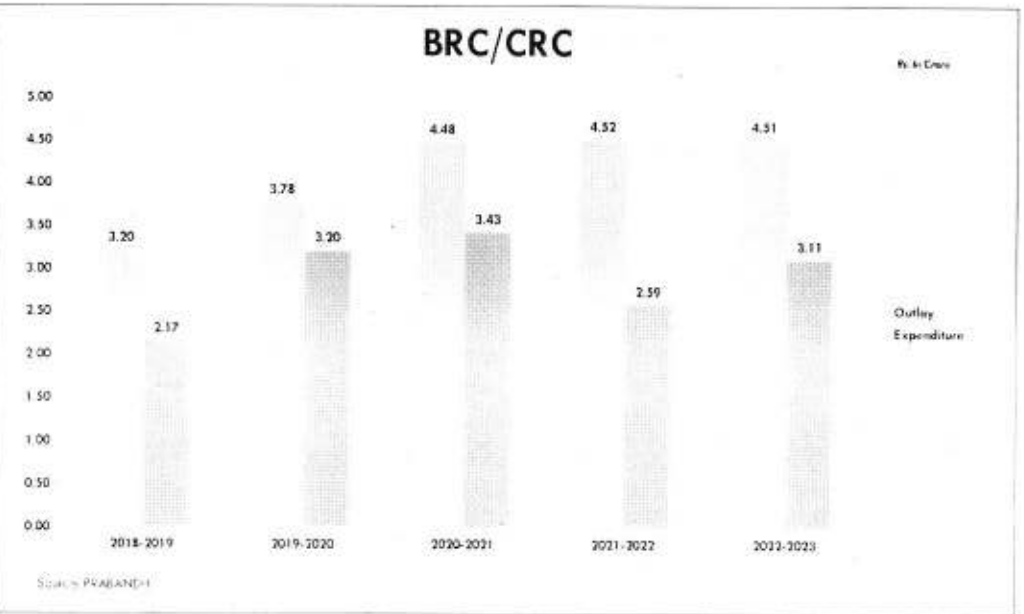
BRC/CRC
Rs. in Crore
5.00
4.50
4.00
3.50
3.00
2.50
2.00
1.50
1.00
0.50
0.00
3.20
2.17
3.78
3.20
4.48
3.43
4.52
2.59
4.51
3.11
2018-2019
2019-2020
2020-2021
2021-2022
2022-2023
Outlay
Expenditure
Source: PRABANDH


Free Textbooks
Rs. in Crore
2.50
2.00
1.50
1.00
0.50
0.00
1.94
1.94
1.94
0.00
1.94
1.94
1.92
1.92
1.98
1.98
2018-2019
2019-2020
2020-2021
2021-2022
2022-2023
Outlay
Expenditure
Source: PRABANDH


Free Uniforms
Rs. in Crore
3.00
2.50
2.00
1.50
1.00
0.50
0.00
2.65
2.65
2.65
0.00
2.53
2.53
2.58
2.58
2.78
2.78
2018-2019
2019-2020
2020-2021
2021-2022
2022-2023
Outlay
Expenditure
Source: PRABANDH

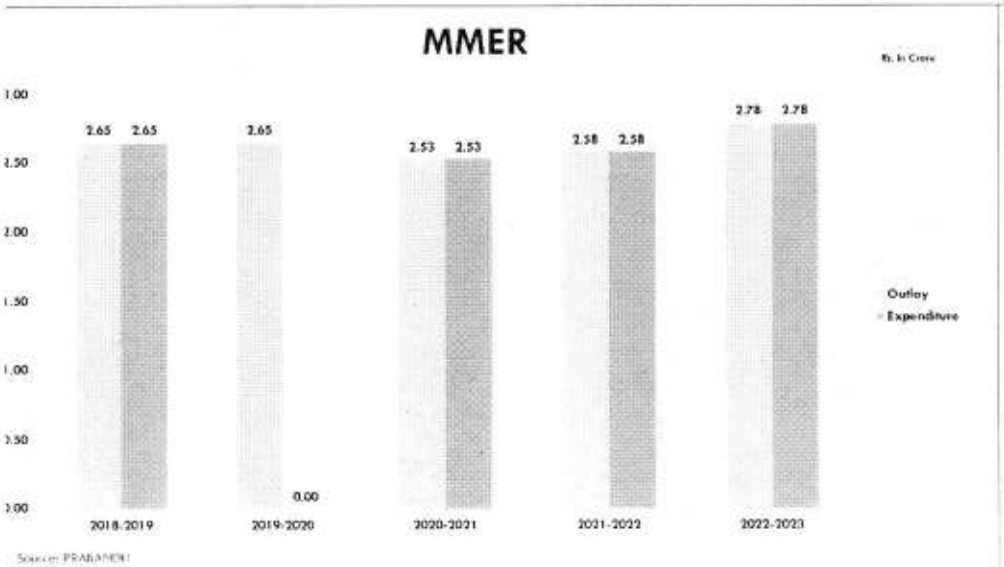
MMER
Rs. in Crore
2.65 2.65
2.65
0.00
2.53 2.53
2.58 2.58
2.78 2.78
2018-2019
2019-2020
2020-2021
2021-2022
2022-2023
Outlay
Expenditure
Source: PRABANDH

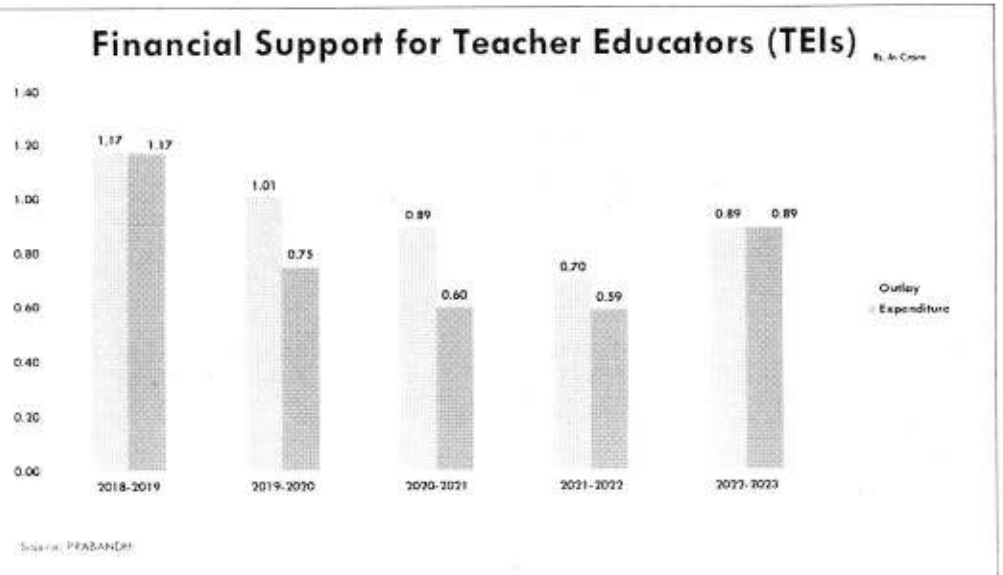
Financial Support for Teacher Educators (TEIs)
Rs. in Crore
1.17 1.17
1.01
0.75
0.89
0.60
0.70
0.59
0.89 0.89
2018-2019
2019-2020
2020-2021
2021-2022
2022-2023
Outlay
Expenditure
Source: PRABANDH

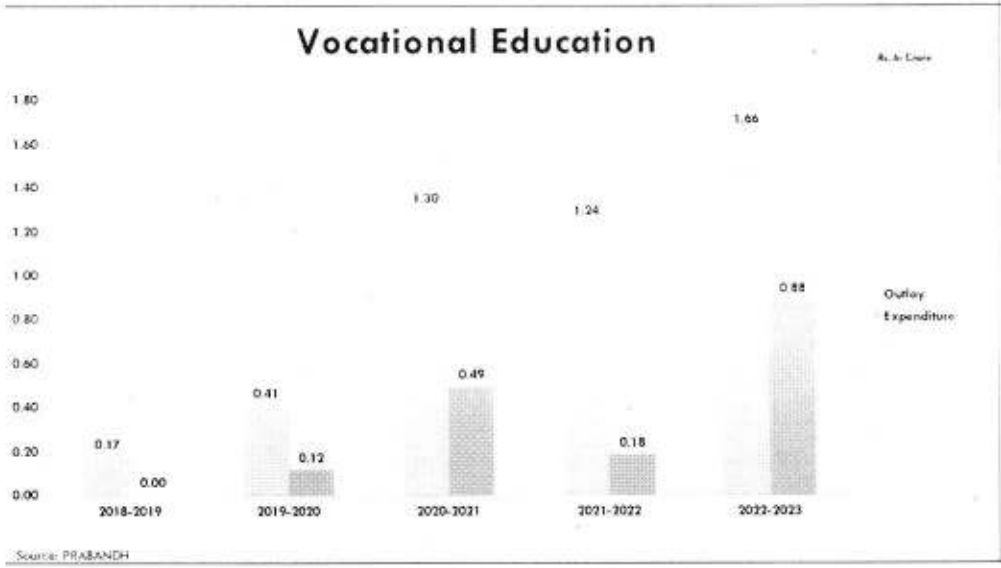
Vocational Education
Rs. in Crore
0.17
0.00
0.41
0.12
1.30
0.49
1.24
0.18
1.66
0.88
2018-2019
2019-2020
2020-2021
2021-2022
2022-2023
Outlay
Expenditure
Source: PRABANDH

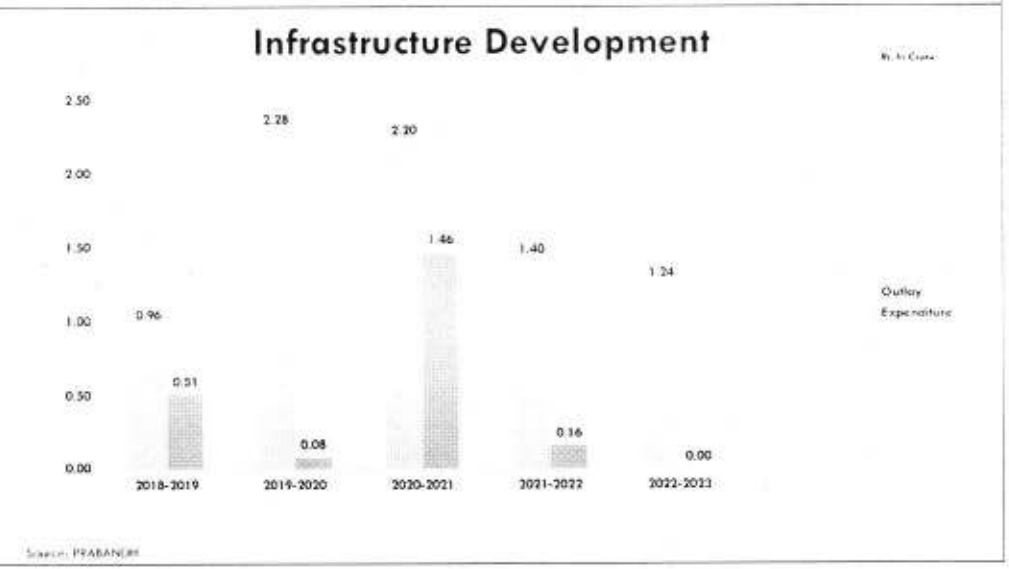
Infrastructure Development
Rs. in Crore
0.96
0.51
2.28
0.08
2.20
1.46
1.40
0.16
1.24
0.00
2018-2019
2019-2020
2020-2021
2021-2022
2022-2023
Outlay
Expenditure
Source: PRABANDH

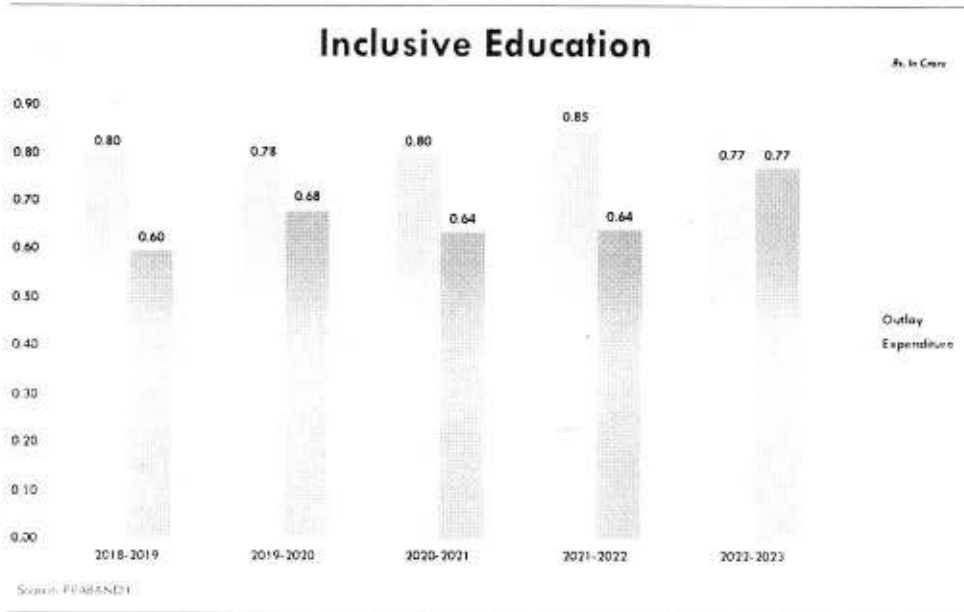
Inclusive Education
Rs. in Crore
0.90
0.80
0.70
0.60
0.50
0.40
0.30
0.20
0.10
0.00
0.80
0.60
0.78
0.68
0.80
0.64
0.85
0.64
0.77
0.77
2018-2019
2019-2020
2020-2021
2021-2022
2022-2023
Outlay
Expenditure
Source: PRABANDH

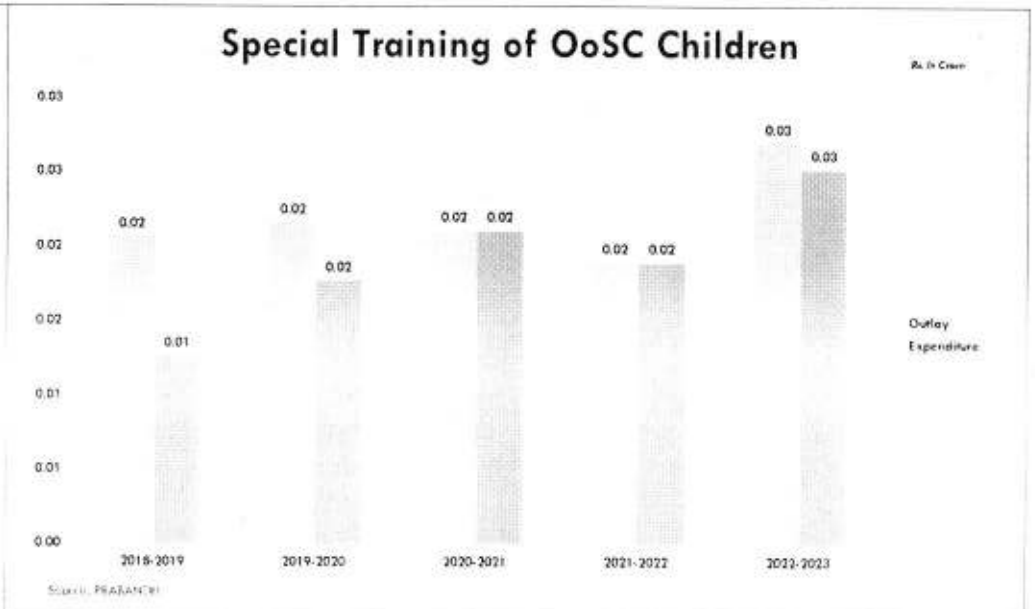
Special Training of OoSC Children
Rs. in Crore
0.03
0.03
0.02
0.02
0.01
0.01
0.00
0.02
0.01
0.02
0.02
0.02
0.02
0.02
0.02
0.03
0.03
2018-2019
2019-2020
2020-2021
2021-2022
2022-2023
Outlay
Expenditure
Source: PRABANDH


Nipun Bharat Mission
Rs. in Crore
1.70
1.65
1.60
1.55
1.50
1.45
1.40
1.35
1.30
1.25
1.63
1.63
1.40
1.40
2021-2022
2022-2023
Outlay
Expenditure
Source: PRABANDH

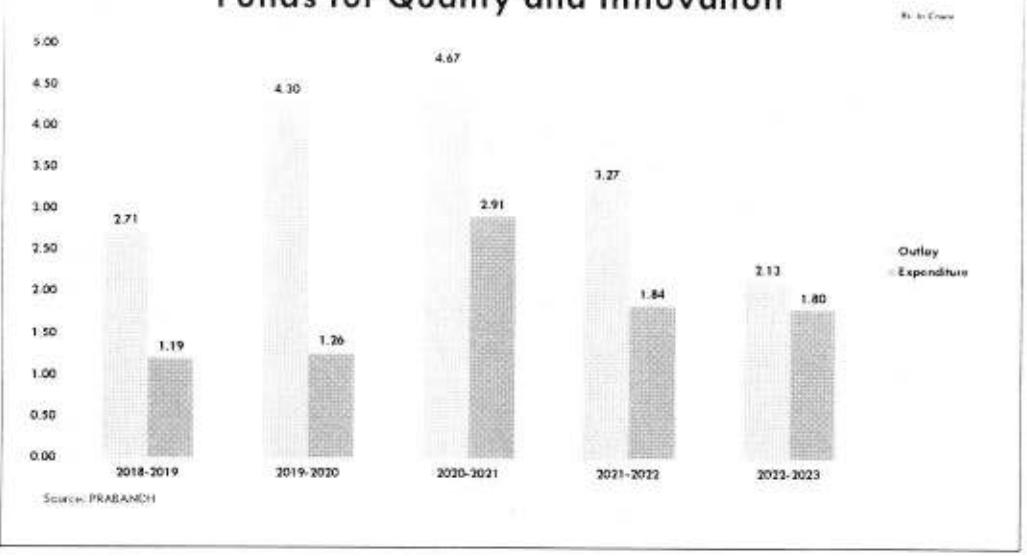
Funds for Quality and Innovation
Rs. in Crore
5.00
4.50
4.00
3.50
3.00
2.50
2.00
1.50
1.00
0.50
0.00
2.71
1.19
4.30
1.26
4.67
2.91
3.27
1.84
2.13
1.80
2018-2019
2019-2020
2020-2021
2021-2022
2022-2023
Outlay
Expenditure
Source: PRABANDH

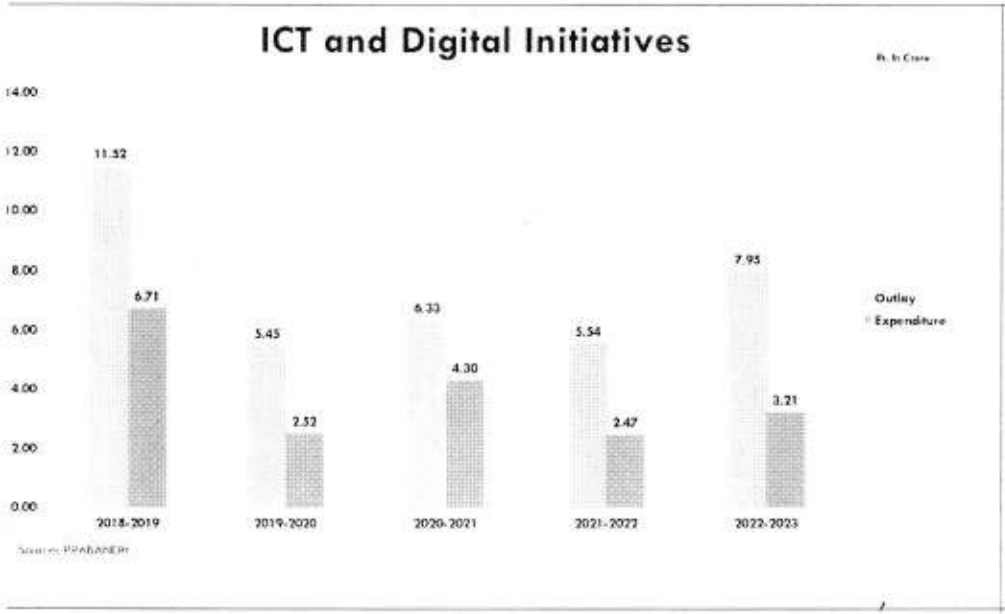
ICT and Digital Initiatives
Rs. in Crore
14.00
12.00
10.00
8.00
6.00
4.00
2.00
0.00
11.52
6.71
5.45
2.52
6.33
4.30
5.54
2.47
7.95
3.21
2018-2019
2019-2020
2020-2021
2021-2022
2022-2023
Outlay
Expenditure
Source: PRABANDH

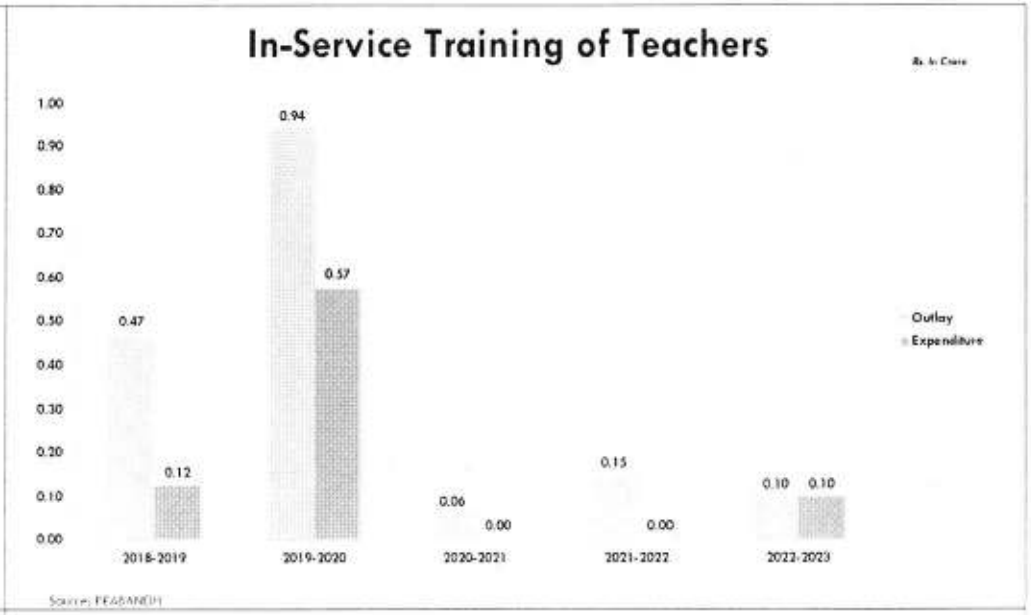
In-Service Training of Teachers
Rs. in Crore
1.00
0.90
0.80
0.70
0.60
0.50
0.40
0.30
0.20
0.10
0.00
0.47
0.12
0.94
0.57
0.06
0.00
0.15
0.00
0.10
0.10
2018-2019
2019-2020
2020-2021
2021-2022
2022-2023
Outlay
Expenditure
Source: PRABANDH

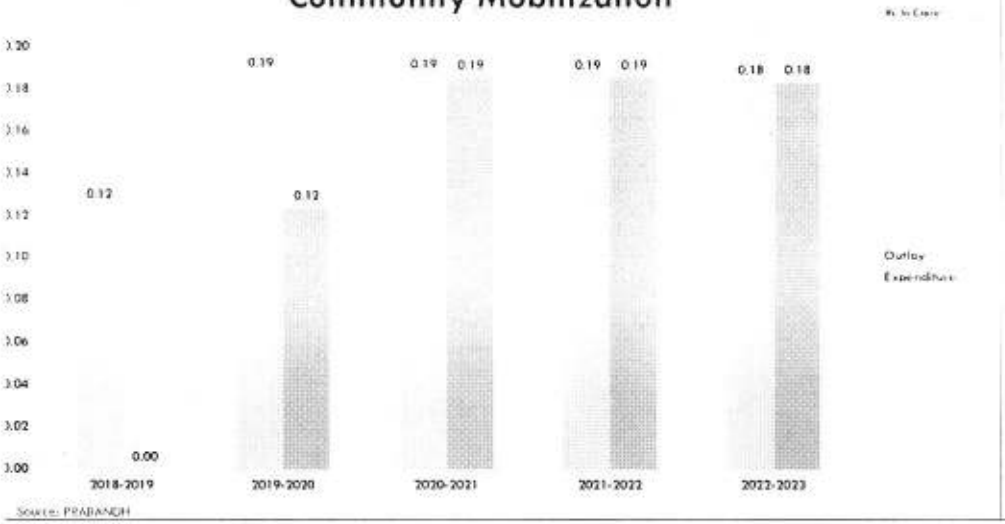
Community Mobilization
Rs. in Crore
0.12
0.00
0.19
0.12
0.19
0.19
0.19
0.19
0.18
0.18
2018-2019
2019-2020
2020-2021
2021-2022
2022-2023
Outlay
Expenditure
Source: PRABANDH

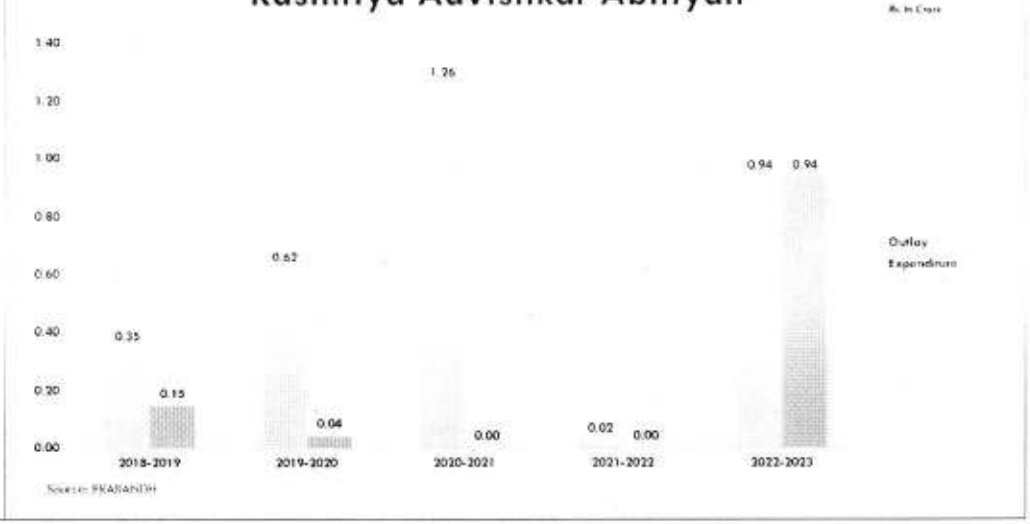
Rashtriya Aavishkar Abhiyan
Rs. in Crore
1.40
1.20
1.00
0.80
0.60
0.40
0.20
0.00
0.35
0.15
0.62
0.04
1.26
0.00
0.02
0.00
0.94
0.94
2018-2019
2019-2020
2020-2021
2021-2022
2022-2023
Outlay
Expenditure
Source: PRABANDH

Early Childhood Care and Education (ECCE)

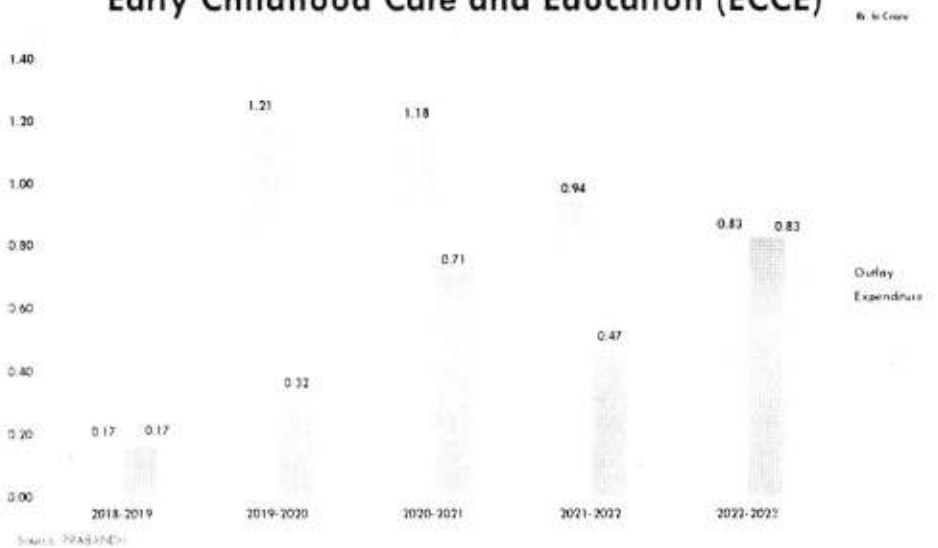

Source: PRABANDH

Other Activities.



Source: PRABANDH

State Profile

	Management	Number	Percentage
School	Government	422	57.34
	Aided	33	4.48
	Unaided	281	38.18
	*Total	736	
Enrolment (Pre-Primary to XII)	Government	97,368	38.10
	Aided	24,198	9.47
	Unaided	1,33,980	52.43
	*Total	2,55,546	
Teacher	Government	4,730	38.28
	Aided	863	6.99
	Unaided	6,762	54.73
	*Total	12,355	

* Madrasa & Unrecognised schools information is not included in total

Source UDISE 2021-22

Districts:- 4

Special Focus Districts:- 1 (Mahe)

Aspirational Districts:- 0

LWE Districts:- 0

EDUCATIONAL INDICATORS

Enrolment by management (Class I to V)

Management	Year	Class I		Class II		Class III		Class IV		Class V	
		Boys	Girls	Boys	Girls	Boys	Girls	Boys	Girls	Boys	Girls
Government	2021-22	3218	3203	3200	3248	3426	3316	3536	3449	3798	3670
	2020-21	2624	2706	2811	2829	2924	2948	3239	3211	3111	3141
	2019-20	2346	2389	2435	2516	2709	2816	2709	2804	2966	2952
*Aided	2021-22	460	818	582	881	630	1091	755	1183	777	1246
	2020-21	544	934	618	1062	708	1214	787	1263	782	1269
	2019-20	601	1068	700	1199	750	1261	785	1252	833	1422
*Private	2021-22	5294	4525	5648	4649	5864	4875	5946	4799	6156	4854
	2020-21	6581	5450	6831	5775	7089	5663	7020	5687	6816	5669
	2019-20	7124	5976	7212	5881	7362	5935	6994	5835	6941	5734
Total	2021-22	8972	8546	9430	8778	9920	9282	10237	9422	10231	9770
	2020-21	9749	9990	10260	9666	10721	9825	11046	10161	10709	10079
	2019-20	10071	9433	10347	9596	10821	10012	10488	9891	10740	10158

Source : UDISE+

Enrolment by management (Class VI to XII)

Management	Year	Class VI		Class VII		Class VIII		Class IX		Class X		Class XI		Class XII	
		Boys	Girls	Boys	Girls	Boys	Girls	Boys	Girls	Boys	Girls	Boys	Girls	Boys	Girls
Government	2021-22	3587	3558	3868	3724	3947	3835	3794	3911	3757	3922	3871	4481	3233	4086
	2020-21	3349	3373	3554	3499	3575	3633	3669	3904	3751	4047	3288	4131	3300	4052
	2019-20	3261	3256	3307	3453	3475	3703	4017	4204	3024	3708	3273	4135	3104	4171
*Aided	2021-22	882	1341	838	1490	989	1496	1030	1625	964	1652	315	936	286	900
	2020-21	869	1455	1014	1497	1054	1727	975	1652	1004	1686	293	911	308	916
	2019-20	989	1538	1065	1701	1004	1770	1036	1706	949	1684	313	906	388	1022
*Private	2021-22	5744	4813	5698	4689	5737	4531	5717	4504	5686	4460	4907	3958	5057	4141
	2020-21	6420	5367	6467	5048	6210	4841	6002	4616	5870	4331	5008	4059	4613	3991
	2019-20	6665	5280	6392	5001	6140	4739	5940	4472	5970	4509	4783	4133	4702	3913
Total	2021-22	10213	9712	10404	9903	10673	9862	10541	10040	10387	10034	9093	9375	8576	9127
	2020-21	10638	10195	11035	10044	10840	10201	10646	10172	10625	10064	8589	9101	8221	8959
	2019-20	10915	9981	10764	10155	10620	10212	10993	10382	9993	9901	8369	9164	8194	9105

Source : UDISE+

Basic Educational Indicators

- Gross Enrolment Ratio

Year	Primary	Upper Primary	Elementary	Secondary	Higher Secondary
2021-22	76.61	77.70	77.03	76.06	68.70
2020-21	83.24	82.21	82.84	78.88	67.76

- Net Enrolment Ratio

Year	Primary	Upper Primary	Elementary	Secondary	Higher Secondary
2021-22	62.08	53.67	67.99	40.83	40.04
2020-21	71.66	63.21	75.52	52.07	46.55

Source : UDISE+

Educational Indicators

Source : UDISE+

Grade wise Decline Enrolment & Dropout Rate

	I	II	III	IV	V	VI	VII	VIII	IX	X	XI	XII
		-531	-724	-887	-708	-863	-526	-544	-460	-397	-2221	13
2021-22	17518	18208	19202	19659	20501	19925	20307	20535	20581	20421	18468	17703
2020-21	18739	19926	20546	21209	20788	20833	21079	21041	20818	20689	17690	17180

* Total Decline between the grades: 7861

Source UDISE+

School Size & Single Teacher Schools (Government)

For Govt. Schools	2020-21		2021-22	
	Primary	Upper Primary	Primary	Upper Primary
Zero Enrolment	0	0	0	0
Less than 15 Enrolment	8	1	7	2
Less than 30 Enrolment	36	1	25	3
Single Teacher Schools	0	0	0	0
% of schools with Adverse PTR	1.29	2.04	2.58 (PTR 19)	8.33 (PTR 15)

Source UDISE+

Annual Average Drop-out Rate

Year	Elementary		Secondary	
	Boys	Girls	Boys	Girls
2021-22	3.4	3.0	8.4	4.1
2020-21	0.0	0.0	8.4	5.3

Overall Drop-out Rate (National 2021-22)

Elementary: **2.0**

Secondary: **12.6**



Source UDISE+

Transition Rate

Year	Primary to UP		Elem. to Secondary		Secondary to High Sec.	
	Boys	Girls	Boys	Girls	Boys	Girls
2021-22	95.4	96.4	97.2	98.4	85.6	93.2
2020-21	99.1	100.4	100.2	99.6	86.0	91.9

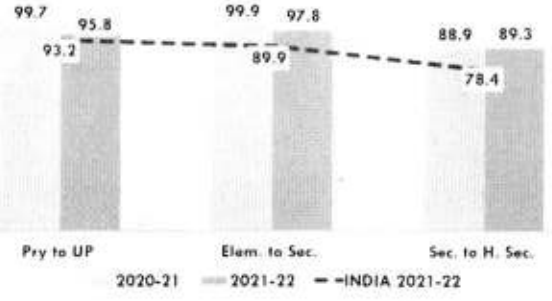

Source UDISE+

Gender Parity Index

- Elementary - (1.02)
- Secondary – (1.08)
- Senior Secondary – (1.13)

Source UDISE+ 2021-22

Surplus Teachers

- 884 Surplus Teachers at Elementary Level
- 66.9% Upper primary Schools having 3 subject teacher as per the RTE norms.



Source UDISE 2021-22

Subject PTR at Secondary Level

- Only 69% secondary schools having teacher for all core subject.



Source UDISE+ 2021-22

Infrastructure in Government* schools

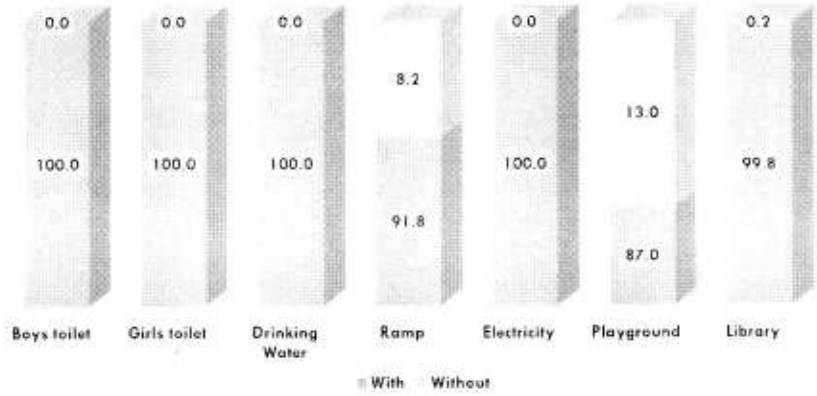

Source UDISE+ 2021-22
* Excluding central Government schools

GIS Mapping

Total Schools (as per UDISE 2020-21)	Correct School Coordinates	School Coordinates yet to receive
737	737	0

Status of Implementation of Inclusive Education (IE) Enrollment & Resource Support

1. **Total Number of Students – 255546**

   Total number of CwD: **2288** (0.9%)

2. **Total Teachers 12355**

   Teachers trained on IE: **830** (6.72%)

3. **Total Special Educators- 24** (under Samagra Shiksha)

   % of schools with special educators (govt)- **212** (30%)

4. **Accessible Infrastructure**

   Total of Schools **736**

   of Schools with ramps- **481** (65%)

   [illegible] **202**

   [illegible] **184**



Low enrollment as per RPwD Act, 2016.

Comparative Analysis of Secondary School Teachers : 2022 -23 & 2023-24

Years	Sanctioned Posts			In-Position			Vacant Posts		
	State	SS	Total	State	SS	Total	State	SS	Total
2022-23	933	54	987	533	0	533	400	54	454
2023-24	720	0	720	590	0	590	130	0	130

Source: AWP&B 2023-24

Vacant Posts in Percentage

Years	Vacant Posts in %			Remarks
	State	SS	Total	
2022-23	42.99	100.00	45.61	Overall Vacant post at the Elementary level has decreased 27.56 percent from 2022-23 to 2023-24
2023-24	18.06	0.00	18.06	

Teacher Education (1/2)

❑ Comparative analysis of funds approved and progress for Teacher Education (Recurring Component) under Samagra Shiksha in the last 3 years

(Rs. in Lakh)

Sl. No.	Years	Teacher Educations		
		Fin	Expenditure Progress	% Progress
1	2020-2021	129.95	68.056	52.37
2	2021-2022	130.00	100.06	76.97
3	2022-2023#	130.92	76.20	58.20

Source: PRABANDH # Provisional Expenditure Progress till March 2023

❑ Status of Teacher Education Institutes (TEIs):

TEIs	Sanctioned	Functional
DIET	1	1

Status of Registration of DIET under PFMS: Yes

Teacher Education (2/2)

❑ Vacancy of Academic positions in SCERT & DIETs:

TEIs	No. of Functional TEIs	No. of posts as per Scheme	No. of State Sanctioned Posts	Filled Posts	Vacancy as per Scheme	% Vacancy as per Scheme
DIET	1	25	20	16	9	36.00

Source: AWP&B 2023-24

❑ Intake and Enrolment in D.El. Ed

TEIs	Total Functional DIETs	Total Number of DIETs Running D.El.Ed	Total Intake	Total Enrolment	% of Enrolment
DIET	1	1	100	60	60%

Source: AWP&B 2023-24

❑ Proposal & Recommendation of Teacher Education for 202324

(Rs. in lakh)

Activity	Proposal 2023-24		Recommendation 2023-24	
	Phy	Fin	Phy	Fin
Teacher Education	1	153.30	1	120.54

Source: PRABANDH

Status of Resource Persons at BRCs & CRCs (1/2)

❑ Comparative Analysis of Funds Approved and Expenditure incurred for Academic Support of BRCs and CRCs component under Samagra Shiksha for last 3 years.

(Rs. in lakh)

Years	BRCS			CRCs			Total		
	Funds Approved	Progress	% of Progress	Funds Approved	Progress	% of Progress	Funds Approved	Progress	% of Progress
2020-21	277.50	226.66	81.68	170.48	116.47	68.32	447.98	343.13	76.59
2021-22	281.40	168.47	59.87	170.12	90.30	53.08	451.52	258.77	57.31
2022-23#	283.30	215.88	76.15	167.96	95.51	56.66	451.46	311.39	68.97

Source: PRABANDH # Provisional Expenditure Progress till March 2023

❑ Status of Block Resource Centers and Cluster Resource Centres

Total no. of Blocks	BRCs sanctioned	BRCs functional	Total no. of Clusters	CRCs sanctioned	CRCs functional
6	6	6	34	34	34

Status of Resource Persons at BRCs & CRCs (2/2)

❑ Resource Persons sanctioned & in place in BRCs & CRCs

Sl. No.	Category	Posts Sanctioned	Posts Filled	Posts Vacant
a)	Subject Specific Resource Person (Upto 6 Resource Persons)	40	40	0
b)	CWSN RPs (Up-to- 2Resource Persons)	12	12	0
c)	MIS Coordinator (One per BRC)	6	6	0
d)	Data Entry operator (One per BRC)	6	6	0
e)	Accountant (One Accountant-cum-Support Staff per 50 schools)	8	8	0
f)	CRPs (One Cluster Resource Coordinator per CRC)	34	34	0

❑ Status of ICT Facility to BRCs (Under Innovation Projects at Elementary level)

(Rs. in lakh)

Budget Approved in 2022-23		Physical Progress (As on 31st March 2023)			Financial Progress (As on 31st March 2023)
Physical	Financial	Complete	In-progress	Not Started	
3	19.20	0	0	3	0.00

❑ Proposal & Recommendation of BRCs & CRCs for 2022-24

(Rs. in lakh)

Sl. No.	Activity	Proposal 2023-24		Recommendation 2023-24	
		Phy	Fin	Phy	Fin
1	BRCs	6	311.70	6	283.50
2	CRCs	34	199.12	34	176.46
	Total		510.82		459.96

Vocational Education

- **Secondary and Senior Secondary Level**

Approved Schools	Implemented Schools	Availability of Tools & Equipment	Enrolment
22	22	7	1414

- **Exposure at Upper Primary Level**

Source: PRABANDH

Approved Schools	Exposure Provided	No. of Upper Primary Students Covered
22		

Sectors Covered: 6

- ✓ Agriculture
- ✓ Apparels, Made ups and Home Furnishing
- ✓ Automotive
- ✓ Beauty & Wellness
- ✓ Electronics & HW
- ✓ [illegible]

Issues:

- During 2022-23, 22 schools were approved to carry out activities related to exposure of VE to upper primary students, but UI has not reported any progress.

Gender & Equity (1/2)

Particulars	Recommendations (Fresh)		(Rs. in lakh)
Activity Master	Physical	Unit Cost	Financial
Gender & Equity			
Girls Learning: Atma Rakshya Prashikshan			
Girls Learning: Atma Rakshya Prashikshan (Upto Class X or XII)	113 Schools	0.09	10.17
Girls Learning: Atma Rakshya Prashikshan (Upto Class VII)	43 Schools	0.09	4.05
Total of Rani Laxmibai: Atma Rakshya Prashikshan			14.22
Special Projects for Equity - (NR)			
Sanitary and Vending and incinerator machines (Secondary)	75 Schools	0.30	10.50
Sanitary and Vending and incinerator machines (Elementary)	28 Schools	0.30	8.40
Total Special Projects for Equity - (NR)			18.90
Special Projects for Equity - Recurring			
Special Projects for Equity - Recurring (Secondary)			
Supplementary materials for Girls students (Urban Deprived) Minority: SC/ST	2173.6 Students	0.001	21.78
Prashikshan Urban	132 Schools	0.02	2.64
Total of Special Projects for Equity - Recurring (Secondary)			24.39
Special Projects for Equity - Recurring (Elementary)			
Prashikshan Urban	280 Schools	0.02	5.60
Beti Bachao Beti Padhao	15 Schools	0.10	1.50
Enrolment drive	6 Schools	0.15	0.90
Total of Special Projects for Equity - Recurring (Elementary)			8.00

Gender & Equity (2/2)

Particulars	Recommendation (Fresh)		(Rs. in lakh)
Activity Master	Physical	Unit Cost	Financial
Gender & Equity			
Project Girls Empowerment (Secondary)			
Adolescent Programme for Girls Students	113 Schools	0.05	5.65
Career Guidance Programme for Girls	113 Schools	0.05	5.65
Beti Bachao Beti Padaho	0 Schools	0.10	0.00
Total of Project Girls Empowerment (Secondary)			12.10
Total of Special Projects for Equity			63.39
Total of Gender & Equity			77.61

Innovation

Major innovative activities undertaken :

1. **Adipadai Kalvi (Back to Basics):**

   To refocus the attention for developing the basic concepts and abilities of children.

2. **Project Based Learning:** It is a tool that works towards

   - Improving the learning outcome of the students;
   - Enhancing their cognitive, affective and psychomotor learning levels;
   - Developing lifelong competency;
   - Committed towards achieving excellence in all its endeavors

ICT

	ICT LAB			Smart Classroom		
	No. of School Approved	No. of School Not Started	% of schools Not Started	No. of School Approved	No. of School Not Started	% of schools Not Started
Elementary	46	Nil	-	45	Nil	-
Secondary	130	Nil	-	100	31	31

	TABS			Vidya Samiksha Kendra		
	No. of TABs approved for Primary teachers	No. of TABs not procured yet	% of TABs not procured yet	Budget Approved for setting up VSK	Expenditure incurred till date	VSK Made Functional (YES/NO)
Elementary	1607	1607	100	Non-Recurring-170 Lakhs and Recurring-30 Lakhs (2 Cr)	Nil (Action Initiated)	NO
Secondary	-	-	-			

Proposal of Special Training and NIOS: 2023-24

Category wise Proposal	Status uploaded on PRABANDH Portal	
	Data of OOSC uploaded and validated by State	No of OOSC required Special Training/ODL
(OoSC: 6-14 Years)	09	09
(Drop Outs: 16-19 Years)	0	0

Issues:

State is yet to identify Drop Out Children at Secondary and Higher Secondary Level for coverage through Open Schooling (NIOS/ SOS).

Progress of Special Training 2022-23

Approved Number of Out of School Children for Special Training : 42

		Status uploaded on PRABANDHPortal (as on 27.02.2023)	
S. No	Activity	No. of Children	%
1	Number of CWSN provided Special Training	0	0
2	Number of Children Mainstreamed	0	0
3	No. of SSA Teachers	0	

Issues

- State has not uploaded progress of any of the identified out of school children in 2022-23.
- State is requested to upload progress of regarding mainstreaming of Out of School Children in FY 2022-23.

Implementation of section 12(1)(C)

- State has not yet started Admission under Section 12(1)(C) of the RTE Act, 2009

NIPUN Bharat (Major Issues)

Sl.	Issues	Current Status	Expected timeline for completion
1	Cadre of trainers/ master trainers at state level/district level	80 at state level	Completed
2	Training of all the teacher on FLN (NISHTHA,state specific FLN training and 50 hours of training)	1546 teachers 150 - HM's	1546 teachers covered under NISHTHA FLN training
3	Formation of SPMUs	1	Designated authority is Director of school education Puducherry
4	Finalization of 5 year perspective plan	Developed	2022-2024
5	Preparation of TLM for teachers	[illegible]	[illegible]
6	Timely supply of TLM to the teachers	[illegible]	[illegible]
7	Timely supply of TLM to the students	[illegible]	[illegible]
8	Implementation of Vidya Pravesh in all schools (no of schools and children covered in class-I)	July 2022	[illegible]
9	Development of item banks on FLN	August 2022	
10	Any other specific issue		

Support at Pre-School Education

F.Y 20232023

Activity (Recurring)	Approval		Progress	
	No. of Students	Fin. *(Rs. in lakh)*	No. of Students	Fin. *(Rs. in lakh)*
TLM for Children	7197	35.99	7197	35.99
Total		35.99		35.99

Non Recurring Support at Pre-primary level (Cumulative 2019-23)		
No. of Schools Approved	No. of Schools Achieved	No. of Schools yet to cover
297	139	158

Source: PRABANDH

Status on ECCE		
Sl. No.	Description	Status
1	Development of locally Contextualised teaching learning materials for ECCE	Thematic Plan with activities for Teachers- On progress. Activity Book for students- Ready Picture Book for students - On Progress
2	Data Analysis to identify the gaps in ECCE & Rationalisation of resources	The UT of Puducherry began establishing ECCE resource centres in schools to reduce the ECCE gap and rationalize resources.
3	Long term perspective plan on ECCE in convergence with WCD	Initiatives taken for mapping Anganwadis
4	Community Sensitization, parental advocacy and leveraging parents as a resource on ECCE	NIPUN Bharat Day and ECCE Day are celebrated in primary schools on a monthly basis. Parents attend the programme to watch and support through parental involvement.

FINANCIAL STATUS

Financial Status of 2022-23

(Rs. in Crore)

Puducherry	Proposed Release of Central Share	Opening Balance on 1.4.2022 (Audited)	Releases of Central Share*	Due State Share - against total GOI releases in 2022-23	State Release	Interest + Other Receipts	Expenditure as on 31.01.2023	Unspent Balance 31.01.2023
BE	13.59	6.65	5.22	0.00	5.36	0.00	11.21	6.02
SE	5.49	2.01	2.33	0.00	2.47	0.00	4.18	2.63
TE	0.79	1.08	0.26	0.00	0.30	0.00	0.76	0.88
Total	19.87	9.74	7.81	0.00	8.13	0.00	16.15	9.53

Status of Spill Over 2022-23 FOR 2023-24

(Rs. in Crore)

Elementary	Secondary	Teacher Education	Total
5.09	2.69	0.00	7.78

Total Committed Liability 2022-23

Financial Year	Puducherry	Non Recurring						
		Op Comm.	Fresh Approval	Surrender	Central Share	Total Comm.	Current Release	Balance
2022-23	Elementary Education	0.00	4.60		2.76	2.76	1.31	1.45
	Secondary Education	6.54	.023		0.14	6.68	0.43	6.25
	Teacher Education	(0.38)	0.00	-	0.00	(0.38)	0.00	(0.38)
	Total	6.16	4.83	-	2.90	9.06	1.74	7.32

Status of pending transfer of Central Share to SIS – 2022-23

(As on 15-02 2023)

(Rs. in Crore)

Scheme Name	Release Type	GOI Release		GOI Transfer to SIS Status			Balance Amount	Delay in Days
		Date	Amount	State Sanction Order No	State Date	State AMOUNT		
Elementary Education	Recurring	02-Nov-22	3.92	G.O.Rt No. 69	28-DEC-22	3.92		56 Days
	Non-Recurring	02-Nov-22	1.31	G.O.Rt No. 69	25-JAN-23	1.31		84 Days
Secondary Education	Non-Recurring	02-Nov-22	[illegible]	G.O.Rt No. 69	28-DEC-22	[illegible]		56 Days
	Recurring	02-Nov-22	[illegible]	G.O.Rt No. 69	28-DEC-22	[illegible]		56 Days
Teacher Education	Recurring	02-Nov-22	0.26	G.O.Rt No. 69	28-DEC-22	0.26		56 Days
	Total		7.82			7.82	-	

Source: PRABANDH

Status of Receipt of Annual Report 2021 -22 and commencement of Audit of Annual

Annual Report 2021-22	Received
Audit of Annual Accounts 2021-22	Received
Internal Audit 2021-22	Not Received

Outstanding Advances up to 15-02-2023

(Rs. in Crore)

Non-Recurring	Recurring	Total
0.00	0.00	0.00

Intervention wise Expenditure 2022-23 & Recommendation 2023-24

(Rs. in Crore)

Sl. No.	Group	Estimate 2022-23 including Spill over	Total Expenditure Up to Jan, 2023	% of total expenditure against estimate	Proposal 2023-24	Recommendation 2023-24
1	Annual Grant	2.76	2.67	96.59 %	2.84	2.84
2	BRC/CRC	4.51	1.03	22.86 %	5.11	4.60
3	Free Textbook	1.98	1.98	100.00 %	2.10	2.10
4	[illegible]	[illegible]	[illegible]	[illegible]	[illegible]	[illegible]
5	[illegible]	[illegible]	[illegible]	[illegible]	[illegible]	[illegible]
6	[illegible]	[illegible]	[illegible]	[illegible]	[illegible]	[illegible]
7	[illegible]	[illegible]	[illegible]	[illegible]	[illegible]	[illegible]
8	[illegible]	[illegible]	[illegible]	[illegible]	[illegible]	[illegible]
9	[illegible]	[illegible]	[illegible]	[illegible]	[illegible]	[illegible]
10	[illegible]	[illegible]	[illegible]	[illegible]	[illegible]	[illegible]
Sub Total		15.99	10.09	63.11 %	18.44	17.13

Intervention wise Expenditure 2022-23 & Recommendation 2023-24

(Rs. in Crore)

Sl. No.	Group	Estimate 2022-23 including Spill over	Total Expenditure Upto Jan, 2023	% of total expenditure against estimate	Proposal 2023-24	Recommendation 2023-24
II						
1	Infrastructure Development	4.17	0.00	0.00%	0.00	0.00
2	Provisionfor CWSN	0.77	0.32	41.64%	1.44	1.04
3	Other NE Activities	0.006	0.006	100.00%	0.00	0.00
4	Special Training of OoSC	0.027	0.025	93.33%	0.01	0.01
	Sub Total	4.973	0.351	7.06 %	1.45	1.45
III						
1	Assessment at National & State level	0.72	0.00	0.00%	0.72	0.72
2	[illegible]	[illegible]	[illegible]	[illegible]	[illegible]	[illegible]
3	[illegible]	[illegible]	[illegible]	[illegible]	[illegible]	[illegible]
4	[illegible]	[illegible]	[illegible]	[illegible]	[illegible]	[illegible]
5	[illegible]	[illegible]	[illegible]	[illegible]	[illegible]	[illegible]
6	[illegible]	[illegible]	[illegible]	[illegible]	[illegible]	[illegible]
7	[illegible]	[illegible]	[illegible]	[illegible]	[illegible]	[illegible]
8	[illegible]	[illegible]	[illegible]	[illegible]	[illegible]	[illegible]
9	[illegible]	[illegible]	[illegible]	[illegible]	[illegible]	[illegible]
	Sub Total	15.438	5.70	36.92 %	21.38	14.78
	Total Fresh	36.40	16.14	44.34 %	41.27	32.96
	Spill Over - 2022-23					7.78
	Grand Total	36.40	16.14	44.34 %	41.27	40.74

Proposal and Recommendation 2023-24

(Rs. in Crore)

SS Scheme Units	Proposal			Recommendation		
	Non recurring	Recuring	Total	Non recurring	Recurring	Total
Elementary Education	0.87	28.56	29.43	0.40	23.89	24.29
Secondary Education	0.65	9.65	10.30	0.45	7.00	7.45
Teacher Education	0.06	1.47	1.53	0.00	1.21	1.21
Total	1.58	39.68	41.26	0.85	32.10	32.95

Major Component

(Rs. in Crore)

Major Component	Proposal	Recommendation
Access & Retention	0.00	0.00
RTE Entitlements	5.42	5.42
Quality Interventions	23.95	19.87
Teacher Education	1.53	1.21
Gender & Equity	1.03	0.78
Inclusive Education	1.44	1.03
Vocational Education	2.68	2.22
Sports & Physical Education	0.82	0.49
Monitoring of the Scheme	0.21	0.36
Program Management	1.68	1.57
Total	41.26	32.96

Implementation Status of SARTHAQ Tasks

- **Early Identification (SARTHAQ Task 170, 181)**
  Universal screening on MoE developed digital platform.
- **PRASHAST Mobile App** – "Pre Assessment Holistic Screening Tool" for schools launched during Shikshak Parv, 2022. PRASHAST Mobile App has been developed by CIET, NCERT. The App will help in screening 21 disability conditions recognized in RPwD Act, 2016, at the school level and will generate the school-wise report, for further sharing with the authorities for initiating the certification process.

Users	Registered	Verified	%
Total	**13**	**2**	**15.30**
School Heads	1	0	0
Teachers	8	0	0
Special Educators	5	1	20

Source: CIET)

Shagun Repository

Case Study	Testimonials	Video	Images
8	2	13	484

Source: Digital Repository

* Testimonials (7), Videos (10) and Images (303) are to be vetted by NCERT

Thank You!

Annexure – III

Spill Over

Samagra Shiksha- Spill Over										
Financial Year:2022-2023 Month			**PUDUCHERRY**							**(Rs. In Lacs)**
Particular			**Budget Approved (Cumulative)**		**Cumulative Progress (Since Inception)**			**Spill Over**		
			Physical	**Financial**	**Physical**		**Financial**	**Physical**		**Financial**
					Complete	**In-progress**		**In-progress**	**Not Started**	**Total**
Access & Retention										
Opening of New / Upgraded Schools										
6	Opening of New / Upgraded Schools - NR (Hr. Secondary)									
	6.2	Higher Secondary School - Commerce Subject (XI - XII)	1	50.09	0	0	0.00	0	1	1	50.09
	Total for Opening of New / Upgraded Schools - NR (Hr. Secondary)			50.09			0.00				50.09
Total for Opening of New / Upgraded Schools				**50.09**			**0.00**				**50.09**

Strengthening of Existing Schools											
48	Strengthening of Existing Schools (up to Highest Class VIII) - NR										
	48.3	Additional Classrooms (Upto Class VIII)	3	37.57	0	3	25.28	3	0	3	12.29
	48.7	Boundary Wall	241	26.51	0	241	26.51	241	0	241	0.00
	48.11	Major Repair	5	71.03	0	5	71.03	5	0	5	0.00
	48.57	Head Master Room	2	28.00	0	2	28.00	2	0	2	0.00
	Total for Strengthening of Existing Schools (up to Highest Class VIII) - NR			163.11			150.82				12.29
49	Strengthening of Existing Schools (IX - X) - NR										
	49.2	Computer Room	0	0.00	0	0	0.00	0	0	0	0.00
	49.4	Library Room	0	0.00	0	0	0.00	0	0	0	0.00
	49.6	Science Lab	0	0.00	0	0	0.00	0	0	0	0.00
	49.7	Art/Craft Room	0	0.00	0	0	0.00	0	0	0	0.00
	49.9	Drinking Water	0	0.00	0	0	0.00	0	0	0	0.00

	Total for Strengthening of Existing Schools (IX - X) - NR			0.00			0.00				0
55	Repairing and Renovations (up to Highest Class X or XII) - NR										
	55.1	Major Repair	3	131.49	0	2	69.62	2	1	3	61.87
	Total for Repairing and Renovations (up to Highest Class X or XII) - NR			131.49			69.62				61.8680
Total for Strengthening of Existing Schools				**294.60**			**220.44**				**74.1580**
Total for Access & Retention				**344.69**			**220.44**				**124.2480**
Quality Interventions											
Funds for Quality (LEP, Innovation, Guidance etc)											
71	Innovation Projects - (NR) (Elementary)										
	71.12	ICT Facility to BRCs	3	19.20	0	0	0.00	0	3	3	19.20
	71.13	Teacher Resource Package (Primary)	1607	160.70	0	0	0.00	0	1607	1607	160.70
	Total for Innovation Projects - (NR) (Elementary)			179.90			0.00				179.90
Total for Funds for Quality (LEP,				**179.90**			**0.00**				**179.90**

Innovation, Guidance etc)											
ICT and Digital Initiatives											
127	Digital Hardware & Software (up to Highest Class VIII) - NR										
	127.1	Digital Hardware & Software (Type - I) (Elementary)	6	38.40	3	0	18.12	0	3	3	20.28
	127.2	Smart Classroom (Type - II) (Elementary)	45	108.00	24	0	57.54	0	21	21	50.46
	127.3	Digital Hardware	40	252.00	36	0	227.40	0	4	4	24.60
	127.4	Operating System / Softwares	10	2.00	0	0	0.00	0	10	10	2.00
	127.5	Furniture	10	2.00	0	0	0.00	0	10	10	2.00
	Total for Digital Hardware & Software (up to Highest Class VIII) - NR			402.40			303.06				99.34
129	Digital Hardware & Software (upto Highest Class XII) - NR										
	129.2	Smart Classroom	100	240.00	53	0	125.90	0	47	47	114.10

		(Type - II) (Secondary & Sr. Secondary)									
	129.3	Digital Hardware	105	672.00	105	0	672.00	0	0	0	0.00
	Total for Digital Hardware & Software (upto Highest Class XII) - NR			912.00			797.90				114.10
Total for ICT and Digital Initiatives				**1314.40**			**1100.96**				**213.44**
Early Childhood Care and Education (ECCE)											
133	Pre- Primary (Non-Recurring)										
	133.2	BALA Features	2	0.64	1	0	0.64	0	1	1	0.00
	133.4	Support at Pre-Primary Level (New) (NR)	295	88.50	139	0	41.60	0	156	156	46.90
	Total for Pre- Primary (Non- Recurring)			89.14			42.24				46.902720
Total for Early Childhood Care and Education (ECCE)				**89.14**			**42.24**				**46.902720**
Total for Quality Interventions				**1583.44**			**1143.20**				**440.242720**
Teacher Education											
Civil Work :Strengthening of physical infrastructure in TEI (SCERTs/DIETs/BITEs)											
138	Establishment of										

	Institutions - NR											
	138.2	Construction of DIET Building (New)	0	0.00	0	0	0.00	0	0	0	0.00	
	Total for Establishment of Institutions - NR			0.00			0.00				0	
Total for Civil Work: Strengthening of physical infrastructure in TEI (SCERTs/DIETs/BITEs)				**0.00**			**0.00**				**0**	
Technology Support to TEIs												
142	Technology Support to TEIs (NR)											
	142.4	Hardware & Software Support	1	6.00	1	0	6.00	0	0	0	0.00	
	142.6	Furniture	1	0.20	1	0	0.20	0	0	0	0.00	
	142.7	Operating System & Application Software	1	0.20	1	0	0.20	0	0	0	0.00	
	Total for Technology Support to TEIs (NR)			6.40			6.40				0.00	
Total for Technology Support to TEIs				**6.40**			**6.40**				**0.00**	
Total for Teacher Education				**6.40**			**6.40**				**0.00**	
Gender & Equity												
Special Projects for Equity												
185	Special Projects for Equity											

	- (NR) (Secondary)											
	185.1	Sanitary pad Vending and incinerator machines	64	12.80	0	0	0.00	0	64	64	12.80
	Total for Special Projects for Equity - (NR) (Secondary)			12.80			0.00				12.80
187	Special Projects for Equity - (NR) (Elementary)										
	187.1	Sanitary pad Vending and incinerator machines	10	2.00	10	0	1.73	0	0	0	0.27
	Total for Special Projects for Equity - (NR) (Elementary)			2.00			1.73				0.27
Total for Special Projects for Equity				**14.80**			**1.73**				**13.07**
Total for Gender & Equity				**14.80**			**1.73**				**13.07**
Vocational Education											
Introduction of Vocational Education at Secondary and higher Secondary											
214	Introduction of VE in schools - NR										
	214.1	Tools, Equipment & Furniture (New)	22	75.00	18	0	65.00	0	4	4	10.00

	Total for Introduction of VE in schools - NR			75.00			65.00				10
218	Addition of VE Course in Existing Schools - NR										
	218.1	Tools, Equipment & Furniture (Existing Schools)	14	28.00	4	0	8.00	0	10	10	20.00
	Total for Addition of VE Course in Existing Schools - NR			28.00			8.00				20
Total for Introduction of Vocational Education at Secondary and higher Secondary				**103.00**			**73.00**				**30**
Total for Vocational Education				**103.00**			**73.00**				**30**
Monitoring of the Scheme											
Monitoring Information System (MIS)											
219.10	Vidhya Samiksha Kendra (Non-Recurring) (EE/SE/TE)										
	219.10.13	Vidya Samiksha Kendra (Non-Recurring)	1	170.00	0	0	0.00	0	1	1	170.00
	Total for Vidhya Samiksha Kendra (Non-Recurring) (EE/SE/TE)			170.00			0.00				170
Total for Monitoring Information System (MIS)				**170.00**			**0.00**				**170**

Total for Monitoring of the Scheme		**170.00**			**0.00**				**170**
Grand Total		**2222.33**			**1444.77**				**777.560720**

Particulars	Budget Approved (Cumulative)	Cumulative Progress (Since Inception)	Spill Over
	Financial	**Financial**	**Financial**
Elementary Education	1006.55	497.85	508.702720
Secondary Education	1209.38	940.52	268.8580
Teacher Education	6.40	6.40	0.00
Total	**2222.33**	**1444.77**	**777.560720**

Major Component	Budget Approved (Cumulative)	Cumulative Progress (Since Inception)	Spill Over
	Financial	**Financial**	**Financial**
Access & Retention	344.69	**220.44**	**124.2480**
Quality Interventions	1583.44	**1143.20**	**440.242720**

Teacher Education	6.40	**6.40**	**0.00**
Gender & Equity	14.80	**1.73**	**13.07**
Vocational Education	103.00	**73.00**	**30**
Monitoring of the Scheme	170.00	**0.00**	**170**
Total	**2222.33**	**1444.77**	**777.560720**

Annexure – IV

Detailed Costing Sheet

State Name: Puducherry and Year :2023-2024												
												Rs. in Lakh
Particulars					Proposal			Final Approved Outlay				
Major Component	Sub Component			Activity Master	Phy.	Unit Cost	Fin.	Phy.	Unit Cost	Fin.	Remarks	
RTE Entitlements	Free Textbooks	61.0		Free Text Books								
			61.0.1	Text Books (Class I - II)	14729	0.00250	36.822	14729	0.00250	36.8225	Recommended as per norms Textbooks for 14729 children of Class I-II @ Rs. 250/- per child (as per UDISE+ enrolment)	
			61.0.2	Braille Books (Class I II)	2	0.00250	0.005	2	0.00250	0.005	Recommended as per norms Braille Books for 2 children of Class I-II @ Rs. 250/- per child (as per UDISE+ enrolment)	
			61.0.4	Text Books (Class III - V)	25492	0.00250	63.729	25492	0.00250	63.73	Recommended as per norms Textbooks for 25492 children of Class III-V @ Rs. 250/- per child (as per UDISE+ enrolment)	

			61.05	Braille Books (Class III - V)	10	0.0025 0	0.025	10	0.00250	0.025	Recommended as per norms Braille Books for 10 children of Class III-V @ Rs. 250/- per child (as per UDISE+ enrolment)
			61.07	Text Books (Class VI - VIII)	27403	0.0040 0	109.612	27403	0.00400	109.612	Recommended as per norms Textbooks for 27403 children of Class VI-VIII @ Rs. 400/- per child (as per UDISE+ enrolment)
			61.08	Braille Books (Class VI VIII)	9	0.0040 0	0.036	9	0.00400	0.036	Recommended as per norms Braille Books for 9 children of Class VI-VIII @ Rs. 400/- per child (as per UDISE+ enrolment)
				Total of Free Text Books			**210.23**			**210.23**	
		Total of Free Textbooks					**210.23**			**210.23**	
	Free Uniforms	**62.0**		**Uniform**							
			62.01	All Girls	25906	0.0060 0	155.436	25906	0.00600	155.436	Recommended as per norms for providing two set of uniforms @ Rs. 600/- per child to 25906 girls

			62.0.2	ST Boys	90	0.00600	0.54	90	0.00600	0.54	Recommended as per norms for providing two set of uniforms @ Rs. 600/- per child to 90 ST Boys
			62.0.3	SC Boys	7197	0.00600	43.182	7197	0.00600	43.182	Recommended as per norms for providing two set of uniforms @ Rs. 600/- per child to 7197 SC Boys
			62.0.4	BPL Boys	18972	0.00600	113.832	18972	0.00600	113.832	Recommended as per norms for providing two set of uniforms @ Rs. 600/- per child to 18972 BPL Boys
				Total of Uniform			**312.99**			**312.99**	
		Total of Free Uniforms					**312.99**			**312.99**	
	Special Training of Out of School Children (OoSC)	**63.0**		**Special Training for OoSC - Non-Residential (Fresh)**							
			63.0.4	12 Month (Non-Residential - Fresh)	9	0.00600	0.54	9	0.06000	0.54	Recommended as proposed.
				Total of Special Training for OoSC - Non-Residential (Fresh)			**0.54**			**0.54**	
		Total of Special Training of Out of School Children (OoSC)					**0.54**			**0.54**	

	Community Mobilization	**98.0**		**Community Mobilization (Elementary)**							
			98.0.1	Training of SMC/ SDMC	280	0.03000	8.4	280	0.03000	8.4	As per Udise+ 2021-22, there are 281 elementary schools, however UT has proposed only 280 elementary schools. So recommending @1500 for 280 elementary schools. Also only 108 schools have School development plan, so it is advised to develop SDP in remaining schools by July, 2023. Fund may also be utilized for popularizing the Vidyanjali programme in the UT.

			98.04	Community Mobilization	280	0.01500	4.2	280	0.01500	4.2	As per Udise+ 2021-22, there are 281 elementary schools, however UT has proposed only 280 elementary schools. So recommending @1500 for 280 elementary schools. The UT has to undertake community mobilization activities as per the norms duly having specific plan for getting key performance indicators. Fund may also be utilized for popularizing the Vidyanjali programme in the UT.
				Total of Community Mobilization (Elementary)			**12.6**			**12.6**	
		99.0		**Community Mobilization (Secondary)**							

			99.0.1	SMDC Training	132	0.03000	3.96	132	0.03000	3.96	As per Udise+ 2021-22, there are 133 secondary schools, however UT has proposed only 132 schools, so recommending @3000 per school for 132 secondary schools. Also only 108 schools have School Development plan. It is advised to develop SDP plan in all schools by July,2023. Fund may also be utilized for popularizing the Vidyanjali programme in the UT.

			99.04	Community Mobilization	132	0.01500	1.98	132	0.01500	1.98	As per Udise+ 2021-22, there are 133 secondary schools, however UT has proposed only for 132 secondary schools, so recommending @1500 per school for 132 secondary schools. The UT has to undertake community mobilization activities as per the norms duly having specific plan for getting key performance indicators. Fund may also be utilized for popularizing the Vidyanjali programme in the UT.
				Total of Community Mobilization (Secondary)			**5.94**			**5.94**	
		Total of Community Mobilization					**18.54**			**18.54**	
	Total for RTE Entitlements						**542.30**			**542.30**	
Quality Intervention	**Funds for Quality (LEP,**	**71.**		**Innovation Projects - (NR) (Elementary)**							

s	Innovation, Guidance etc)	0	71.0.12	ICT Facility to BRCs	3	6.4000 0	19.2	3	6.4000 0	19.2	Recommended as proposed ICT labs for 3 BRCs @ 6.40 lakh per BRC. UT has total 6 BRCs and all are functional. In 2022-23, ICT facility was approved only for 3 BRCs. Hence this year UT has proposed ICT facility for the remaining 3 BRCs.
				Total of Innovation Projects - (NR) (Elementary)			**19.2**			**19.2**	
		72.0		**Innovation Projects - (Elementary) (Recurring)**							
			72.0.1	Fund for Safety and Security at School Level	280	0.0200 0	5.6	280	0.0200 0	5.6	Recommended fund for safety and security for 280 schools @ Rs. 2000 / school. The Safety & Security guidelines needs to be followed by the UT.
			72.0.4	Shaala Siddhi	280	0.0050 0	1.4	280	0.0050 0	1.4	Considered as proposed @Rs. 500/school.
			72.0.5	Teacher IdCards	450	0.0015 0	0.675	450	0.0010 0	0.45	Recommended for 450 teachers @Rs. 100/ID card.

			72.0.6	Youth & Eco Club	47	0.15000	7.05	47	0.05000	2.35	Considered 47 elementary schools @ Rs. 5000/annum/school. The UT should utilize the recommended fund on the government school students to have fun and be productive while meeting with friends and to make a positive impact on their local community and the world.
			72.10	Orientation /Training of General Teachers on IE	400	0.00900	3.6	400	0.00900	3.6	UT has proposed for three days orientation program on Neuro-developmental disabilities (SLD, ID, ASD & ADHD). May be considered as proposed for 400 general teachers with a unit cost of Rs.300/day/teacher. UT to share the report on impact & outcome of such interventions for enhancing inclusion and learning outcomes for CwSN in general classrooms.

				Total of Innovation Projects - (Elementary) (Recurring)			**18.32**			**13.4**	
		74.0		**Innovation Projects - Recurring (Secondary & Sr. Secondary)**							
			74.02	Aptitude Test at School Level	6985	0.00100	6.985	6985	0.00050	3.4925	Considered @ Rs. 50/student for the printing of question papers for 6985 students. Learning gain should be the priority of the proposed intervention.
			74.03	Funds for Safety and Security	132	0.00200	2.64	132	0.02000	2.64	Recommended fund for safety and security for 132 schools @ Rs. 2000 / school. The Safety & Security guidelines needs to be followed by the UT.
			74.05	Shaala Siddhi	132	0.00050	0.66	132	0.00500	0.66	Considered as proposed @Rs. 500/school.
			74.06	Talent Search at school level	6412	0.00100	6.412	6412	0.00050	3.206	Considered the proposed intervention for 6412 students @ Rs. 50/student to conduct talent search

			74.07	Teacher Exchange programme	125	0.300000	37.5	10	0.300000	3	Considered for 10 teachers @Rs. 30000/teacher to visit the UT of Chandigarh. The teachers should learn the best practices of Teachers and school administration from the visiting UT and implement those to their UT to improve the PGI ranking of Puducherry.
			74.08	Teacher IdCards	450	0.00150	0.675	450	0.00100	0.45	Recommended for 450 teachers @Rs. 100/ID card.
			74.09	Youth & Eco Club	132	0.25000	33	132	0.15000	19.8	Recommended as proposed, as per norms.

			74.0.12	Orientation /Training of General Teachers on IE	400	0.00900	3.6	400	0.00900	3.6	UT has proposed for three days orientation program on Neuro-developmental disabilities (SLD, ID, ASD & ADHD). May be considered as proposed for 400 general teachers with a unit cost of Rs.300/day/teacher. UT to share the report on impact & outcome of such interventions for enhancing inclusion and learning outcomes for CwSN in general classrooms.
				Total of Innovation Projects - Recurring (Secondary & Sr. Secondary)			**91.47**			**36.85**	
		75.0		**Project - Innovative Activities- (NR) - (State Specific) (Elementary)**							
			75.03.4	ECCE Resource Center	27	2.00000	54	6	2.00000	12	Recommended for six resource centers, one per block at 2lakh each.
				Total of Project - Innovative Activities- (NR) - (State Specific) (Elementary)			**54**			**12**	

		77.0		**Project - Innovative Activities - (Recurring) (State Specific) (Secondary & Sr. Secondary)**							
			77.018	EK BHARAT SHRESTH BHARAT	132	0.0300	3.96	132	0.03000	3.96	Considered the proposed intervention for 132 schools (as proposed by the UT @ Rs. 3000/school to conduct various cultural activities under EBBB. UT need to prepare an Annual Plan of activities as share it with the Department. UT to share the reports (Monthly and Annual) of all the activities with MoE.
			77.077	Twining of schools	132	0.0200	2.64	132	0.02000	2.64	Recommended as proposed. The UT may utilize the fund to exchange ideas, best practices etc.
			77.037	Adipadai Kalvi	132	0.0600	7.92	26	0.06000	1.56	Recommended for 26 schools @Rs. 6000/school. The UT may pilot the new innovative activity in 26 schools for this year.

			77.0.538	Language Garden	132	0.16000	21.12	26	0.09000	2.34	"Considered 26 schools @Rs. 9000/school. The UT may pilot the new innovative activity in 26 schools for this year."
			77.0.539	Math Club	132	0.20000	26.4	132	0.20000	26.4	Recommended as proposed. The UT may utilize the sanctioned funds to improve the mathematical interest among students.
				Total of Project - Innovative Activities - (Recurring) (State Specific) (Secondary & Sr. Secondary)			**62.04**			**36.9**	
		79.0		**Project Innovation - (Rec) - (State Specific) (Elementary)**							

			79.0.24	Project Based Learning	31798	0.00100	31.798	31798	0.00078	24.8024	Recommended for 31798 students @Rs. 78/student for meeting the cost to print the content prepared by Sri Aurobindo Society. The UT may utilize the recommended fund to inculcate the application based learning among students.
			79.0.83	EK BHARAT SHRESTH BHARAT	280	0.0300	8.4	280	0.03000	8.4	Considered the proposed intervention for 280 schools (as proposed by the UT @ Rs. 3000/school to conduct various cultural activities under EBSB. UT need to prepare an Annual Plan of the activities for 2023-24 and share it with the Department. UT to share the reports (Monthly & Annual) of all activities with MoE.
			79.0.130	Twining of School	280	0.0200	5.6	280	0.02000	5.6	Recommended as proposed.

			79.0.604	Adipadai Kalvi	165	0.06000	9.9	20	0.03500	0.7	"Considered 20 schools @Rs. 3500/school. May be piloted in 20 schools for this year."
			79.0.605	Languge Garden	165	0.16000	26.4	20	0.06000	1.2	"Recommended 20 schools @Rs. 6000/school. May be piloted in 20 schools for this year."
			79.0.610	Workshop for Teachers (ECCE)	350	0.01500	5.25	291	0.01500	4.365	Recommended for 291 teachers as per available data on UDISE.
				Total of Project Innovation - (Rec) - (State Specific) (Elementary)			**87.35**			**45.07**	
		83.0		**Project Kala Utsav (Secondary)**							
			83.0.1	TA / DA Allowance for National Level	1	2.00000	2	1	2.00000	2	Recommended an amount of Rs. 2 lakh for TA/DA allowance for National level Kala Utsav for the year 2023-24
			83.0.2	Kala Utsav	1	8.00000	8	1	8.00000	8	Recommended an amount of Rs. 8 lakh for organizing Kala Utsav at district, State and National level for the year 2023-24

				Total of Project Kala Utsav (Secondary)			**10**			**10**	
		88.0		**Experiential Learning (Elementary)**							
			88.01	Rangotsav	4	3.00000	12	4	2.00000	8	Recommended for 4 districts @2.0 lakh per district to organise rangotsav activities for the year 2023-24.
				Total of Experiential Learning (Elementary)			**12**			**8**	
		93.0		**LEP (Class VI - VIII)**							
			93.01	Learning Enhancement/Enrichment Programme (Remedial Teaching)	5093	0.00500	25.465	5093	0.00500	25.465	Recommended as proposed @Rs. 500/student for 25% of government school students to enhance their learning level.
				Total of LEP (Class VI - VIII)			**25.46**			**25.46**	
		94.0		**LEP (Class IX - XII)**							
			94.01	Learning Enhancement/Enrichment Programme (Remedial Teaching)	7198	0.00500	35.99	7198	0.00500	35.99	Recommended as proposed @Rs. 500/student for 25% of government school students to enhance their learning level.
				Total of LEP (Class IX - XII)			**35.99**			**35.99**	

		100.0		**Band Competition**							
			100.0.1	Band Competition (Secondary&Sr. Secondary)	1	5.0000	5	1	5.00000	5	An amount of Rs.5.00 lakh recommended for undertaking State level Band Competition activities for the year 2023-24 (State/UT level (Capital) band competition Rs.2.0 lakh, Rs.50,000/- for training for government schools only, Rs.50,000/- for Band Costumes for government schools only, Rs.2.0 lakh for purchase of pipe band instruments for government schools only. All these activities to be taken up as per the ISBC guidelines of 2019-20, MOE. The ministry initially provides funds for the State/UT Level (Capital) Band Competition only.
				Total of Band Competition			**5**			**5**	
		Total of Funds for Quality (LEP, Innovation, Guidance etc)					**420.84**			**247.87**	
	NIPUN Bharat Mission	**86.**		**Nipun Bharat Mission (FLN)**							

		0	86.0.1	Teaching Learning Materials for implementation of Innovative pedagogies	41537	0.00500	207.685	41537	0.00500	207.685	Recommended as proposed TLMs for 41537 students of Grades 1 to 5 @ Rs. 500 per student for supplementary graded materials such as Lesson plans aligned in the Diary bases on the FLN outcomes and NIPUN Bharat outcomes and the development of IEC materials, etc. UT needs to develop a proper mechanism to trace the progress on KPIs identified.

			86.0.2	Teacher Resource Material/Activity Handbook	2046	0.0015 0	3.069	2046	0.0015 0	3.069	Recommended as proposed @ Rs. 150 per teacher for the developments of Teacher Resource Materials for 2046 primary teachers. Teacher Manuals and Activity Handbooks for teachers that will be aligned with innovative pedagogies to achieve learning outcomes and grade level competencies. UT is suggested to ensure that the pool of mentors identified and mapped with schools is rendering academic support.

			86.0.3	Capacity building of Teachers of Grades I to V (New)	2046	0.03000	61.38	2046	0.015000	30.69	Recommended as appraised @Rs. 500 per day for 2046 primary (I-V) teachers for 3 days in person training cum workshop on the sate specific Module based on ECCE, FLN and NIPUN Bharat. Teacher will be trained on variety of pedagogies that are important for joyful learning that will be based on the art and experiential learning pedagogies aligned with FLN objective, method of monitoring and review, creation of TLM through craft and identification of areas of concern.

			86.0.4	Independent, periodic and holistic assessment of Students	4	10.000 00	40	4	10.000 00	40	Rs. 40.00 lakh recommended for conducting periodic and holistic assessment in the 4 districts of the state. The assessment will cover two aspects i.e., learning competency-based assessment for Grade 3, 4, 5 in foundational literacy & numeracy (Base Line) and end line assessment Survey March 2024. The progress of the children will be recorded at every level with detailed comment specific to each student's progress.
				Total of Nipun Bharat Mission (FLN)			**312.13**			**281.44**	
	Total of NIPUN Bharat Mission						**312.13**			**281.44**	
	Assessment at National & State level	**102.0**		**Assessment at State level (Elementary)**							
			102.0.1	Assessment at State level	4	8.0000	32	4	8.0000 0	32	Recommended as proposed @Rs. 8 lakh/district for all the four districts.

				Total of Assessment at State level (Elementary)			**32**			**32**	
		103.0		**Assessment at State level (Secondary)**							
			103.0.1	Assessment at State Level	4	10.00000	40	4	10.00000	40	Recommended as proposed @Rs. 10 lakh/district for all the four districts.
				Total of Assessment at State level (Secondary)			**40**			**40**	
		Total of Assessment at National & State level					72			72	
	Training for In-service Teacher and Head Teachers	**106.0**		**In-Service Training (Elementary)**							
			106.0.13	Teachers Class VI to VII(Government Schools)	900	0.00900	8.1	900	0.00900	8.1	Recommended as proposed In-service Teacher Training for 3 days @ Rs. 300/- per teacher per day.
				Total of In-Service Training (Elementary)			**8.1**			**8.1**	
		Total of Training for In-service Teacher and Head Teachers					**8.1**			**8.1**	
	Composite School Grant	**118.**		**Annual Grant (up to Highest Class VIII)**							

		0	118.0.1	School Grant - (Enrol > 30 and <=100)	133	0.25000	33.25	133	0.25000	33.25	133 schools are recommended with a financial implication of @Rs. 25000/school including 10% of the amount for Swachhta Programs. State may ensure proper utilisation and updation on PRABANDH portal.
			118.0.2	School Grant - (Enrol > 100 and <= 250)	93	0.50000	46.5	93	0.50000	46.5	Recommended as proposed. At least 10% of the amount to be spent on Swachhta Action Plan. This grant is for the replacement of non-functional school equipment and for incurring other recurring costs, such as consumables, play material, games, sports equipment, laboratories, electricity charges, internet, water, teaching aids etc.

			118.03	School Grant - (Enrol > 250 and <= 1000)	22	0.75000	16.5	22	0.75000	16.5	Recommended as proposed. At least 10% of the amount is to be spent on Swachhta Action Plan. This grant is for the replacement of non-functional school equipment and for incurring other recurring costs, such as consumables, play materials, games, sports equipment, laboratories, electricity charges, internet, water, teaching aids, etc.
			118.05	School Grant (Enrol >= 1 and <= 30)	32	0.10000	3.2	32	0.10000	3.2	32 schools are recommended with a financial implication of @Rs. 10000/school including 10% of the amount for Swachhta Programs. State may ensure proper utilisation and updation on PRABANDH portal.
				Total of Annual Grant (up to Highest Class VIII)			**99.45**			**99.45**	
		119.		**Annual Grant (up to Highest Class X or XII)**							

		0	119.0.1	School Grant - (Enrol > 30 and <=100)	7	0.25000	1.75	7	0.25000	1.75	Recommended as proposed. At least 10% of the amount to be spent on Swachhta Action Plan. This grant is for the replacement of non-functional school equipment and for incurring other recurring costs, such as consumables, play material, games, sports equipment, laboratories, electricity charges, internet, water, teaching aids etc.
			119.0.2	School Grant - (Enrol > 100 and <= 250)	41	0.50000	20.5	41	0.50000	20.5	41 schools are recommended with a financial implication of @Rs. 50000/school including 10% of the amount for Swachhta Programs. The state may ensure proper utilisation and updation on the PRABANDH portal.

			119.0.3	School Grant - (Enrol > 250 and <= 1000)	78	0.75000	58.5	78	0.75000	58.5	Recommended as proposed. At least 10% of the amount is to be spent on Swachhta Action Plan. This grant is for the replacement of non-functional school equipment and for incurring other recurring costs, such as consumables, play materials, games, sports equipment, laboratories, electricity charges, internet, water, teaching aids, etc.
			119.0.4	School Grant - (Enrol > 1000)	5	1.00000	5	5	1.00000	5	Recommended as proposed. At least 10% of the amount is to be spent on Swachhta Action Plan. This grant is for the replacement of non-functional school equipment and for incurring other recurring costs, such as consumables, play materials, games, sports equipment, laboratories, electricity charges, internet,

											water, teaching aids, etc.
			119.0.5	School Grant (Enrol >= 1 and <= 30)	1	0.10000	0.1	1	0.10000	0.1	Recommended as proposed. At least 10% of the amount to be spent on Swachhta Action Plan. This grant is for the replacement of non-functional school equipment and for incurring other recurring costs, such as consumables, play material, games, sports equipment, laboratories, electricity charges, internet, water, teaching aids etc.

				Total of Annual Grant (up to Highest Class X or XII)			**85.85**			**85.85**		
		Total of Composite School Grant					**185.3**			**185.3**		
	Library Grants	**120.0**		**Library Grant (upto Highest Class VIII)**								
			120.01	Upper Primary Schools	47	0.13000	6.11	47	0.13000	6.11	Recommended as proposed, as per norms.
			120.02	Primary Schools	233	0.05000	11.65	233	0.05000	11.65	Recommended as proposed, as per norms.
				Total of Library Grant (upto Highest Class VIII)			**17.76**			**17.76**		
		121.0		**Library Grant (upto Highest Class XII)**								
			121.01	Secondary Schools (Upto Class X)	72	0.15000	10.8	72	0.15000	10.8	Recommended as proposed, as per norms.
			121.02	Senior Secondary School (Upto Class XII)	60	0.20000	12	60	0.20000	12	Recommended as proposed, as per norms.
				Total of Library Grant (upto Highest Class XII)			**22.8**			**22.8**		
		Total of Library Grants					**40.56**			**40.56**		
	Rastriya Aavishkar Abhiyan	**124.**		**Rashtriya Aavishkar Abhiyaan (Elementary)**								

		0	124.0.1	Science Exhibition / Book Fair	47	0.05000	2.35	47	0.02000	0.94	Recommended funds for Science Exhibition/Book Fair for 47 schools @Rs. 2000/school.
			124.0.4	Science Kit	47	0.05151	2.421	47	0.05151	2.42097	Recommended as proposed.
			124.0.5	Excursion Trip for Students within State	20367	0.00500	101.835	20367	0.00300	61.101	"Considered 20367 students @Rs. 300/student for the excursion trip within UT. The UT may utilise the funds for students to explore the regional science centre and museum within the UT in order to enrich the life experience of the students who come from deprives economic and social background."
				Total of Rashtriya Aavishkar Abhiyaan (Elementary)			106.61			64.46	
		125.		**Rashtriya Aaviskaar Abhiyan (Secondary)**							

		0	125.0.1	Science Exhibition / Book Fair	132	0.10000	13.2	132	0.04000	5.28	Considered 132 schools at a financial implication of Rs. 4000/school. The school level science exhibition may be linked to district and State level exhibitions.
			125.0.6	Science Kit	132	0.10200	13.464	132	0.10200	13.464	Recommended as proposed.
			125.0.7	Tinkering Lab	500	0.00500	2.5	500	0.00500	2.5	Recommended as proposed @Rs. 500/student. UT is requested to monitor the students participating in the lab program and the students need to be encouraged to participate in STEM events at State and National Level.
			125.0.81	Exposure Visit with in State	14032	0.00500	70.16	14032	0.00300	42.096	Considered an amount of Rs. 42.096 lakh for 14032 students at a unit cost of Rs. 300/student.
			125.0.113	District Level Science Exhibition	4	1.00000	4	4	0.25000	1	Recommended @Rs. 25000/district for all the four districts of the UT.
			125.0.114	State Level Science Exhibition	1	10.000	10	1	5.00000	5	Considered @Rs. 500000/UT.

						00					
				Total of Rashtriya Aaviskaar Abhiyan (Secondary)			**113.32**			**69.34**	
		Total of Rastriya Aavishkar Abhiyan					**219.93**			**133.8**	
	ICT and Digital Initiatives	**128.0**		**Recurring Components (Digital Hardware & Software upto Highest Class VIII)**							
			128.0.4	Smart Classroom - (Recuring) (Type - II) (Elementary) (Existing)	45	0.38000	17.1	45	0.38000	17.1	Recommended. An amount of Rs. 17.10 lakh is recommended as proposed for 45 functional (existing) elementary schools as per PRABANDH @ unit cost of Rs. 0.38 lakh/school.
				Total of Recurring Components (Digital Hardware & Software upto Highest Class VIII)			**17.1**			**17.1**	
		130.0		Recurring Components (Digital Hardware & **Software upto Highest Class XII)**							

			130.0.3	Smart Classroom (Recurring) (Secondary & Sr. Secondary) (Option - II) (Existing)	69	0.3800	26.22	69	0.38000	26.22	Recommended. An amount of Rs. 26.22 lakh is recommended for 69 functional (existing) secondary/senior secondary schools as proposed, of the total approved 100 schools as per PRABANDH @ unit cost of Rs. 0.38 lakh/school.
				Total of Recurring Components (Digital Hardware & Software upto Highest Class XII)			26.22			26.22	
		Total of ICT and Digital Initiatives					**43.32**			**43.32**	
	Early Childhood Care and Education (ECCE)	**134.0**		**Pre-Primary (Recurring)**							
			134.0.4	TLM for Children	9739	0.00500	48.695	9739	0.00500	48.695	Recommended Teaching Learning Material for 9739 students as per UDISE enrolment

			134.0.16	Support to Pre-Primary (Existing)	297	2.0000	594	297	1.50000	445.5	Recommended for 297 existing pre-primary schools for activity-based learning, community awareness activities, celebration of national days etc @1.5 per pre-primary schools
				Total of Pre-Primary (Recurring)			**642.7**			**494.2**	
		Total of Early Childhood Care and Education (ECCE)					**642.7**			**494.2**	
	Academic support through BRC/URC/CRC	**135.0**		**Provision for BRCs/URCs**							
			135.0.1	Financial Support for 1 Accountant-cum-support staff	8	2.4000	19.2	8	1.80000	14.4	Recommended financial support for 8 Accountant-cum-support staff (only filled positions) as per the norms.
			135.0.2	Financial Support for 1 Data Entry Operator in position	6	2.4000	14.4	6	1.80000	10.8	Recommended financial support for 6 Data Entry Operators (only filled positions) as per the norms
			135.0.3	Financial Support for 1 MIS Coordinator in position	6	4.2000	25.2	6	3.60000	21.6	Recommended financial support for 6 MIS Coordinators (only filled positions) as per the norms.

			135.04	Financial Support for 2 Resource Persons for CWSN	12	3.6000	43.2	12	2.75000	33	Recommended financial support for 12 Resource Persons for CWSN (only filled positions) as per the norms.
			135.05	Financial Support for 6 Resource Persons at BRC	40	4.8300	193.2	40	4.83000	193.2	Recommended financial support for 40 Subject specific Resource Persons (only filled positions) as per the norms.
			135.06	Maintenance Grant	6	0.3000	1.8	6	0.30000	1.8	Recommended as proposed Maintenance Grant for 6 BRCs @ Rs.30000/- per BRC
			135.07	TLE/TLM Grant	6	0.1500	0.9	6	0.15000	0.9	Recommended as proposed TLM Grant for 6 BRCs @ Rs. 15000/- per BRC.
			135.09	Contingency Grant	6	0.3000	1.8	6	0.30000	1.8	Recommended as proposed Contingency Grant for 6 BRCs @ Rs.30000/- per BRC
				Total of Provision for BRCs/URCs			**299.7**			**277.5**	
		13		**Additional grant to BRC / URC**							

		6.0	136.0.1	Additional grant to BRC / URC	6	1.00000	6	6	1.00000	6	Recommended as proposed. Additional grant of Rs. 1.00 lakh per annum per BRC for expanding the support to secondary level. This may include deployment of additional Resource Persons, and recurring expenditure for strengthening the BRC/URC.
				Total of Additional grant to BRC / URC			**6**			**6**	
		137.0		**Provisions for CRCs**							
			137.0.2	Maintenance Grant	34	0.30000	10.2	34	0.15000	5.1	Recommended as proposed Maintenance Grant for 34 CRCs @ Rs.15000/- per CRC
			137.0.3	TLM Grant	34	0.15000	5.1	34	0.10000	3.4	Recommended as appraised TLM Grant for 34 CRCs @ Rs. 10000/- per CRC.
			137.0.5	Contingency Grant	34	0.30000	10.2	34	0.10000	3.4	Recommended as appraised Contingency Grant for 34 CRCs @ Rs.10000/- per CRC.
			137.0.6	Financial Support for CRC Coordinator (one)	34	4.83000	164.22	34	4.83000	164.22	Recommended financial support for 34 Cluster Resource Persons (only filled positions) as per the norms.

				122.7	Mobility Support for CRC(Strengthening of CRC)	34	0.1000	3.4	34	0.01000	0.34	Recommended as proposed, mobility support for 34 CRCs @ Rs 1000 per head, as per the norm
					Total of Provisions for CRCs			193.12			176.46	
		Total of Academic support through BRC/URC/CRC						**498.82**			**459.96**	
	Total for Quality Interventions							**2443.70**			**1966.55**	
Sports & Physical Education	Sports & Physical Education	122.0			**Sports & Physical Education (upto Highest Class XII)**							
				122.0.1	Sports & Physical Education (Secondary)	72	0.2500	18	72	0.25000	18	Recommended as proposed, as per norms.
				122.0.2	Sports & Physical Education (Sr. Secondary)	60	0.2500	15	60	0.25000	15	Recommended as proposed, as per norms.
					Total of Sports & Physical Education (upto Highest Class XII)			**33**			**33**	
		123.0			**Sports & Physical Education (upto Highest Class VIII)**							
				123.0.1	Sports & Physical Education (Primary Schools)	233	0.0500	11.65	233	0.05000	11.65	Recommended as proposed, as per norms.
				123.0.2	Sports & Physical Education (Upper Primary Schools)	47	0.1000	4.7	47	0.10000	4.7	Recommended as proposed, as per norms.

				Total of Sports & Physical Education (upto Highest Class VIII)			**16.35**			**16.35**	
		Total of Sports & Physical Education					**49.35**			**49.35**	
	Total for Sports & Physical Education						**49.35**			**49.35**	
Teacher Education	**Program & Activities including Faculty Development of Teacher Educators**	**144.0**		**Program & Activities including Faculty Development of Teacher Educators**							
			144.0.2	Specific projects for Research activities (DIET)	1	10.00000	10	1	5.00000	5	Recommended @ Rs. 5.00 lakh for DIET. This fund will be utilized for conducting specific research activities such as action researches, dipsticks, etc. State is requested to share with MoE the findings of these studies.
				Total of Program & Activities including **Faculty Development of Teacher Educators**			10			5	
		Total of Program & Activities including Faculty Development of Teacher **Educators**					10			5	
	Financial Support for	**147.**		**Financial Support** for Salary in TEIs							

	Teacher Educators (TEIs)	**0**		**(Academic Posts)**							
			147.01	DIETs	18	6.3693.0	114.651	15	6.36950	95.5425	Recommended for post created and filled after 2012. Central support for salary of Teacher Educators restricted to 60% of the total filled up posts and provided for 15 Academic posts (Lecturer-15) in 1 functional DIET. Note: UT has already restricted the proposal to 60% of the total filled up post for salary of Teacher Educators (Academic Posts)in the 1 functional DIET.
				Total of Financial Support for Salary in TEIs (Academic Posts)			**114.65**			**95.54**	
		Total of Financial Support for Teacher Educators (TEIs)					**114.65**			**95.54**	
	Annual Grant for TEIs	**15**		**Annual Grant for TEIs**							

		2.0	152.0.2	DIETs	1	20.00000	20	1	20.00000	20	Recommended as proposed for 1 functional DIET. This fund will be utilized for day-to-day expenses, hiring of Resource persons/Experts for Teacher Training, purchase of library books/periodicals, development and maintenance of website, small office/library equipment, stationary, office expenses, etc.
				Total of Annual Grant for TEIs			**20**			**20**	
		Total of Annual Grant for TEIs					**20**			**20**	
	Total for Teacher Education						**144.65**			**120.54**	
Gender & Equity	Rani Laxmibai Atma Raksha Prashikshan	**183.0**		Rani Laxmibai Atma Raksha Prashikshan (upto **Highest Class X or XII)**							
			183.0.1	Rani Laxmibai Atma Raksha Prashikshan (Upto Class X or XII)	113	0.1500	16.95	113	0.09000	10.17	Recommended Rs.10.17 lakh for self-defence training of girls in 113 schools @3000 per month unit cost.

				Total of Rani Laxmibai Atma Raksha Prashikshan (upto Highest Class X or XII)			**16.95**			**10.17**	
		184.0		Rani Laxmibai Atma **Raksha Prashikshan (up to Highest Class VIII)**							
			184.1	Rani Laxmibai Atma Raksha Prashikshan (Upto Class VIII)	45	0.1500	6.75	45	0.09000	4.05	Recommended Rs.405000 for self-defence training of girls in 45 schools @3000 per month unit cost for 3 months.
				Total of Rani Laxmibai Atma Raksha Prashikshan (up to Highest Class VIII)			**6.75**			**4.05**	
		Total of Rani Laxmibai Atma Raksha Prashikshan					**23.7**			**14.22**	
	Special Projects for Equity	**185.0**		**Special Projects for Equity - (NR) (Secondary)**							
			185.0.1	Sanitary pad Vending and incinerator machines	49	0.40000	19.6	35	0.30000	10.5	Recommended Rs.10.50 lakh @30000 unit cost for Sanitary pad vending machines and incinerator for 35 schools at secondary level based on UDISE+ data 2021-22.

				Total of Special Projects for Equity - (NR) (Secondary)			**19.6**			**10.5**	
		186.0		**Special Projects for Equity - Recurring (Secondary)**							
			186.0.18	Supplementary materials for Girls students/ Urban Deprived/ Minority/ SC/ST	21754	0.00100	21.754	21754	0.00100	21.754	Recommended Rs. 21.75 lakh for 21754 students @Rs.100 unit cost for Supplementary materials for Girlsstudents/Urban deprived/Minority/ST/ SC under special projetcs for Equity.
			186.0.61	Prevesham Utsav	132	0.02000	2.64	132	0.02000	2.64	Recommended Rs.2.64 lakh for 132 schools @2000-unit cost for Pravesham Utsav under special projects for equity.
				Total of Special Projects for Equity - Recurring **(Secondary)**			24.39			24.39	
		187.		**Special Projects for Equity - (NR) (Elementary)**							

		0	187.01	Sanitary pad Vending and incinerator machines	35	0.40000	14	28	0.30000	8.4	Recommended Rs.8.40 lakh @30000-unit cost for Sanitary pad vending machines and incinerator for 28 schools at elementary level based on UDISE+ data 2021-22.
				Total of Special Projects for Equity - (NR) (Elementary)			**14**			**8.4**	
		188.0		**Special Projects for Equity - Recurring (Elementary)**							
			188.01	Prevesham Utsav	280	0.02000	5.6	280	0.02000	5.6	Recommended Rs.5.6lakh for 280 schools @2000 unit cost for Pravesham Utsav under speacial projects for equity.
			188.03	Beti Bachao Beti Padhao	15	0.10000	1.5	15	0.10000	1.5	Recommended Rs.1.5lakh for 15 schools @10000 unit cost for Beti Bachao Beti Padhao under speacial projects for equity.
			188.037	Enrollment drive	6	0.20000	1.2	6	0.15000	0.9	Recommended Rs. 90000 for 6 schools @Rs15000 unit cost for enrolment drive activity under special projects for equity.

				Total of Special Projects for Equity - Recurring (Elementary)			**8.3**			**8**	
		190.0		**Project- Girls Empowerment (Secondary)**							
			190.0.1	Adolescent Programme for Girls Students	113	0.05000	5.65	113	0.05000	5.65	Recommended Rs5.65 lakh for 113 schools @Rs.5000 unit cost for Adolescent programs for Girls Students.
			190.0.2	Career Guidance Programme for Girls	113	0.05000	5.65	113	0.05000	5.65	Recommended Rs5.65 lakh for 113 schools @Rs.5000 unit cost for Career Guidance program for Girls.
			190.0.4	Beti Bachao Beti Padaho	8	0.20000	1.6	8	0.10000	0.8	Recommended Rs.80000 for 8 schools @Rs.10000 unit cost for Beti Bachao Beti Padhao activity under Girls Empowerment project.
				Total of Project-Girls Empowerment (Secondary)			12.9			12.1	
		Total of Special Projects for Equity					79.19			63.39	
	Total for Gender & Equity						**102.89**			**77.61**	

Inclusive Education	**Provision for Children with Special Needs (CWSN)**	1990.		**Student Oriented Components (Upto Highest Class - VIII) (District Level) (Recurring)**							
			198.02	Sports & Exposure Visit	6	0.50000	3	4	0.75000	3	Recommended for sports activities & observing International Day of Persons with Disabilities (IDPD) with a unit cost of Rs.75000/district.
			198.04	Orientation of Principals, Educational administrators, parents / guardians etc.	100	0.00300	0.3	4	0.07500	0.3	Recommended for one day orientation program for school heads & educational administrators, with a unit cost of Rs.7,500/district.
				Total of Student Oriented Components (Upto Highest Class - VIII) (District Level) (Recurring)			**3.3**			**3.3**	
		1990.0		**Student Oriented Components (Upto Highest Class - VIII) (Block Level) (Recurring)**							

			199.0.4	Assistive Devices,Equipmentand TLM	6	0.40000	2.4	6	0.40000	2.4	Recommended for development of instructional materials with a unit cost of Rs.40,000/BRC.
			199.0.5	Environment Building programme	6	0.10000	0.6	6	0.10000	0.6	Recommended as proposed.
			199.0.6	Helper/Ayas/Attendant	6	1.80000	10.8	6	1.80000	10.8	Recommended for 6 child care attendants (in position).
				Total of Student Oriented Components (Upto Highest Class - VIII) (Block Level) (Recurring)			**13.8**			**13.8**	
		200.0		**Student Oriented Components (Upto Highest Class - VIII) (Student Specific) (Recurring)**							
			200.0.3	Escort Allowance	455	0.02500	11.375	455	0.02500	11.375	Recommended as proposed for 455 escorts for CwSN with a unit cost of Rs.250/month for 10 months.
			200.0.4	Transport Allowance	262	0.02500	6.55	262	0.02500	6.55	Recommended as proposed for 262 CwSN with a unit cost of Rs.250/month for 10 months.

			200.7	Providing Aids & Appliances	50	0.01000	2	50	0.04000	2	Recommended for 50 CwSN with a unit cost of Rs 4000/- (an average unit cost) per CwSN. UT may seek further support through line Departments/organizations.
			200.8	Reader Allowance- For only VI and Low vision	21	0.01000	0.21	11	0.01000	0.11	Recommended for 11 readers for children with visual impairment (as per UDISE+).
				Total of Student Oriented Components (Upto Highest Class - VIII) (Student Specific) (Recurring)			**20.14**			**20.04**	
		201.0		**Stipend for Girls (Upto Highest Class - VIII) (Recurring)**							
			201.0.1	Stipend for Girls	565	0.02000	11.3	555	0.02000	11.1	Recommended for 555 girls with special needs with a unit cost of Rs.200/month for 10 months. The stipend is to be disbursed through DBT.
				Total of Stipend for Girls (Upto Highest Class - VIII) (Recurring)			**11.3**			**11.1**	

		202.0		**Student Oriented Components (Upto Highest Class - XII) (District Level) (Recurring)**							
			202.0.2	Sports & Exposure Visit	6	0.50000	3	4	0.75000	3	Recommended for sports activities & observing IDPD with a unit cost of Rs.75000/district.
				Total of Student Oriented Components (Upto Highest Class - XII) (District Level) (Recurring)			**3**			**3**	
		203.0		**Student Oriented Components (Upto Highest Class - XII) (Block Level) (Recurring)**							
			203.0.4	Assistive Devices,Equipments and TLM	6	0.40000	2.4	6	0.40000	2.4	Recommended for development of instructional materials with a unit cost of Rs.40,000/BRC.
				Total of Student Oriented Components (Upto Highest Class - XII) (Block Level) (Recurring)			**2.4**			**2.4**	

		204.0		Student Oriented Components (Upto Highest Class - XII) **(Student Specific) (Recurring)**							
			204.0.3	Escort Allowance	183	0.0250	4.575	183	0.02500	4.575	Recommended as proposed for 183 escorts for CwSN with a unit cost of Rs.250/month for 10 months.
			204.0.4	Transport Allowance	103	0.0250	2.575	103	0.02500	2.575	Recommended as proposed for 103 CwSN with a unit cost of Rs.250/month for 10 months.
			204.0.7	Providing Aids & Appliances	50	0.0400	2	50	0.04000	2	Recommended for 50 CwSN with a unit cost of Rs 4000/- (an average unit cost) per CwSN. UT may seek further support through line Departments/organizations.
			204.0.8	Reader Allowance- For only VI and Low vision	7	0.0100	0.07	4	0.01000	0.04	Recommended for 4 readers for children with visual impairment as per UDISE+.
				Total of Student Oriented Components (Upto Highest Class - XII) (Student Specific)			**9.22**			**9.19**	

				(Recurring)							
		205.0		**Stipend for Girls (Upto Highest Class - XII) (Recurring)**							
			205.0.1	Stipend for Girls	371	0.02000	7.42	367	0.02000	7.34	Recommended for 367 girls with special needs as per UDISE+ with a unit cost of Rs.200/month for 10 months. The stipend is to be disbursed through DBT.
				Total of Stipend for Girls (Upto Highest Class - XII) (Recurring)			**7.42**			**7.34**	
		206.		Identification & **Assessment (up to Highest Class VIII)**							

		0	207.0.1	Identification and Assessment (Medical Assessment Camps) (Upto Highest Class XII)	6	0.1000 0	0.6	6	0.1000 0	0.6	Rs. 10,000/- per BRC may be considered (as per norms), for annual identification camps for CwSN upto class XII. Camps to be held in convergence with Departments of Health & Social welfare. State to initiate a mapping exercise for out of school CwSN before undertaking the assessment camps.
				Total of Identification & Assessment (Upto Highest Class - XII)			**0.6**			**0.6**	
		208.0		**Capacity Building of Special Educators (up to Highest Class VIII)**							
			208.0.1	In-service Training of Special Educators (Upto Highest Class VIII)	8	0.0150 0	0.12	8	0.0150 0	0.12	Maybe considerd for 5 days capacity building program for 8 special educators (in position), with a unit cost of Rs.300/day/special educator.
				Total of Capacity Building of Special Educators (up to Highest Class VIII)			0.12			0.12	

		200.0		**Capacity Building of Special Educators (up to Highest Class XII)**							
			200.0.1	Capacity Building of Special Educators (Upto Highest Class XII)	12	0.01500	0.18	8	0.01500	0.12	Maybe considerd for 5 days capacity building program for 8 special educators (in position), with a unit cost of Rs.300/day/special educator.
				Total of Capacity Building of Special Educators (up to Highest Class XII)			**0.18**			**0.12**	
		210.0		**Resource Support towards Salary (Upto Highest Class VIII) (Recurring)**							
			210.0.1	Financial Support (Previous Spl. Educators)	4	3.60000	14.4	4	2.30000	9.2	For the year 2022-23 & 2021-22, the PAB approved financial support for 4 special educators (in position) at elementary level, with a unit cost of Rs.2.20 lakh/annum. Financial support may be considered for 4 special educators (in position only), with a unit cost of Rs.2.30 lakh/annum (within

											norms).
				Total of Resource Support towards Salary (Upto Highest Class VIII) (Recurring)			**14.4**			**9.2**	
		213.0		Resource Support **towards Salary (Upto Highest Class XII) (Recurring)**							

			213	Financial Support (Provided Spl	10	3.6 000	36	8	2.8800	23.04	For the year 2022-23 & 2023-24, the PAB approved Financial support for 8 special educators at secondary level, with a unit cost of Rs2.88 lakh/annum. Financial support may be considered for 8 special educators (in position only), with a unit cost of Rs.2.88 lakh/annum (within norms).
				Total of Resource Support towards Salary (Upto Highest Class XII) (Recurring)			**36**			**23.04**	
		Total of Provision for Children with Special Needs (CWSN)					**122.48**			**103.84**	
	Total for Inclusive Education						**122.48**			**103.85**	
Vocational Education	**Introduction of Vocational Education at Secondary and higher Secondary**	**214.0**		**Introduction of VE in schools - NR**							
			214.0.1	Tools, Equipment & Furniture (New)	18	2.5000 0	45	14	2.5000 0	35	Recommended to introduce Vocational Education from class 9 in 14 new schools with single sector.

				Total of Introduction of VE in schools - NR			**45**			**35**	
		215.0		**Recurring Support VE - New**							
			215.0.1	Financial Support for Vocational Teacher/ Trainer (New)	18	0.60000	10.8	14	0.60000	8.4	Recommended notional support for 14 trainers to be recruited
			215.0.2	Financial Support for Resource Persons (New)	18	0.56650	10.197	14	0.31300	4.382	Recommended as per norms for 14 schools with single sector class 9th for guest lectures
			215.0.3	Raw material Grant for new school per course (New)	18	0.89344	16.082	14	0.56300	7.882	Recommended as per norms for 14 schools with single sector class 9th for Raw material.
			215.0.4	Cost of providing Hands on Skill Training to Students (New)	18	0.47667	8.58	14	0.30000	4.2	Recommended as per norms for 14 schools with single sector class 9th for hands on skill training.
			215.0.6	Office Expenses / Contingencies for New School (New)	18	0.79444	14.3	14	0.25000	3.5	Recommended as per norms for 14 schools with single sector class 9th for Office Expenses / Contingencies
			215.0.7	Induction training of Teachers VE [illegible]	[illegible]	[illegible]	[illegible]	[illegible]	[illegible]	[illegible]	[illegible]

			Total of Recurring Support VE - New			60.86			29.06	
		17.0	Recurring Support VE - Existing							
			217.0.1 Financial Support for Vocational Teacher/ Trainer (Existing)	37	2.4000	88.8	37	2.4000	88.8	Recommended for support of 37 trainers.
			217.0.2 Financial Support for Resource Persons (Existing)	22	0.5664 5	12.462	22	0.5664 5	12.4619	Recommended for 22 schools for guest lectures
			217.0.3 Raw material grant for new school per course (Existing)	22	0.8934 5	19.656	22	0.8934 5	19.6559	Recommended for raw materials in 22 schools.
			217.0.4 Cost of providing Hands Training Students (Existing)	22	0.4767 3	10.488	22	0.4767 0	10.4874	Recommended for hands on skill training, internship, on job training in 22 schools
			217.0.5 Assessment and Certification Cost (Existing)	2040	0.0060 0	12.24	1359	0.0060 0	8.154	Recommended Assessment and Certification Cost for 1359 (as per UDISE) students of class 10th and 12th
			217.0.6 Office Expenses / Contingencies for School (Existing)	22	0.7944 5	17.478	22	0.7944 5	17.4779	Recommended for publicity , awareness and other office expenses in 22 schools
			217.0.8 In-service Training of VE - Teachers (5 - Days) - (Existing)	37	0.0250 0	0.925	37	0.0250 0	0.925	Recommended 5 days in-service training of 37 trainers
			Total of Recurring Support VE - Existing			**162.05**			**157.96**	

		Total of Introduction of Vocational Education at Secondary and higher Secondary					**267.91**			**222.03**	
	Total for Vocational Education						**267.91**			**222.03**	
Monitoring of the Scheme	**Monitoring Information System (MIS)**	**219.0**		**Monitoring of the Scheme**							
			219.0.2	Child Tracking System	255546	0.0005	12.777	121566	0.00003	3.64698	Recommended @Rs.3.00 per child for Child tracking as per Samagra Siksha norm.
				Management Information System (Udise +)	255546	0.0003	7.667	121566	0.00002	2.43132	Recommended @Rs.2.00 per child for UDISE+ as per Samagra Siksha norm.
				Total of Monitoring of the Scheme			**20.44**			**6.08**	
		219.2		**Vidhya Samiksha Kendra (Recurring) (EE/SE/TE)**							
			219.2.14	Vidya Samiksha Kendra (Recurring)	1	50.00000	50	1	30.00000	30	Recommended. The UT of Puducherry has informed vide letter from SPD dated 25th Feb 2023 to Director (SCERT) that the work for set-up of Vidhya Samiksha Kendra has been initiated and will follow-up with NCERT also necessary for the software and thereon

											proposed for the activities including deploying manpower and upgrading the application development and internet connectivity. The letter from JD (CIET) to SPD dated 27th Feb 2023 confirms that the UT proposed to onboard VSK and CIET shall assist the UT for all technical support in line with EdCIL. Hence the recurring grant is considered as per norms.
				Total of Vidhya Samiksha Kendra (Recurring) (EE/SE/TE)			**50**			**30**	
		Total of Monitoring Information System (MIS)					**70.44**			**36.08**	
	Total for Monitoring of the Scheme						**70.44**			**36.08**	
Program Management	**Program Management**	**2210**		**Program Management (MMER - E.E / S.E. / T.E.)**							

			221.0.1	Program Management (MMMER - E.E / S.E. / T.E.)	1	167.63000	167.63	1	156.92000	156.92	5% of 3138.43 lakh
				Total of Program Management (MMER - E.E / S.E. / T.E.)			**167.63**			**156.92**	
		Total of Program Management					**167.63**			**156.92**	
	Total for Program Management						**167.63**			**156.92**	
Total							**3911.35**			**3275.23**	
Innovation Budget to Be Recommended (5%):		163.76 (Rs.in lakh)			Recommended Under Project Innovation			163.42 (Rs.in lakh)			Percentage:4.99 %
Generated as on Monday, March 06, 2023											

Scheme Name	Final Approval		
	Non-recuring	Recuring	Total
Elementary Education	39.6	2382.32	2421.92
Secondary Education	45.5	687.27	732.77
Teacher Education	0	120.54	120.54
Total	85.1	3190.13	3275.23

Teacher Education	Proposal		Final Approval	
Major Components	Non-recuring	Recuring	Non-recuring	Recuring

BITEs	0.00	0.00	**0.00**	0	0	**0**
CTEs		0.00	0.00	0	0	0
DIETs	6.40	144.65	**151.05**	0	120.54	**120.54**
IASEs		0.00	**0.00**	0	0	**0**
SCERT	0.00	2.25	2.25	0	0	0
[illegible]	[illegible]	[illegible]	[illegible]	0	[illegible]	[illegible]

Final Approval	
Major Component	Total
RTE Entitlements	**542.3**
Quality Interventions	1966.55
Teacher Education	**120.54**
Gender & Equity	**77.61**
Inclusive Education	103.84
Vocational Education	222.03
Sports & Physical Education	**49.35**
Monitoring of the Scheme	**36.08**
Program Management	**156.92**
Total	**3275.23**

Annexure

(i) List of Schools for ECCE Resource Centre

Sr. No.	UDISE CODE	NAME OF THE SCHOOL
1.	34020101605	GPS-PETICHETPET
2.	34020113814	GPS-AYYANKUTTIPALAYAM
3.	34020200101	GPS-ABISHEGAPAKKAM
4.	34020201301	GPS EMBALAM
5.	34020203201	M.R. SUBURAYAN GPS MADUKKARAI
6.	34020305002	GPS-T.V.KOIL

(ii) ICT Facility to BRCs

List of BRCs for ICT Facility (NR) (Elementary)

Sl. No.	Name of the District	Name of the BRC	UDISECODE
2	[illegible]	BRC-[illegible]	34[illegible]
3	Karaikal	BRC-Karaikal	3[illegible]

(iii) List of recommended elementary schools for sanitary pad vending & incinerator machines for 2023-24

S. NO.	DISTRICT NAME	SCHOOL NAME	UDISE CODE
[illegible]	[illegible]	GMS-[illegible] PALAYAM	3402010060[illegible]
[illegible]	[illegible]	MAHATMA GANDHI GMS-NELLITHOPE	34020100609
[illegible]	PONDICHERRY	GMS-LAWSPET	3402010150[illegible]
4	PONDICHERRY	GGMS-DELARSHPET	34020102508
5	PONDICHERRY	NVGMS-PILLAICHAVADY	34020107301
6	PONDICHERRY	GGMS -MUTHIRAPALAYAM	34020113822
7	PONDICHERRY	GMS-OK PALAYAM	34020114608
8	PONDICHERRY	N.J GGMS-VEERAMPATTINAM	34020200716
9	PONDICHERRY	GMS- KARIAMANIKKAM	34020202101
10	PONDICHERRY	GMS-MOLAPAKKAM	34020202104
11	PONDICHERRY	GMS-SORIANKUPPAM	34020203103
12	PONDICHERRY	GMS-MANAPET	34020203501
13	PONDICHERRY	GMS PANAYADIKUPPAM	34020204901
14	PONDICHERRY	GMS POORANANKUPPAM	34020205402
15	PONDICHERRY	GMS-NALLAVADU	34020206606
16	PONDICHERRY	GMS-KEEZHUR	34020301701

17	PONDICHERRY	GMS-MANALIPET	34020302601
18	PONDICHERRY	GMS-MANNADIPET	34020302902
19	PONDICHERRY	GGMS-VILLIANUR	34020306210
20	PONDICHERRY	GMS-KEEZAGRAGARAM	34020306402
21	MAHE	GMS, MAHE	34030100117
22	MAHE	GMS-AVAROTH	34030101508
23	KARAIKAL	GMS - SURAKUDY	34040607001
24	KARAIKAL	GMS - NALLAMBAL	34040607503
25	KARAIKAL	GMS - SELLUR	34040608401
26	KARAIKAL	GMS - VADAMATTAM	34040609602
27	KARAIKAL	GMS - NEIVATCHERRY	34040609902
28	KARAIKAL	GMS - SENIAR STREET, T.R.PATTINAM	34040612409

(iv) List of recommended secondary schools for sanitary pad vending & incinerator machines for 2022-23

S. NO.	DISTRICT NAME	SCHOOL NAME	UDISE CODE
1	YANAM	RAJIV GANDHI GOVT. ENG. MED. HIGH SCHOOL - YANAM	34010100215
2	YANAM	SRI TANGUTURI PRAKASAM PANTULU GOVT. JR COLLEGE - YANAM	34010100216
3	PONDICHERRY	GHSS-ALANKUPPAM	34020100802
4	PONDICHERRY	[illegible]	[illegible]
5	PONDICHERRY	S.R.SUBRAMANIAN GHS-SARAM	[illegible]
6	PONDICHERRY	THILLAIYADI VALLIAMMAI GHSS(G)-KARAIKAL	[illegible]
8	PONDICHERRY	[illegible]	[illegible]
9	PONDICHERRY	SERKIZHAR GHS, THATTANCHAVADY(GN)	[illegible]
10	PONDICHERRY	GHS-GANDHI NAGAR	[illegible]
11	PONDICHERRY	[illegible]	[illegible]
12	PONDICHERRY	[illegible]	[illegible]

		STREET(BUSSY ST.)	34020112867
14	PONDICHERRY	PENSIONNAT DE JEUNES FILLES, DUMAS STREET	34020112871
15	PONDICHERRY	IAGHSS-MUTHIRARPALAYAM	34020113806
20	PONDICHERRY	GHS-KURUVINATHAM	34020203102
21	PONDICHERRY	GHSS- ARIYUR	34020300502
22	PONDICHERRY	GHS-SANDHAI PUDUKUPPAM	34020304101
24	PONDICHERRY	GHS-URUVAIYAR	34020305701
25	PONDICHERRY	GHS-MADAGADIPET - PALAYAM	34020306604
29	KARAIKAL	Rm A.S.PACKIRISAMY PILLAI GHS - KARAIKALMEDU	34040607705
31	KARAIKAL	HUSSAINIA GHS - NERAVY	34040610804
32	KARAIKAL	KARMAVEERAR KAMARAJAR GHS - KURUMBAGARAM	34040612001
33	KARAIKAL	GHSS - T.R.PATTINAM	34040612401
34	KARAIKAL	GHS - KOTHUKULAM	34040612614
35	KARAIKAL	GHS - AKKARAIVATTAM	34040612619

(v) List of schools approved for introduction of VE from Class 9th in 2023 – 24

S. No.	UDISE Code	District Name	Block Name	School Name	Sector/Job Role/ QP Code
1	34020102505	PONDICHERRY	BRC-1	THILLAIYADI VALLIAMMAI GHS-KADIRKAMAM	IT/ITes; Domestic Data Entry Operator; SSC/Q2212
2	34020112883	PONDICHERRY	BRC-1	ANNAI SIVAGAMI GGHSS-MUDALIARPET	
3	34020200102	PONDICHERRY	BRC-2	CHEDDILAL GHS-ABISHEGAPAKKAM	
4	34020101606	PONDICHERRY	BRC-1	PANDIT DURAISAMY GHS-PETICHETPET	
5	34040612401	KARAIKAL	KARAIKAL	GHSS - T.R.PATTINAM	
6	34030100401	MAHE	MAHE	KASTHURBA GANDHI GHS-PALLOOR	
7	34020112827	PONDICHERRY	BRC-1	SAVARAYALUNAYAGAR GGHS-PUDUCHERRY	
8	34020101503	PONDICHERRY	BRC-1	CHEVALIER SELLANE GHSS-KALAPET	
9	34020112302	PONDICHERRY	BRC-1	SEKKIZHAR GHS, THATTANCHAVADY(SN)	
10	34020306217	PONDICHERRY	BRC-3	[illegible]	
11	[illegible]	[illegible]	[illegible]	[illegible]	
12	[illegible]	[illegible]	[illegible]	[illegible]	
13	[illegible]	KARAIKAL	[illegible]	[illegible]	
14	34020306001	PONDICHERRY	BRC-3	GHS-VADHANUR	

****