



सत्यमेव जयते



Guidelines for activities to be conducted under “**Ek Bharat Shreshtha Bharat**” in schools



सत्यमेव जयते

Department of School Education and Literacy
Ministry of Human Resource Development
Government of India

For more details, go to <http://ekbharat.gov.in>



सत्यमेव जयते



*Guidelines for activities to be conducted under “**Ek Bharat Shreshtha Bharat**” in schools*

1. Introduction:

India is a unique nation, whose fabric has been woven by diverse linguistic, cultural and religious threads, held together into a composite national identity by a rich history of cultural evolution, coupled with a rousing freedom struggle that was built around the tenets of non-violence and justice. The spirit of mutual understanding amidst a shared history has enabled a special unity in diversity, which stands out as a tall flame of nationhood that needs to be nourished and cherished into the future.

Time and technology have narrowed down distances in terms of connectivity and communication. In an era that facilitates mobility and outreach, it is important to establish cultural exchanges between people of different regions, as a means to further human bonding and a common approach to nation-building. Mutual understanding and trust are the foundations of India's strength and all citizens should feel culturally integrated into all corners of India.

The idea of a sustained and structured cultural connect between denizens of different regions was mooted by Prime Minister Shri Narendra Modi during the Rashtriya Ekta Divas held on 31st October 2015, to commemorate the birth anniversary of Sardar Vallabhbhai Patel. Hon'ble Prime Minister propounded that cultural diversity is a joy that ought to be celebrated through mutual interaction & reciprocity between people of different States and UTs so that a common spirit of understanding resonates throughout the country. Every State and UT in the country would be paired with another State/UT for a year, during which they would carry out a structured engagement with one another in the spheres of language, literature, cuisine, festivals, cultural events, tourism etc. cultural adoption of the partner State/UT would be followed by all States and UTs.



सत्यमेव जयते



All the States/UTs in India have been paired for an entire year. The paired States/UTs would sign MoUs with each other, delineating a set of activities that they would carry out through the year. An activity calendar for each pair would be prepared through mutual consultation, paving the way for a year-long process of mutual engagement. Such interaction between different segments of the population of each pair of States /UTs at the cultural level, would generate a spirit of understanding and appreciation amongst the people and forge mutual bonding, thus securing an enriched value system of unity in the nation.

2. Objectives:

The broad objectives of the **Ek Bharat Shreshtha Bharat** (EBSB) initiative are as follows:

- i. **To CELEBRATE** the Unity in Diversity of our Nation and to maintain and strengthen the fabric of traditionally existing emotional bonds between the people of our Country
- ii. **To PROMOTE** the spirit of national integration through a deep and structured engagement between all Indian States and Union Territories through a year-long planned engagement between States
- iii. **To SHOWCASE** the rich heritage and culture, customs and traditions of either State for enabling people to understand and appreciate the diversity that is India, thus fostering a sense of common identity
- iv. **To ESTABLISH** long-term engagements and
- v. **To CREATE** an environment which promotes learning between States by sharing best practices and experiences.



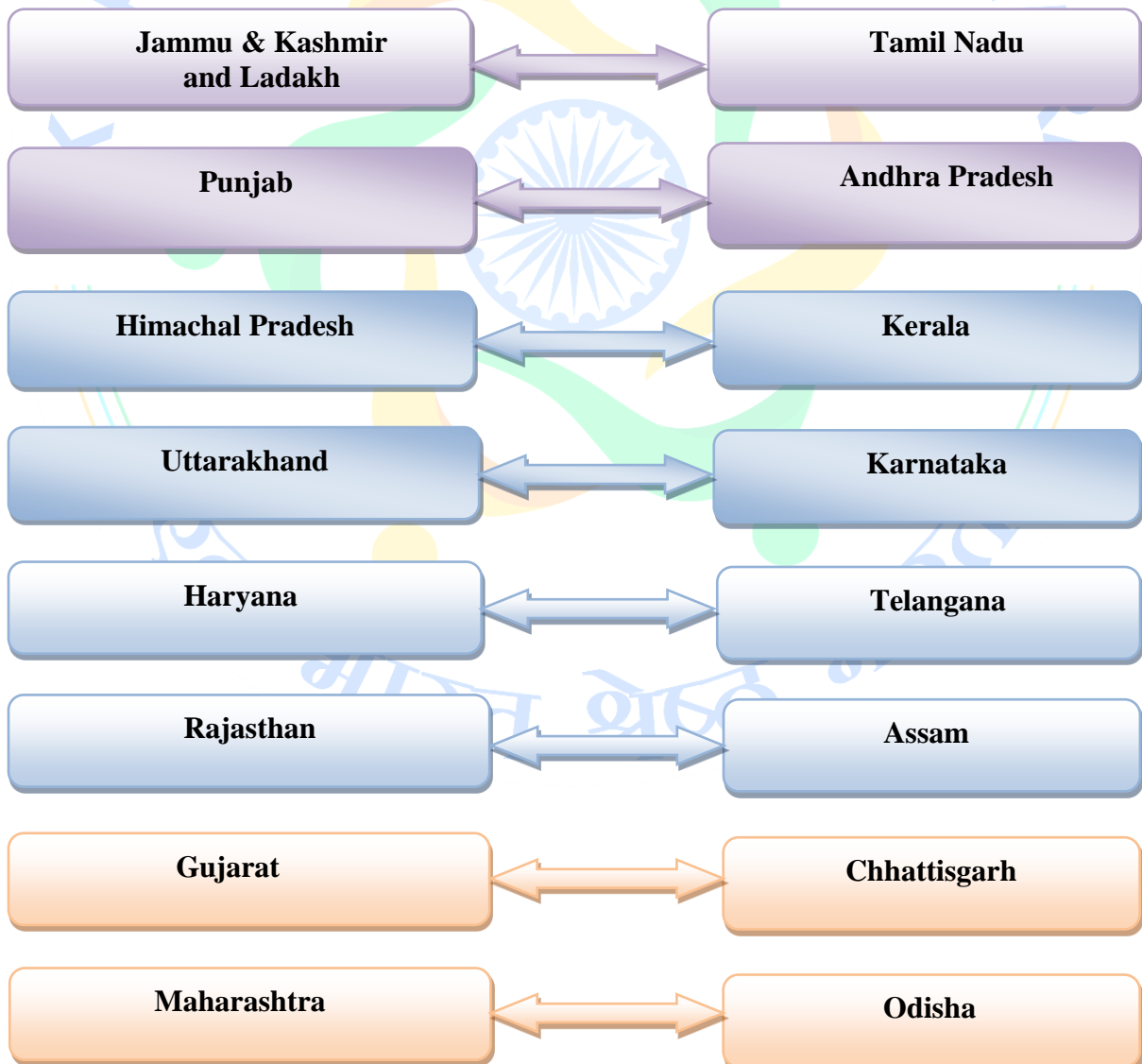
Key Themes:

- To celebrate the idea of India as a nation wherein different cultural units across varied geographies coalesce and interact with each other; this glorious manifestation of diverse cuisine, music, dance, theatre, movies & films, handicrafts, sports, literature, festivals, painting, sculpture etc. will enable people to imbibe the innate chord of binding and brotherhood.
- To make our people aware of the seamless integral hull of the Modern Indian State spread across a vast landmass on whose firm foundations, the geo-political strength of the country is ensured to benefit one and all.
- To impress upon people at large about the increasing inter-connectedness between the constituents of various cultures and traditions, which is so vital for the spirit of nation-building.
- To induce a sense of responsibility and ownership for the nation as a whole through these close cross-cultural interactions as it intends to build up the inter-dependence matrix unequivocally.



3. Partnering States:

The canvas of **Ek Bharat Shreshtha Bharat** (EBSB) encompasses all the States and Union Territories of India. The following pairing pattern will continue this year as well as upto June 2020:



For more details, go to <http://ekbharat.gov.in>





सत्यमेव जयते



4. Suggested EBSB activities in schools:

The Department of School Education and Literacy is also taking initiative by organizing “**Ek Bharat Shreshtha Bharat (EBSB)**” programme in all schools. An illustrative list of suggested activities has been drawn up by the Department for carrying out in all schools. The schools are to organize these activities as per the calendar shared by the department or in coordination with partner States/UTs, keeping in view the academic calendar. The schools are required to maintain a report on activities conducted under “**Ek Bharat Shreshtha Bharat**” in the form of a quarterly and annual School Report. These reports along with at least two photos and 1 short video of each activity shall be sent to the concerned state and UT. The states and UTs are required to submit a consolidated Quarterly Report starting from November 2019 and Annual Report upto June 2020 with filtered photos and videos to Department of School Education and Literacy by following the process as indicated at **Annexure-A**. The State/UT will also share this Annual Report with their partnering State/UT. The Report format for the state is attached at **Annexure-B**.

Calendar and list of Activities for Schools under **Ek Bharat Shreshtha Bharat (EBSB)**:

S. N.	Description of Activity	Month/Day/ Location	Organising Authority	Learning Outcome
1.	Exposure of students to the alphabets, songs, proverb and 100 sentences in the languages of the partnering State/UT.	Academic Year/Every Week / school premises	Schools	It will develop the linguistic capacity of the students.
2.	Inclusion of a few pages in the course books of schools in the language of the partnering State/UT.	Academic Year	States/UTs (SCERTs)	The students will be able to learn the language and various facts about partnering State/UT.
3.	Essay Competition among students in the language of the partnering State/UT	Academic Year	School	It will develop multi-linguistic skills in students.



सत्यमेव जयते



4.	Optional classes in schools, where feasible, for learning the language of the partnering State.	Academic Year/Every Week / school premises	School	The students will be able to learn the language of partnering State/UT.
5.	Drama on culture, history, the tradition of partnering State/UT.	Academic Year/school premises	School	The students will be able to learn the culture of the partnering State/UT.
6.	Identification/translation and dissemination of similar proverbs in the language of partnering State/UT.	Academic Year	States/UTs	The students will be able to learn the language and culture of the partnering state/UT.
7.	“Themed Display Board/Wall magazine” on the partnering state. (Historical Monuments, Dressing Style, painting, handicrafts, alphabet and basic sentences of the partnering State/UTs).	Round the Year/ school premises	Schools	The pictorial representation will help them in learning and understanding about partnering States/UTs.
8.	Pledge on Swachhta/Single-use plastic/water saving/ National Unity in the language of partnering states/UTs	At least two times every month/ Schools’ premises during morning assembly.	Schools	The students will have exposure to partnering state language. Enhance social responsibility among students.
9.	Talking Hour, News on the partnering States/UTs.	Two days every month/ Morning Assembly.	Schools	The students will be acquainted with the latest news and important day to day events in



सत्यमेव जयते



				partner state/UT. The students will also know about the partnering States/UTs in detail.
10.	“Questions/Answer session” on partnering States/UTs. (Know Your Partner States/UTs)	Once in a month/ Morning Assembly.	Schools	It will help students to remember the important facts about partnering States/UTs.
11.	“State Day Celebration” of partner State/UT	On State Day/ School Premises	Schools	It will develop a sense of unity among the students of both the States/UTs.
12.	Cultural competition (Folk Songs/Dance, arts & painting, Music any other cultural activity of the partnering States/UTs.)	January to March/ School Premises & District Head Quarter	Schools/ Districts	The students will get the chance to learn about the cultural activities of partnering States/UTs and showcase their talent. It will foster community familiarization.
13.	“Literary Fest” (Quiz competition, Poetry, recitation, Extempore, Speech, Debate, Translation of popular regional script of partnering States/UTs).	School Premises	Schools	It will develop linguistic and creative abilities in students.
14.	Ek Bharat Shreshtha Bharat Utsav (Unity Pledge, project on the culture, customs, dress, agriculture, climate and topography, Video	31 October 2020 (National Unity Day)/ School Premises	Schools	It will provide a common platform to students for sharing their overall experience/best


For more details, go to <http://ekbharat.gov.in>



सत्यमेव जयते



	Conferencing with students of partnering States/UTs.)			practices of Ek Bharat Shreshtha Bharat.
15.	“State-Project Notebook” on partnering state/UT by each student.	November to December/ Class Teacher	Schools	It will help children in maintaining a record of their participation in activities Under Ek Bharat Shreshtha Bharat.
16.	“ Ek Bharat Shreshtha Bharat ” school Report	Monthly/Annual School administration	Schools	





सत्यमेव जयते



5. Details of Suggested Activities:

1. **Exposure of students to the alphabets, songs, proverb and 100 sentences in the languages of the partnering State/UT:** The schools shall give exposure of students to the alphabet, songs, proverb and 100 sentences in the languages of the partnering State/UT.
2. **The states and UTs shall include a few pages in the course books** of schools in the language of the partnering State/UT.
3. **Essay Competition among students in the language of the partnering State/UT:** The schools shall organise essay competition in the language of the partnering state/UT in which the students will participate.
4. **Optional language classes in schools:** Optional language classes, where feasible, for learning the language of the partnering State shall be organised in the schools. A Proficiency Certificate may be given to such students and Appreciation Certificate to the teachers who taught the partner state language.
5. **Drama on culture,** history, the tradition of partnering State/UT in the schools.
6. **Identification/translation and dissemination of similar proverbs in the language of partnering State/UT:** The concerned department of States and UTs shall identify, translate and disseminate the proverbs having similar meaning in the languages of the two States/UTs for interchangeable use.
7. **“Themed Display Board/Wall Magazine”** on the partnering States/UTs. (Historical Monuments, Dressing Style, painting, handicrafts, alphabet and basic sentences of the partnering State/UTs). The students will be asked to contribute in making wall magazine and themed display board by putting their ideas/thoughts on the themes mentioned above.



सत्यमेव जयते



8. **Pledge taking by the students:** The students shall take a pledge on Swachhta/Single-use plastic/water saving/ National Unity in partnering states language on the day reserved for this activity. The pledge shall be written by the teacher/s assigned with the duties and responsibility for carrying out the **Ek Bharat Shreshtha Bharat** activities in the school. The pledge on the given themes shall be written first in their own States/UTs official language then shall be translated in their partner States/UTs language.
9. **Talking Hour, News on the partnering States/UTs:** The schools shall arrange their morning assembly in the way that would have talking hour or news time in which the teacher or student will give a brief talk on the current events of the partnering states, national icons, social reformers or famous personality hailing from partnering state or any other theme significant to the partnering state.
10. **Know Your Partner State-** “Questions/Answer session” on partnering States/UTs. The schools shall organize questions/answer sessions in a way which would ensure the maximum participation of the students. This session would be organized at the end of the month. One teacher during the morning assembly can ask all the students some questions related to the partnering State/UT and the students would answer these questions. Some of the examples are:
- I. What is the literal meaning of the name of partnering State/UT?
 - II. What are the languages spoken in partnering state?
 - III. What is the capital of the partnering state?
 - IV. What is the population of the partnering state?
 - V. What are the major rivers which flow in the partnering state?
 - VI. What are the festivals celebrated in partnering state?
 - VII. What are the important places in the state? (National parks, Heritage or historical sites etc.)
 - VIII. What is the state animal/bird?
11. **State Day Celebration:** The “State day” of partnering State/UT shall be celebrated in the schools, in which group dance, group singing, speech on partnering state, etc. shall be performed by the students.



सत्यमेव जयते



12. **Cultural competition** (Folk Songs/Dance, arts & painting, Music any other cultural activity of the partnering States/UTs.) The school shall organize cultural competition once in the year in which the students shall perform on the above-mentioned cultural activities of the partnering state. This could be clubbed with the function of 15th August, Independence Day or 26th January, Republic Day but separate activities have to be designed.
13. **“Literary Fest”** (Quiz competition, Poetry, Extempore, Speech, Debate, and translation of popular regional script): The schools shall organize at least one literary fest annually at the school level. The students will take part in various competition like Quiz competition (Who is Who in partnering state?), Poetry, Extempore, Speech, Debate, Translation of popular regional script, Drawing competition (on the geography of the partnering states by drawing the map of partnering states highlighting geographical boundaries and show on it the historical place, rivers, mountain, forest, lakes, fauna and flora). All these activities/competitions shall be bi-lingual. (Bi-lingual- State’s/UT’s own language and partnering State’s/UT’s language.) One lady teacher or one differently-abled teacher from the school along with the Principal may be the jury for this event.
14. **“State-Project Notebook”**: Each student shall maintain a State Project Notebook on the partnering state on important facts, basic knowledge, self-introduction, historical place, indigenous games of the states and other important and interesting information about the state. Students will be evaluated on the basis of the Notebook they have prepared. The top three excellent performers of each partnering State will be given the title “Champion of Ek Bharat Shreshtha Bharat” along with a certificate and one trophy. Other worthy performances will be awarded badges/wrist bands/armbands.
15. **Prepare “Ek Bharat Shreshtha Bharat” School Report** on chart paper and paste it on the notice board of the school. This would include all the activities/events organised in school. The Annual Report/Magazine of the school/Department should also contain a section on EBSB.



सत्यमेव जयते



6. Incentives/awards/recognition:

Certification of Participation and Winners Badges are to be provided for each activity undertaken at School and District level by School and District Administration respectively under “**Ek Bharat Shreshtha Bharat**” to participants and winners. Winners/participants will be given certificates/badges/wrist bands/armbands/titles with stars in innovative/creative ways for example “*Madhubani Kai Kalakar*”, “*Kalam kai Sipahi*” “*Ambassador of Unity*”, “*Sangeet kai Ustaad*” etc.

7. Suggestive model for conducting an event:

Pre Event

Post Event

Event

The above method will be used in conducting activities/events under **Ek Bharat Shreshtha Bharat**. Here, pre-event is preparation and information sharing of the event to all stakeholders. Event means conducting the event/activity on the day fixed for the same. Post-event means reports, short videos making of the programme and uploading these reports, videos along with the photos on the portal of the department of school education and literacy.

8. Reporting and Monitoring:

The schools will be required to prepare a quarterly report on activities conducted under “**Ek Bharat Shreshtha Bharat**” named as “*Ek Bharat Shreshtha Bharat school report*”. These reports along with at least two photos and one short video of each activity shall be sent to the concerned State Nodal Officer. States and UTs will be required to submit a consolidated quarterly report as well as one annual report with filtered photos and videos to the Department of School Education and Literacy by following the process as indicated at **Annexure-A**. The report format for the state is attached at **Annexure-B**.



सत्यमेव जयते



Annexure-A

How to upload photos/videos of “**Ek Bharat Shreshtha Bharat**” (EBSB) activities on States/UTs google drive?

1. Create a Gmail id
2. Open the Gmail Account
3. Go to the google drive
4. Create the folder of EBSB with the name of States/UTs
For example, EBSB Uttar Pradesh
5. Create the subfolder of all the districts
6. Upload the photos/short videos (maximum 8 minutes)
7. Follow these steps while uploading any documents;
 - I. Write event/activity
 - II. School
 - III. District
 - IV. State
 - V. The month when the activity was conducted
 - VI. Venue
 - VII. State-Pair
 - VIII. Brief about event
8. Share the link with the Department of School Education & Literacy at ***ekbharatschools.gov@gmail.com***
9. Nodal officers for Ek Bharat Shreshtha Bharat from the States and UTs need to send the consolidated quarterly report from November 2019 as well as annual report upto June 2020 of all the districts at ***ekbharatschools.gov@gmail.com***


For more details, go to <http://ekbharat.gov.in>

Instructions for uploading Photos & Videos on Google Drive:

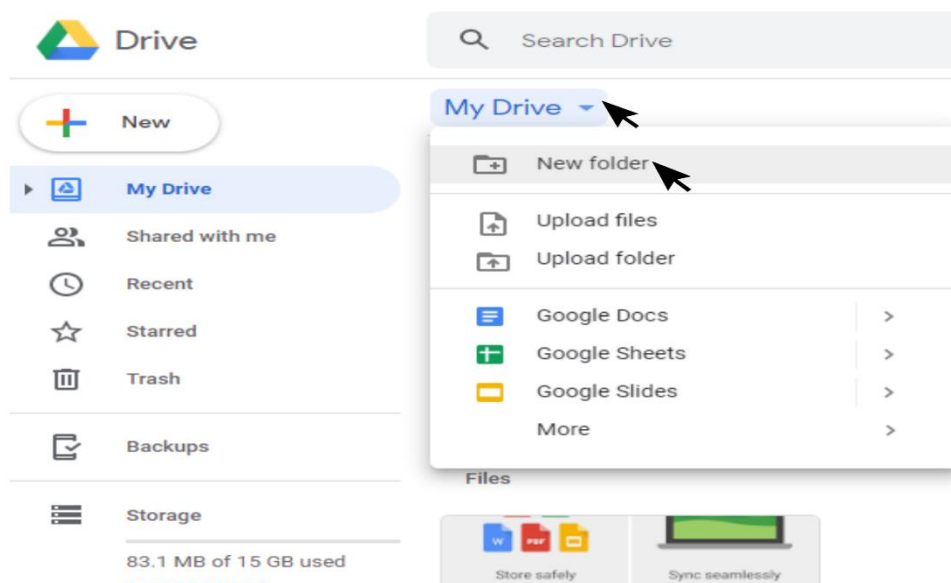
Step-1: “Open” your Gmail Account on your mobile phone/PC.

Step-2: “Click” on the “Nine Dotted Icon” (Google Apps) in the above right corner of Gmail Account.

Step-3: “Click on Google Drive”




Step-4: “Click” on “My Drive” and create a “New Folder”

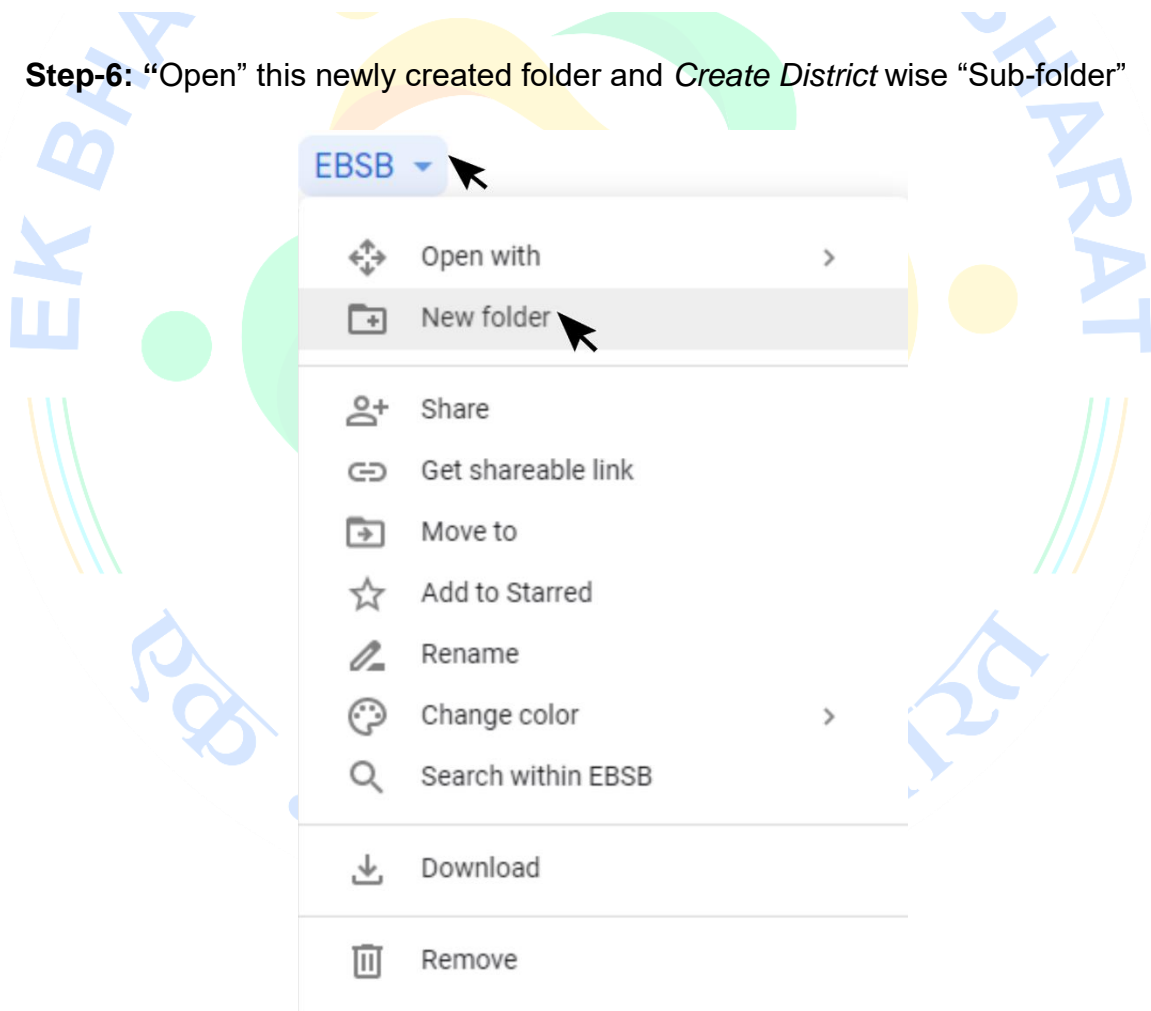




Step-5: Create a “New folder” and title it as EBSB, FIT INDIA, Constitution, Gandhi 150th etc.

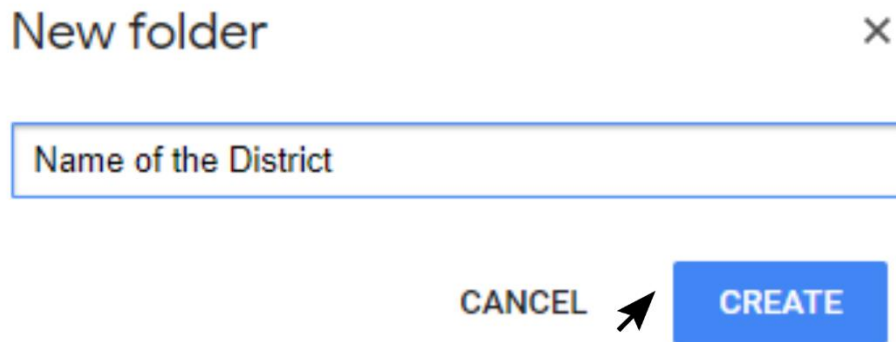


Step-6: “Open” this newly created folder and *Create District wise “Sub-folder”*

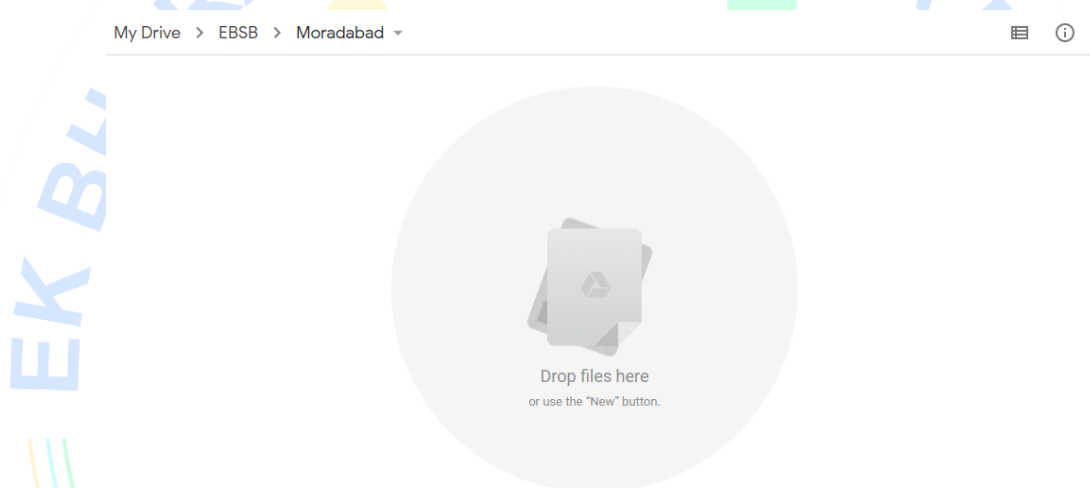


For more details, go to <http://ekbharat.gov.in>

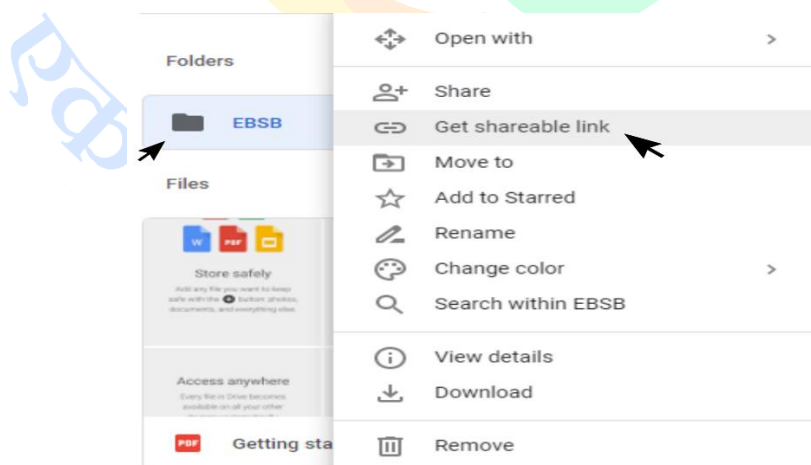
Step-6: Create a “New folder” and title it as the name of your state/UT’s districts.



Step-7: “Upload photos/videos” in the folder of each district.



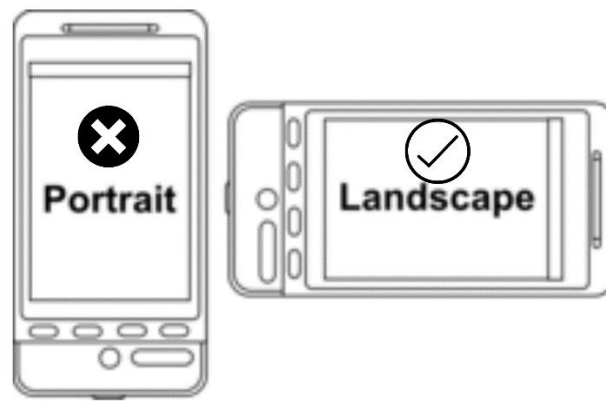
Step-8: Get a sharable link of the folder. To get the link; press right thumb of your mouse on the folder, it will pop-up as shown in the picture



Step-9: Share the link to the Department of School Education & Literacy, MHRD

Instructions for Photos and Videos: The states and UTs are requested to encourage schools to take care following points while taking pictures and recording videos;

1. The pictures/videos can be taken/recorded with the help of digital camera/smartphone.
2. Size of the image must be greater than 1 MB. It should be in JPEG format.
3. Size of the video must be greater than 10 MB and it should be recorded for a minimum of 5 minutes.
4. The photos/videos must be taken in landscape mode (16x9 Aspect ratio).



5. The schools are encouraged to take photos and record videos from that angle, which takes schools name inside the photos and videos. e.g.



6. The focus in the photo/videos should be more on the students and capture the activity.



7. The schools are requested not to write the school name and other details on photos itself by editing it.

8. Name of the Activity, school, district and state must be captioned on photos and videos as shown in the picture given;



9. Photos marked with sign/location/name of the person are **not** preferable. Like;



10. Schools are requested to send the pictures and videos to their respective state/UT. Only the nodal officer of state/UT appointed for the particular program e.g. Ek Bharat Sheshtha Bharat, Fit India, 150th Anniversary celebration of Mahatma Gandhi etc. will send all the photos/videos to the Department of School Education & Literacy, MHRD.

11. Schools must ensure the maximum participation of students while recording the videos.

12. The nodal officers at the state or UT level are requested not to forward blurred photos to the Department of school education and literacy, MHRD.

Instructions regarding action taken report:

1. The schools will send the monthly action taken report to their respective state and UT.

2. The nodal officer of States and UTs will send these reports to the MHRD in a collective format at the specific email id of MHRD for each programme as indicated in the department letter as F.NO. 1-7/2019 IS-5 dated on 23/12/2019.

For more details, go to <http://ekbharat.gov.in>



सत्यमेव जयते



Annexure-B

Activities conducted in the states and UTs under Ek Bharat Shreshtha Bharat

Name of the State/UT: Name of the Nodal Officer: Monthly/Annual Report (Tick the appropriate one)			Partnering State/UT: Mobile No: Period: _____ to _____		
S. No.	Name of the Activities conducted	Total Number of Schools which participated	Total Number of Students who participated	Total Number of Photographs/Videos uploaded on google drive	
				Photos	Videos
1.					
2.					
3.					
4.					
5.					

(*Note: The Department is developing a portal for Ek Bharat Shreshtha Bharat so, for the time being, the above method will be followed for monitoring and reporting purpose.)

For more details, go to <http://ekbharat.gov.in>