

**RESULTS OF  
HIGH SCHOOL AND  
HIGHER SECONDARY  
EXAMINATIONS**

**2010**



**Government of India  
Ministry of Human Resource Development  
Bureau of Planning, Monitoring & Statistics  
2012**

आर. भट्टाचार्य  
सचिव  
R. BHATTACHARYA  
SECRETARY



भारत सरकार  
मानव संसाधन विकास मंत्रालय  
स्कूल शिक्षा और साक्षरता विभाग  
नई दिल्ली - 110 001

Government of India  
Ministry of Human Resource Development  
Department of School Education & Literacy  
124 'C' Wing, Shastri Bhavan, New Delhi - 110 001  
Tel. : 23382587, 23381104 Fax : 23387859  
E-mail : secy.sel@nic.in

## FOREWORD

The release of the Report "Results of High School and Higher Secondary Examinations" for the year 2010 will bring about a better understanding of the present scenario in the School Education System in respect of number of students passing out from schools in the country. An extensive database of statistics plays a critical role in providing decision makers as well as the stakeholders in this sector with an opportunity to make informed decisions and plan for the future. I am confident that the present Report would be able to strengthen the future planning process for education. I extend my gratitude to all respondents especially Boards of Secondary and Senior Secondary Education, which have played key roles in providing the data. I would also like to appreciate the work put in by the Bureau of Planning, Monitoring & Statistics of the Ministry of Human Resource Development led by Dr. Vijay P. Goel, DDG, in preparing the publication. My special thanks to Sanjay, Director and all other members of the project staff.

  
(Rajarshi Bhattacharya)

New Delhi

Dated: 20/11/2012



## PREFACE

Examination is an important tool of assessing the progress made by students in their academic journey. Analyzing examination results statistically helps to understand the academic input by the teachers and the quantum of its receptivity by the students. It is also useful in order to estimate the availability of manpower, its proper planning and for assessing the demand for higher education in the country as well as catering to the needs of different organizations, educational planners and research scholars. Hence, the Ministry of Human Resource Development lays great emphasis on analyzing the board examination results.

This publication contains important statistics of examination results of the High School, Higher Secondary Examinations conducted by various Boards in the country. I take this opportunity to place on record the co-operation received from the offices of State and Central Boards of Secondary, Higher Secondary Education, National Institute of Open Schooling, State Open Schools who have supplied the required data in time for bringing out this publication. I also express my appreciation for the work done by the Project Staff of the Statistics Bureau in bringing out this publication. This publication is being brought since 2005 and for the first time stream-wise results have been included in the current publication.

It is our constant endeavour to improve the coverage of this publication as well as its presentation based on the feedback from its users. Further suggestions for improving the publication are always welcome.



Dr. Vijay P. Goel  
Deputy Director General  
Ministry of Human Resource Development

New Delhi  
Dated: 20.11.2012

## PROJECT STAFF

|                  |                            |
|------------------|----------------------------|
| Sanjay           | Director                   |
| R.U.Choudhary    | Senior Statistical Officer |
| Neeru Srivastava | Data Entry Operator        |

# Contents

| Sl. No . | Subject   | Page No. |
|----------|---|----------|
| <b>I</b> | <b>AN OVERVIEW</b>  | 1-15     |
| <b>a</b> | <i>Introduction</i>   | 1-2      |
| <b>b</b> | <i>Results of High School Examination</i>   | 3-8      |
|          | <i>Regular Boards</i>   | 3        |
|          | <i>Open Boards</i>  | 4        |
|          | <i>Trends during 2005-2010</i>  | 4        |
|          | <i>Board-wise Analysis</i>  | 7        |
|          | <i>Structure of the Tables</i>  | 8        |
|          | <i>Performance of SC and ST students</i>  | 8        |
|          | <i>Chart 1 - Number of students appeared and passed in 2010</i>                   | 3        |
|          | <i>Chart 2 - Pass percentage among Boys and Girls in 2010</i>                     | 4        |
|          | <i>Chart 3 - Number of students appeared and passed during 2005-10</i>            | 5        |
|          | <i>Chart 4 - Category-wise no. of students appeared and passed during 2005-10</i> | 5        |
|          | <i>Chart 5 - Sex-wise no. of students appeared &amp; passed during 2005-10</i>    | 6        |
|          | <i>Chart 6 - Category-wise pass percentage during 2005-10</i>                     | 6        |
|          | <i>Chart 7 - Sex-wise pass percentage during 2005-10</i>                          | 6        |
|          | <i>Chart 8 - Board-wise pass percentage in 2010</i>                               | 7        |
| <b>c</b> | <i>Results of Higher Secondary Examination</i>                                    | 9-16     |
|          | <i>Regular Boards</i>   | 9        |
|          | <i>Open Boards</i>  | 10       |
|          | <i>Trends during 2005-2010</i>  | 10       |
|          | <i>Students' Flow</i>   | 12       |
|          | <i>Board-wise Analysis</i>  | 14       |
|          | <i>Structure of the Tables</i>  | 15       |
|          | <i>Performance of SC and ST students</i>  | 15       |
|          | <i>Share of Passed Out Students in Different Streams</i>                          | 15       |
|          | <i>Chart 1 - Number of students appeared and passed in 2010</i>                   | 9        |
|          | <i>Chart 2 - Pass percentage among Boys and Girls in 2010</i>                     | 10       |
|          | <i>Chart 3 - Number of students appeared and passed during 2005-10</i>            | 11       |
|          | <i>Chart 4 - Category-wise no. of students appeared and passed during 2005-10</i> | 11       |
|          | <i>Chart 5 - Sex-wise no. of students appeared &amp; passed during 2005-10</i>    | 11       |
|          | <i>Chart 6 - Category-wise pass percentage during 2005-10</i>                     | 12       |
|          | <i>Chart 7 - Sex-wise pass percentage during 2005-10</i>                          | 12       |
|          | <i>Chart 8 - Students' flow during 2006-08, 2007-09 and 2008-10</i>               | 13       |
|          | <i>Chart 9 - Students' flow during 2008-2010 for boys and girls</i>               | 13       |
|          | <i>Chart10 - Board-wise pass percentage in 2010</i>                               | 14       |
|          | <i>Chart 11 - Streams-wise Percentage of Boys &amp; Girls during 2010</i>         | 16       |

| Sl. No .  | Subject  | Page No. |
|---|--|----------|
| <b>II TABLES (High School Examination)</b>              |  |          |
| 1   | Annual and Supplementary Examination Results -Regular Students-All categories            | X- 1     |
| 2   | Annual and Supplementary Examination Results -Private Students-All categories            | X- 4     |
| 3   | Annual and Supplementary Examination Results -Regular +Private Students-All categories   | X- 7     |
| 4   | Annual and Supplementary Examination Results -Regular SC Students                        | X-10     |
| 5   | Annual and Supplementary Examination Results -Private SC Students                        | X-13     |
| 6   | Annual and Supplementary Examination Results -Regular+ Private SC Students               | X-16     |
| 7   | Annual and Supplementary Examination Results -Regular ST Students                        | X-19     |
| 8   | Annual and Supplementary Examination Results -Private ST Students                        | X-22     |
| 9   | Annual and Supplementary Examination Results -Regular +Private ST Students               | X-25     |
| 10  | Annual and Supplementary Examination Results -Percentage wise -All Categories            | X-28     |
| 11  | Annual and Supplementary Examination Results -Percentage wise-SC Students                | X-31     |
| 12  | Annual and Supplementary Examination Results -Percentage wise ST Students                | X-34     |
| 13  | High School Open Examination Board Results   | X-37     |
| 14  | High School Open Examination Board Results-Percentage wise -All Categories               | X-38     |
| 15  | High School Open Examination Board Results-Percentage wise -SC Students                  | X-39     |
| 16  | High School Open Examination Board Results-Percentage wise-ST Students                   | X-40     |
| <b>STATEMENTS (High School Examination)</b>             |  |          |
| 1   | High School Examination Results during 2005-10   | X-41     |
| 2   | High School Examination Pass percentage during 2005-2010                                 | X-42     |
| <b>III TABLES (Higher Secondary School Examination)</b> |  |          |
| 1   | Annual and Supplementary Examination Results -Regular Students-All categories            | XII- 1   |
| 2   | Annual and Supplementary Examination Results -Private Students-All categories            | XII- 4   |
| 3   | Annual and Supplementary Examination Results -Regular +Private Students-All categories   | XII- 7   |
| 4   | Annual and Supplementary Examination Results -Regular SC Students                        | XII-10   |
| 5   | Annual and Supplementary Examination Results -Private SC Students                        | XII-13   |
| 6   | Annual and Supplementary Examination Results -Regular+ Private SC Students               | XII-16   |
| 7   | Annual and Supplementary Examination Results -Regular ST Students                        | XII-19   |
| 8   | Annual and Supplementary Examination Results -Private ST Students                        | XII-22   |
| 9   | Annual and Supplementary Examination Results -Regular +Private ST Students               | XII-25   |
| 10  | Annual and Supplementary Examination Results -Percentage wise -All Categories            | XII-28   |
| 11  | Annual and Supplementary Examination Results -Percentage wise-SC Students                | XII-31   |
| 12  | Annual and Supplementary Examination Results -Percentage wise ST Students                | XII-34   |
| 13  | Stream-wise Results Annual & Supplementary - Regular + Private Students - All Categories | XII-37   |
| 14  | Share of Pass Out Students in Different Streams  | XII-40   |
| 15  | Higher Secondary Open School Examination Board Results                                   | XII-43   |
| 16  | Higher Secondary Open Examination Board Results-Percentage wise -All Categories          | XII-44   |
| 17  | Higher Secondary Open Examination Board Results-Percentage wise-SC Students              | XII-45   |
| 18  | Higher Secondary Open Examination Board Results-Percentage wise -ST Students             | XII-46   |
| <b>STATEMENTS (Higher Secondary Examination)</b>        |  |          |
| 1   | Higher Secondary Examination Results during 2005-10                                      | XII-47   |
| 2   | Higher Secondary Examination Pass Percentage during 2005-2010                            | XII-48   |
| 3   | Students movement from class X onwards   | XII-49   |

RESULTS OF  
HIGH SCHOOL &  
HIGHER SECONDARY EXAMINATIONS  
(An Overview)



# AN OVERVIEW

## (a) INTRODUCTION

Examination means the test of a student's knowledge in prescribed subjects. Various Examination Boards have been established in the country for holding and conducting an examination at the end of Class X, the Secondary School stage and Class XII, the Senior Secondary School stage. These boards also prescribe conditions of examinations including course of studies for such examination.

Normally every year these Boards conduct Annual Examination in the month of February/March. Some of the Boards also conduct Supplementary Examination in the month of August/September on the basis of course/syllabus as prescribed by the Government.

The Examination results have assumed high importance for enabling students to enter job markets as well as for pursuing higher education. The result at the end of class XII is all the more significant as this leads students to enter tertiary level of education, including academic and professional courses of the university level.

It is of vital importance to compile the results of Secondary and Senior Secondary examinations conducted by various boards. Properly and systematically analyzed data on Examination results not only measure the efficacy of the educational system, it also indicates the flow of students from school level to higher education and job market.

The Results of Secondary and Higher Secondary/Intermediate Examinations conducted by Boards across the country have been analyzed in this publication. The data contained in this publication have been collected from the Boards in the country.

### **Open School Examination Boards**

There were 15 open Boards across the country in the year 2010 and out of them only 6 conducted Class X and Class XII examinations. Rest of the Boards did not conduct separate examination and their students appeared through the respective State Boards. In the table the name of the Open Boards with details are listed.

Unlike regular Boards, examination is conducted twice in a year during the month of March-May and September-November in Open Boards. In Open Schools, system of examination is different from other State and Central Boards. They provide a flexible scheme of examination by giving an opportunity to appear in one, two or more subjects and credits are accumulated till the certification criteria is fulfilled. A candidate can



avail number of chances as prescribed by the board to appear in public examinations spread over a period of more than one year unlike a time span of one year for other boards. There is no bifurcation of regular and private students and also no system of supplementary examination in Open Boards. It is, not reasonable to compare the pass-percentage of Open Board system with that of other State/Central Boards as the number of appearing students includes all the students appearing in the examination whether appearing for one or more subjects, while number of passed students includes only those students who get certification i.e. passed in all the subjects. Keeping this in view, pass percentages have not been calculated for Open Boards.

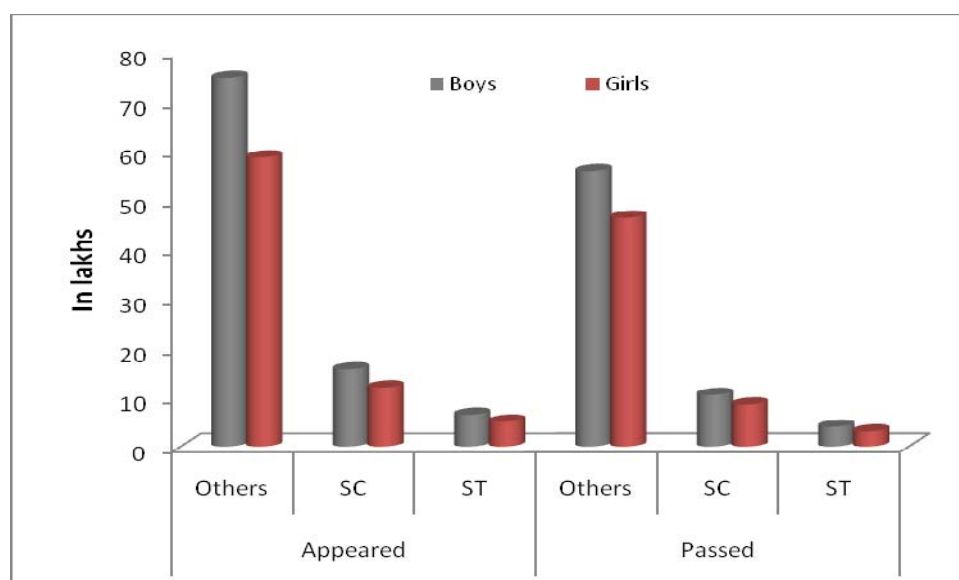
### List of Open Boards

| Sl. No. | Name of the Open Board   | Secondary                    | Senior Secondary                       |
|---------|--|------------------------------|--|
| 1       | <b>Andhra Pradesh</b> open school society                                    | Data Presented Separately    | Not yet Started conducting Examination |
| 2       | State Open Schooling, <b>Assam</b>   |                              | Data Presented Separately              |
| 3       | <b>Chhattisgarh</b> State Open School  | Data Presented Separately    | Data Presented Separately              |
| 4       | <b>Delhi</b> State Open School (Patrachar Vidyalaya)                         | Data included in State board | Data included in State board           |
| 5       | <b>Haryana</b> Open School   | Data included in State board | Data included in State board           |
| 6       | J.K. Open School, <b>Jammu &amp; Kashmir</b>                                 | Doesn't conduct Examination  | Doesn't conduct Examination            |
| 7       | JSS <b>Karnataka</b> Open School   | Data included in State board | Data included in State board           |
| 8       | <b>Kerala</b> State Open School  | Data included in State board | Data included in State board           |
| 9       | MP State Open School, <b>Madhya Pradesh</b>                                  | Data Presented Separately    | Data Presented Separately              |
| 10      | National Institute of Open school <b>New Delhi</b>                           | Data Presented Separately    | Data Presented Separately              |
| 11      | <b>Punjab</b> Open School  | Data included in State board | Data included in State board           |
| 12      | <b>Rajasthan</b> State Open school   | Data Presented Separately    | Data Presented Separately              |
| 13      | <b>Tamil Nadu</b> State Open School  | Data included in State board | Data included in State board           |
| 14      | U.P. State Open School, <b>Uttar Pradesh</b>                                 | Data included in State board | Data included in State board           |
| 15      | Rabindra Mukta Vidyalaya (West Bengal State Open School), <b>West Bengal</b> | Data Presented Separately    | Data Presented Separately              |

## (b) Class X/ Secondary/ High School - 2010

During 2010, 128.22 lakhs (Boys-70.29 lakhs and Girls-57.93 lakhs) students have completed Class X through various State & Central Examination Boards including Open Boards. Out of this, 2.73 lakhs students passed through Open School Examination Boards. It shows that students passed through open boards constitute only 2.1% of total pass out of class X. As regards to Scheduled Caste and Scheduled Tribes Students, number of pass out is 18.92 lakhs (Boys-10.44 lakhs and Girls-8.48 lakhs) and 7.02 lakhs (Boys-3.97 lakhs and Girls-3.05 lakhs) respectively. In 2010, for boys and girls number of students appeared and passed, for Other categories, SC and ST are shown in Chart 1 below.

**Chart 1 – Number of students appeared and passed in 2010**



### Regular Boards

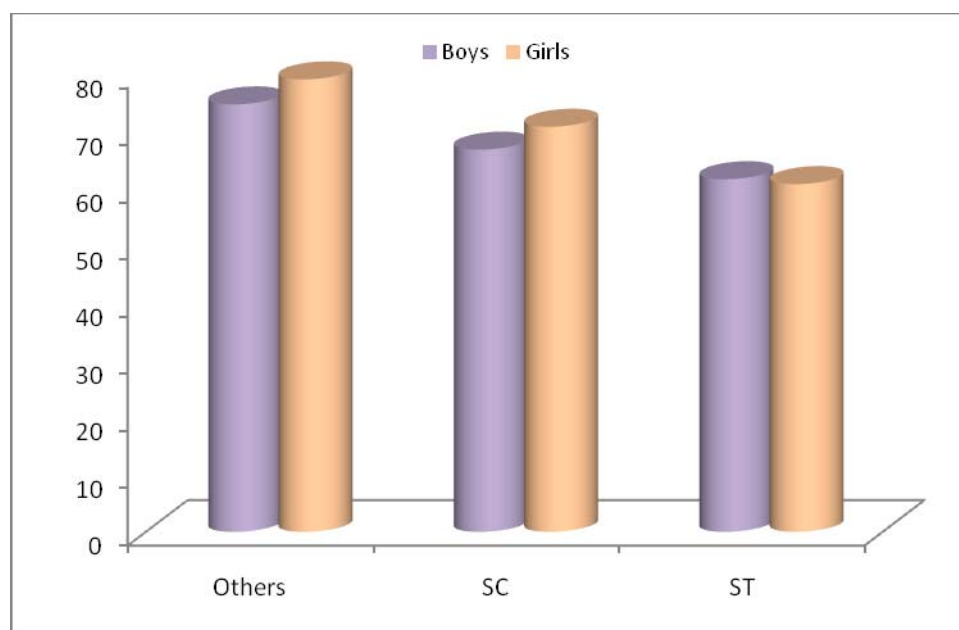
During the year 2010, as many as 167.26 lakhs students (Boys-93.75 lakhs and Girls-73.51 lakhs) appeared in the Secondary Examination. Out of this, 167.26 lakhs students appeared as Regular candidates and 15.45 lakhs appeared as Private Candidates. Out of those appeared, 125.49 lakhs students (Boys-68.62 lakhs and Girls-56.87 lakhs) passed. Thus out of those appeared in the Class X examination conducted by Regular Boards, 75.0% of students (Boys-73.2% and Girls-77.4%) have successfully completed class X. Pass percentage in respect of Regular candidates is 77.1% (Boys-75.4% and Girls-79.1%) while for private candidates pass percentage is only 59.6% (Boys-54.7% and Girls-58.9%). Pass percentage for Scheduled Caste Students is 69.0% (Boys-67.2% and Girls-71.3%) and for Scheduled Tribes Students, it is 62.0% (Boys-62.4% and Girls-61.5%). However, in comparison to boys, pass percentage among girls are higher in respect of Others and SC category.

## Open Boards

5.24 lakhs students (Boys-3.09 lakhs and Girls-2.15 lakhs) have appeared in class X examination through Open School Examination Boards, out of which 2.73 lakhs students (Boys-1.67 lakhs and Girls-1.06 lakhs) got certification i.e. completed class X. Out of the total class X pass out through Open School Examination Boards, 0.37 lakhs students (Boys-0.23 lakhs and Girls-0.14 lakhs) belongs to Scheduled Caste category and 0.26 lakhs students (Boys 0.14 lakhs and Girls-0.12 lakhs) belongs to Scheduled Tribe category.

Total sex-wise number of students appeared and passed, for All categories, SC and ST during 2005 to 2010 have been given in Statement-1 and pass percentages are given in Statement-2. In comparison to boys, pass percentage among girls are higher in respect of Others and SC category as shown in Chart 2 given below.

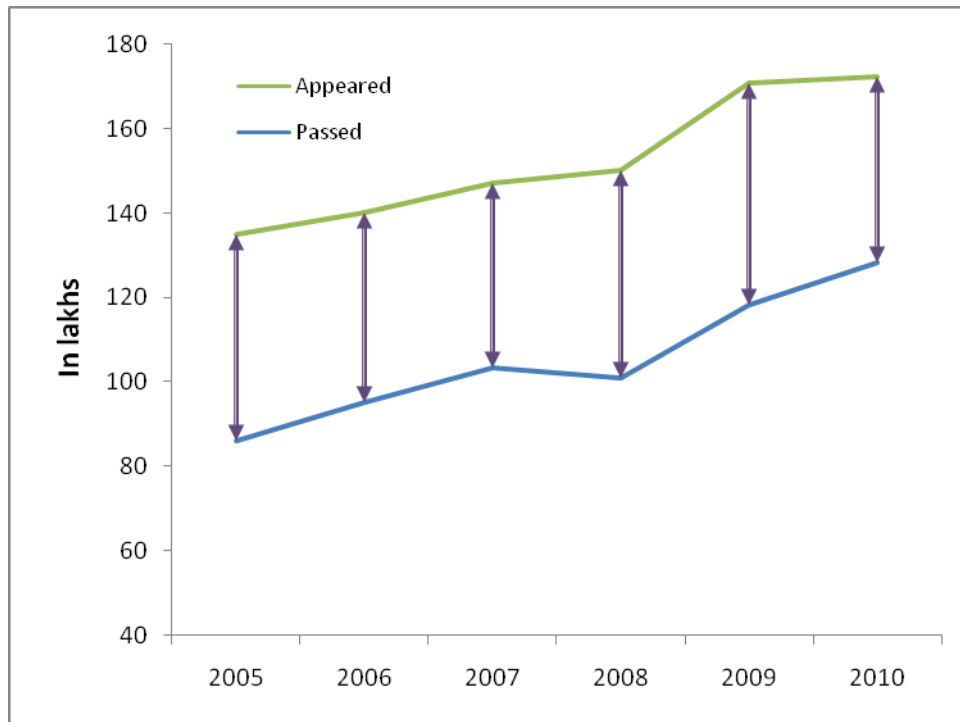
**Chart 2 – Pass percentages among Boys and Girls in 2010**



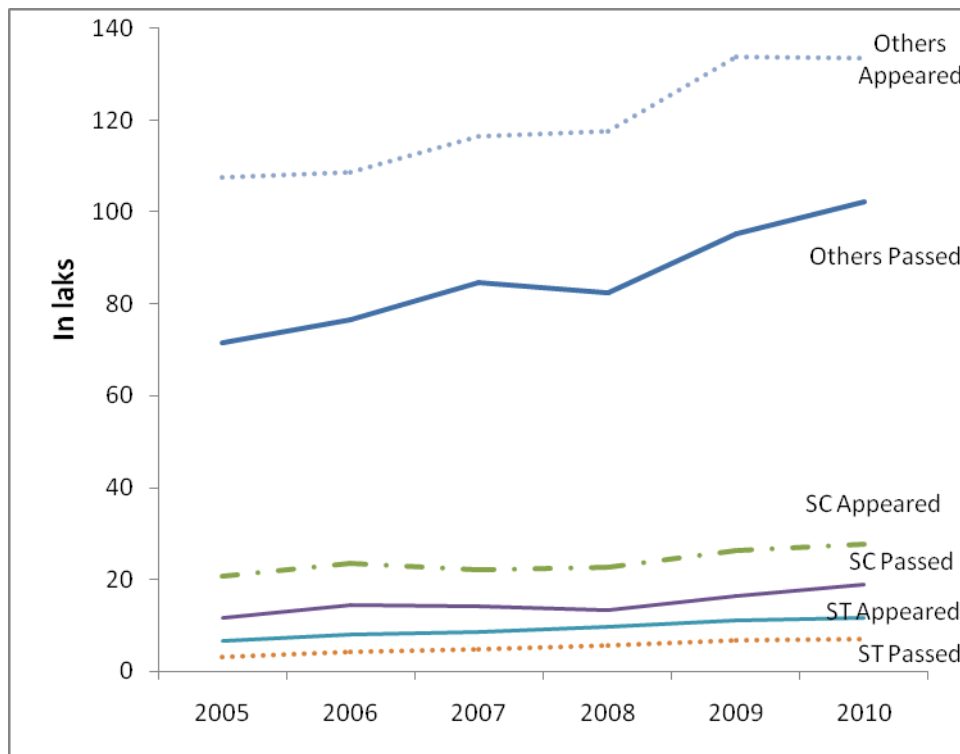
### ***Trends during 2005-2010***

Total sex-wise number of students appeared and passed, for All categories, SC and ST during 2005 to 2010 have been given in Statement-1. Total number of students appeared and passed during last 6 years has grown gradually. The pass percentages for All Category has increased from 64% to 74%, for SC Category, it has increased from 56% to 69% and for ST Category, it has increased from 48% to 61%. These are shown in various charts drawn below:

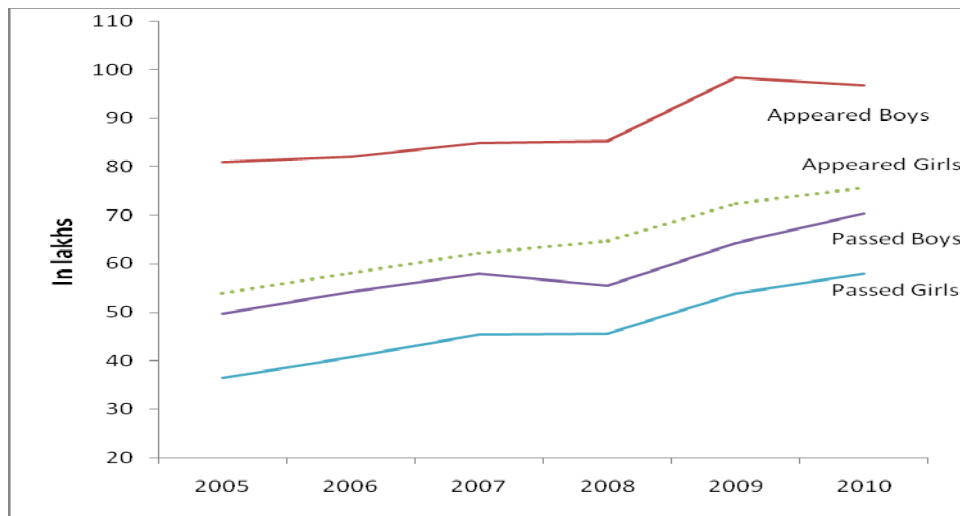
**Chart 3 – Number of Students appeared and passed during 2005-2010**



**Chart 4 – Category-wise number of Students appeared and passed during 2005-2010**



**Chart 5 – Sex-wise number of Students appeared and passed during 2005-2010**



**Chart 6 – Category-wise pass percentage during 2005-2010**



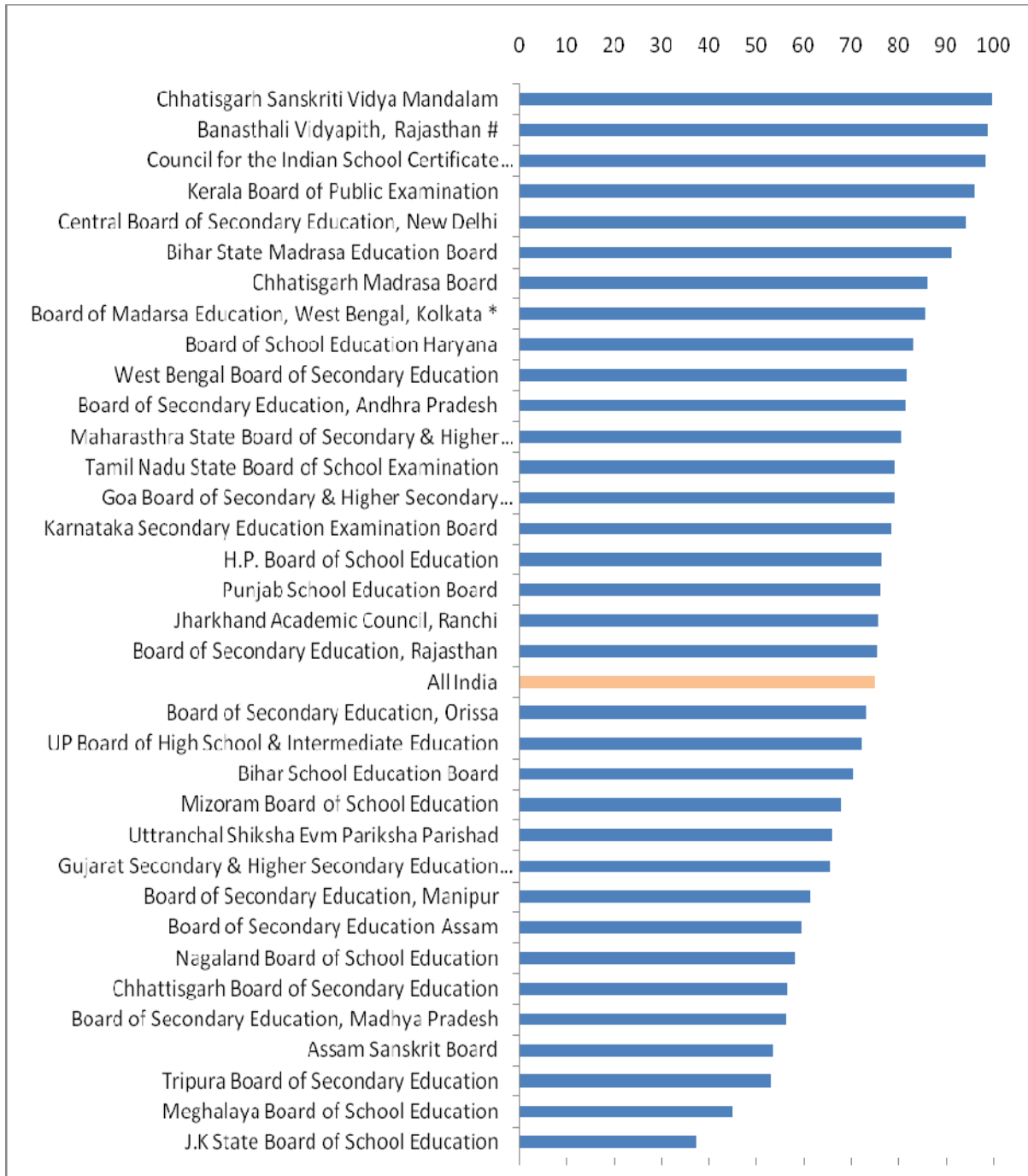
**Chart 7 – Sex-wise pass percentage during 2005-2010**



**Board-wise Analysis:**

**Pass percentage** among regular students varies from 37.2% to 99.7% among students appearing in examination through various regular boards. These have been shown in Chart - 8. In 15 boards the pass percentages are above All India average pass percentage of 75.

**Chart 8 – Board-wise pass percentage in 2010**



## Structure of the Tables

For two central boards and 32 state boards, number of students appeared, number of students passed and the pass percentage are given in the Table 1 and 2 for Regular and Private Students respectively. For Scheduled Caste Students these details are given in Table 4 and 5 and for Scheduled Tribe Students in Table 7 and 8. In Tables 3, 6 and 9, number of students appeared, number of students passed and the pass percentage for total of Regular and Private Students for All Categories, SC and ST students respectively are given. These figures are given for boys and girls separately. For Annual and Supplementary Examinations, number of students passed and the pass percentage are given separately.

Percentage-wise examination results have also been compiled and shown in Table 10, 11 and 12. Number of students have been categorised into three classes on the basis of percentages of marks scored in the examination. The classes are “60% & above”, “50% to below 60%” and “Below 50%”. For some Examination Boards, distribution of students in these classes is not available as mentioned in the table. In case of Tripura Board of Secondary Education these classes corresponds to “60% & above”, “45% to below 60%” and “Below 45%”. Board of Secondary Education, Andhra Pradesh has given these data in different grades for regular and private candidates only. Students passed with Grades upto C1 has been classified in “60% & above” and with Grade C2 & D1 in “45% to below 60%”. It may be seen that percentages of students scoring more than 60% of marks of the total students passed varies from about 7.4% to 88.6% in different boards.

Data for Open School Examination Boards have been tabulated separately in Table 13, 14, 15 and 16, where number of students appeared, number of students passed, pass percentages and Percentage-wise examination results are given for open boards.

## Performance of SC and ST students

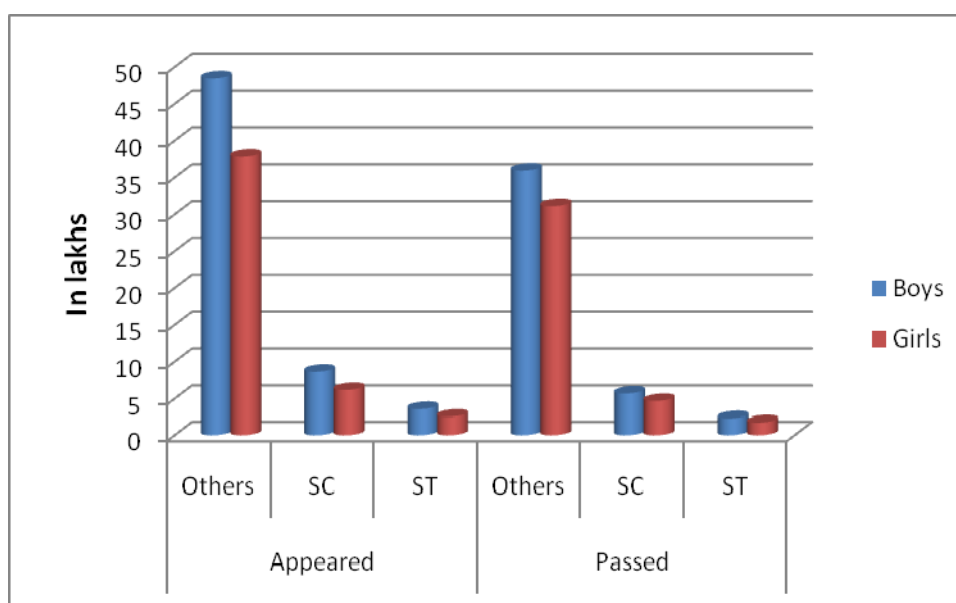
Out of total students appeared through regular boards, 16.1 % (Boys-16.2% and Girls-15.9%) of students were from **SC category**, whereas out of total students passed only 14.8 % (Boys-14.9% and Girls-14.7%) of students were from SC category. Out of total students appeared, 6.5 % (Boys-6.5% and Girls-6.5%) of students were from **ST category**, whereas out of total students passed only 5.4 % (Boys-5.6% and Girls-5.2%) of students were from ST category. J.K State Board of School Education does not maintain data separately for SC & ST categories.



### (c) Class XII/ Higher Secondary/ Intermediate/Pre-University Examination - 2010

During 2010, 81.66 lakhs (Boys-44.05 lakhs and Girls-37.61 lakhs) students have completed Class XII through various State & Central Examination Boards including Open Boards. Out of this, 1.65 lakhs students passed through Open School Examination Boards. It shows that students passed through open boards constitute only 2% of total pass out of class XII. As regards to Scheduled Caste and Scheduled Tribes Students, number of pass-outs is 10.43 lakhs (Boys-5.74 lakhs and Girls-4.69 lakhs) and 4.07 lakhs (Boys-2.32 lakhs and Girls-1.75 lakhs) respectively. In 2010, for boys and girls number of students appeared and passed, for Other Category, SC and ST during are shown in Chart 1 below.

**Chart 1 – Number of students appeared and passed in 2010**



### Regular Boards

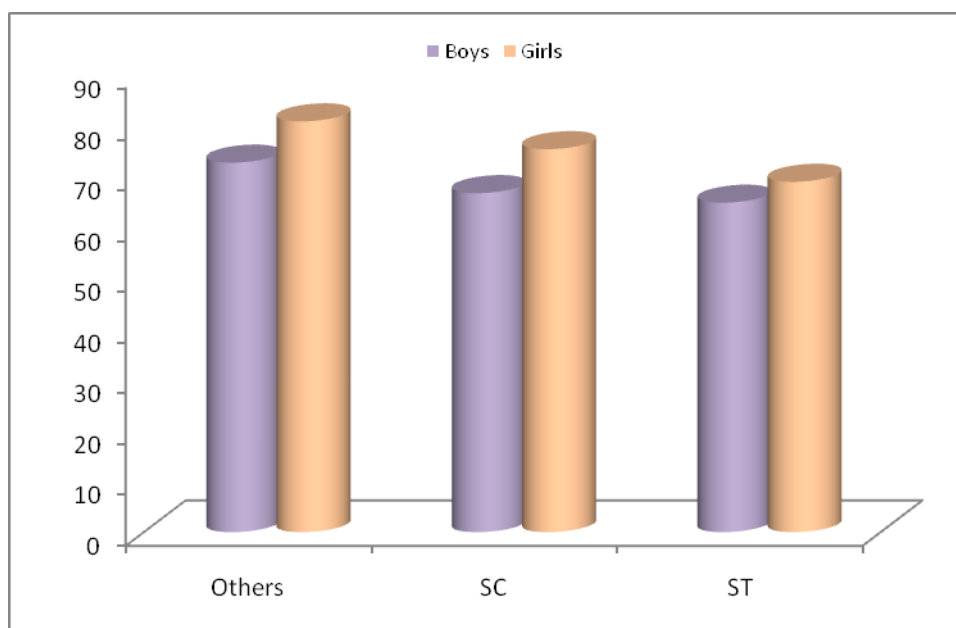
During the year 2010, as many as 104.11 lakhs students (Boys-58.65 lakhs and Girls-45.46 lakhs) appeared in the Higher Secondary Examination. Out of this, 92.57 lakhs students appeared as Regular candidates and 11.54 lakhs appeared as Private Candidates. Out of those appeared, 80 lakhs students (Boys-42.93 lakhs and Girls-37.07 lakhs) passed. Thus out of those appeared in the Class XII examination conducted by Regular Boards, 76.8% of students (Boys-73.2% and Girls-81.5%) have successfully completed Class XII. Pass percentage in respect of Regular candidates is 79.1% (Boys-75.8% and Girls-83.2%) while for private candidates pass percentage is only 58.8% (Boys-54.8% and Girls-65.8%). Pass percentage for Scheduled Caste Students is 70.8% (Boys-67.1% and Girls-75.8%) and for Scheduled Tribes Students, it is 67.2% (Boys-65.4% and Girls-69.7%).

## Open Boards

3.05 lakhs students (Boys-1.96 lakhs and Girls-1.09 lakhs) have appeared in Class XII examination through Open School Examination Boards, out of which 1.65 lakhs students (Boys-1.11 lakhs and Girls-0.54 lakhs) got certification i.e. completed class XII. Out of the total class XII pass-outs through Open School Examination Boards, 0.19 lakhs students (Boys-0.13 lakhs and Girls-0.06 lakhs) belongs to Scheduled Caste category and 0.12 lakhs students (Boys 0.06 lakhs and Girls-0.06 lakhs) belongs to Scheduled Tribe category.

Total sex-wise number of students appeared and passed, for All categories, SC and ST during 2005 to 2010 have been given in Statement-1 and pass percentages are given in Statement-2. In comparison to boys, pass percentage among girls are higher in respect of Others and SC & ST also as shown in Chart 2 given below.

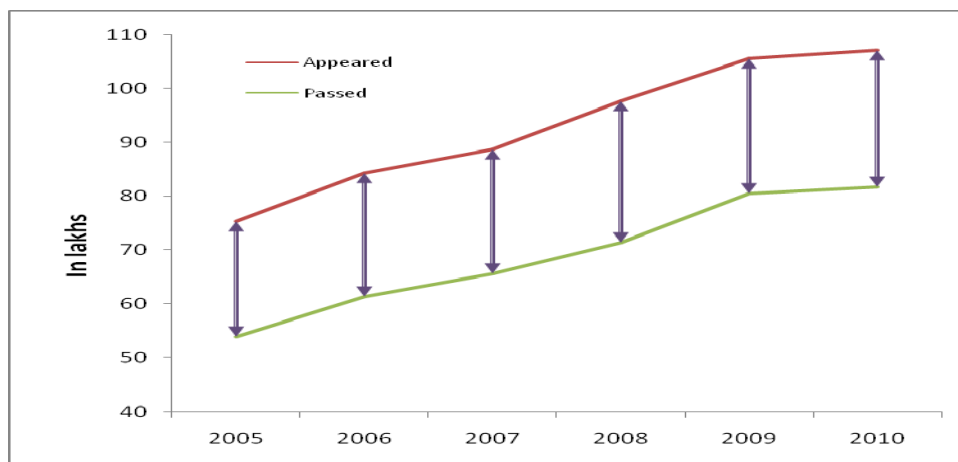
**Chart 2 - Pass percentages among Boys and Girls in 2010**



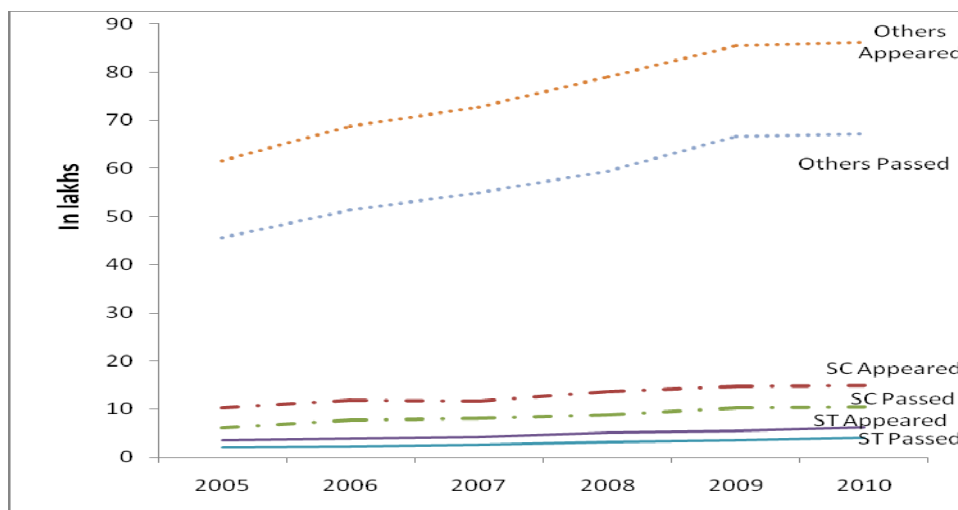
### ***Trends during 2005-2010***

Total number of students appeared and passed during last 6 years has grown gradually. However, the pass percentages for different categories have increased only marginally. These are shown in various charts drawn below:

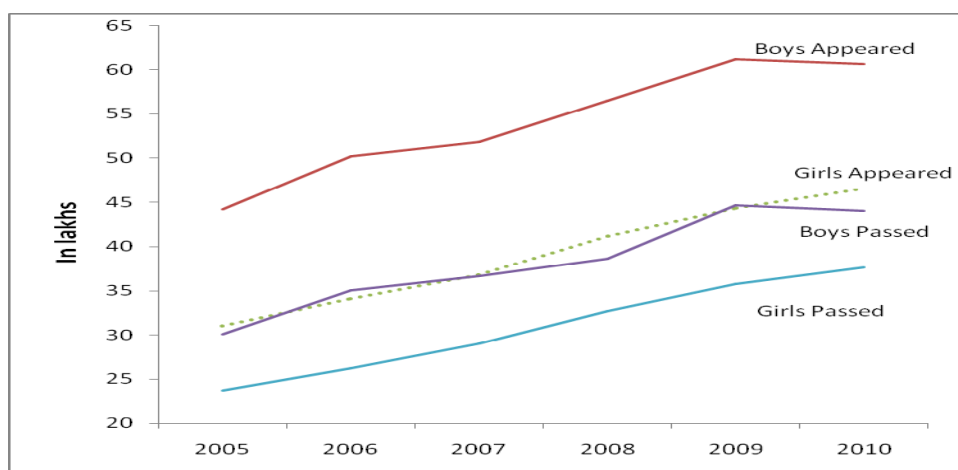
**Chart 3 – Number of Students appeared and passed during 2005-2010**



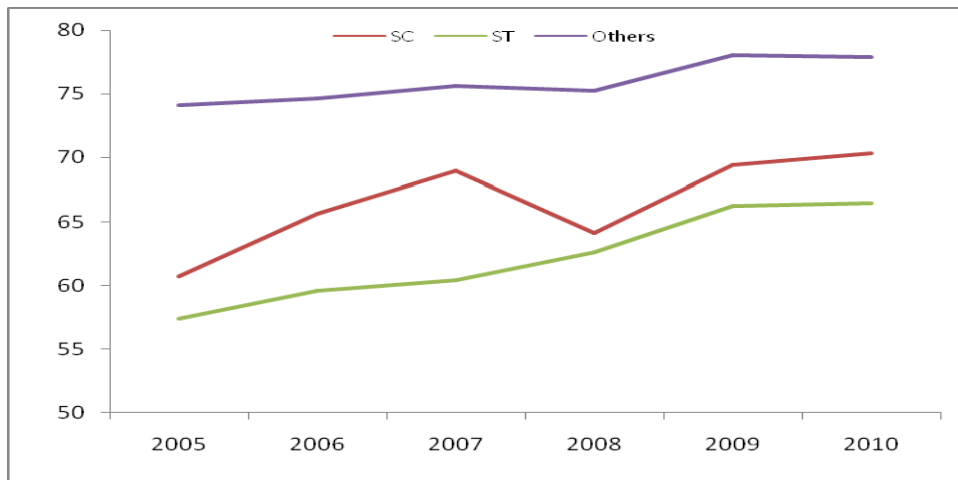
**Chart 4 – Category-wise number of Students appeared and passed during 2005-2010**



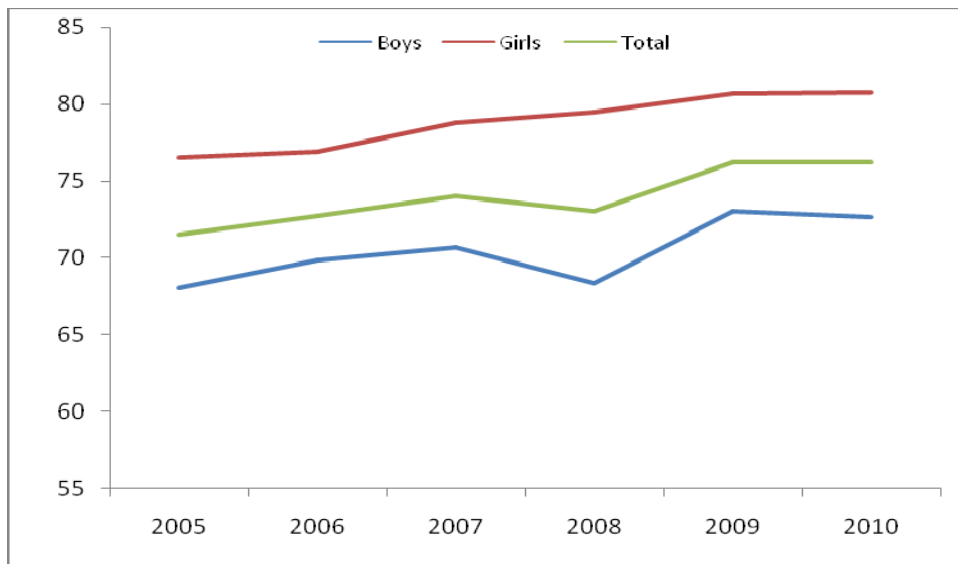
**Chart 5 – Sex-wise number of Students appeared and passed during 2005-2010**



**Chart 6 – Category-wise pass percentage during 2005-2010**



**Chart 7 – Sex-wise pass percentage during 2005-2010**



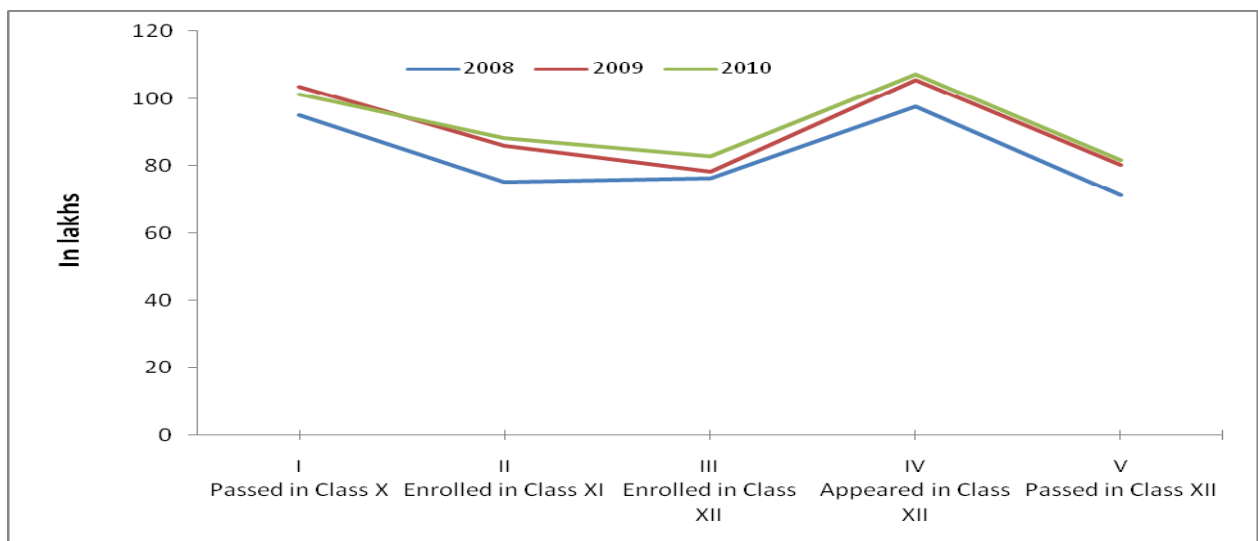
### ***Students' Flow***

Students' flow has been described here as its movement from Class X to passing out of Class XII. In the year 2010, the students, which have appeared and passed out from Class XII, were from among those students who were enrolled in Class XII in the year 2009. The students' enrolment has been taken from the publication, "Statistics on School Education". The students on roll as on 30<sup>th</sup> September of the year are taken as Students' enrolment during the year. The students, who have taken admission in Class XI in 2008, were from among the students who passed Class X examination in the year 2008. Excluding the drop-out, these students might have continued study in Class XII in the year 2009 and have been counted in enrolment in Class XII in the year 2009. Thus the chart depicts the rate of decline in movement of students towards higher education. The five stages, Number of students

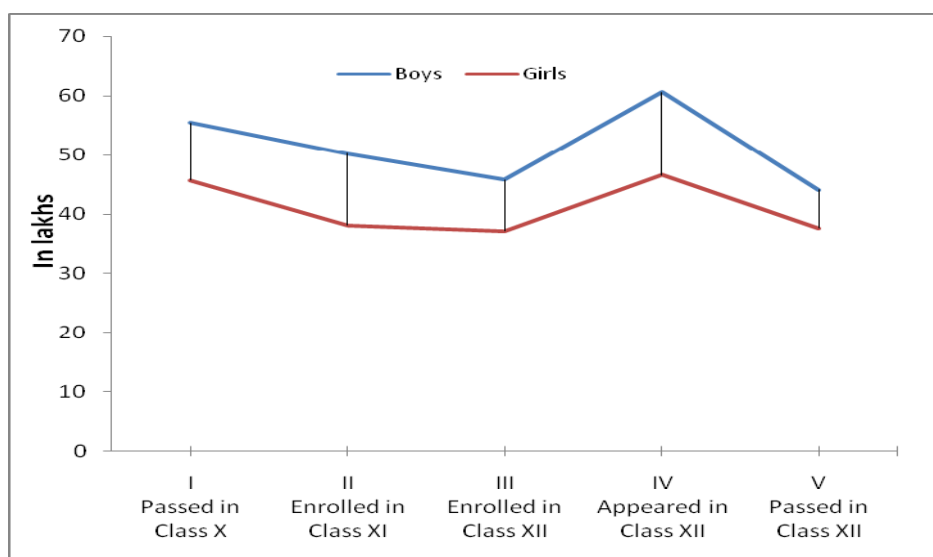
Passed in High School Examination, Enrolled in Class XI, Enrolled in Class XII, Appeared in Higher Secondary Examination and Passed in Higher Secondary Examination are shown in the chart given below. In Chart 8, three lines depict the movement during years 2006-2008, 2007-2009 and 2008-2010. In Chart 9, two lines depict the movement of boys and girls during 2008-2010.

There are significant numbers of students, who do not go to formal schooling, but attempt to qualify by appearing in Class XII examination as is evident from the fact that the number of students appearing in Class XII in 2010 was more than the number of students passing out from Class X in 2008. Please see Statement -3.

**Chart 8 – Students’ flow during 2006-2008, 2007-2009 and 2008-2010**



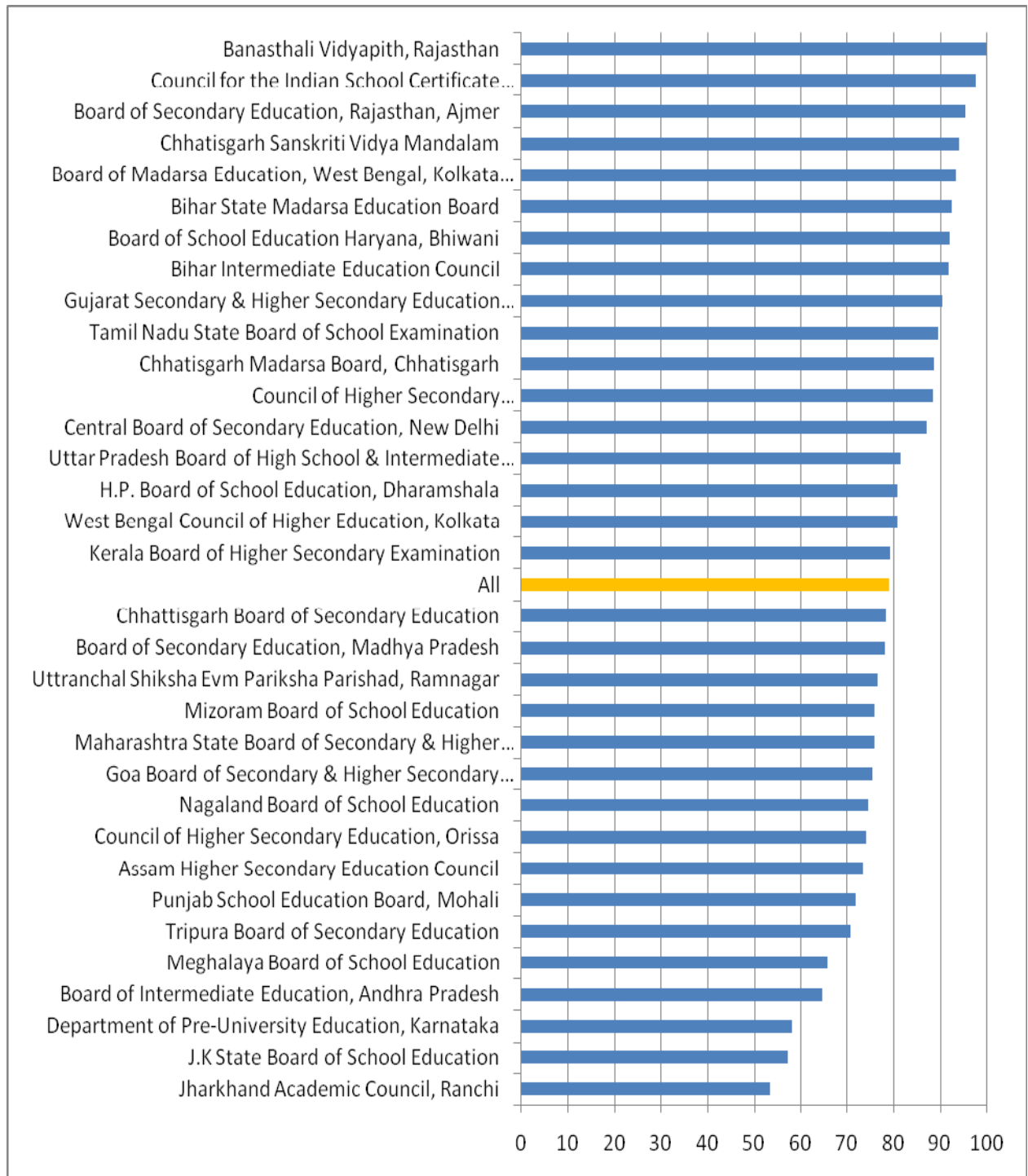
**Chart 9 – Students’ flow during 2008-2010 for boys and girls**



### Board-wise Analysis

**Pass percentage** among regular students varies from 53.5% to 100% among students appearing in examination through various boards. These have been shown in Chart - 10. In 16 boards the pass percentages are above All India average pass percentage of 79.1.

**Chart 10 – Board-wise pass percentage in 2010**



## **Structure of the Tables**

For two Central Boards and 31 State Boards, number of students appeared, number of students passed and the pass percentage are given in the Table – 1 and 2 for Regular and Private Students respectively. For Scheduled Caste these details are given in Table 4 and 5 and for Scheduled Tribe Students in Table 7 and 8. In Tables 3, 6 and 9, number of students appeared, number of students passed and the pass percentage for total of Regular and Private Students for All Categories, SC and ST students respectively are given. These figures are given for boys and girls separately. For Annual and Supplementary Examinations, number of students passed and the pass percentage are given separately.

Percentage-wise examination results has also been compiled and shown in Table 10, 11 and 12. Number of students have been categorised into three classes on the basis of percentages of marks scored in the examination. The classes are “60% & above”, “50% to below 60%” and “Below 50%”. For some Examination Boards, distribution of students in these classes is not available as mentioned in the table. In case of Assam Higher Secondary Education Council and Tripura Board of Secondary Education these classes corresponds to “60% & above”, “45% to below 60%” and “Below 45%”. It may be seen that percentages of students scoring more than 60% of marks of the total students passed varies from about 3.9% to 87.3% in different boards.

Data for Open School Examination Boards have been tabulated separately in Table 13, 14, 15 and 16, where number of students appeared, number of students passed, pass percentages and Percentage-wise examination results are given for open boards.

## **Performance of SC and ST students**

Out of total students appeared through regular boards, 13.9 % (Boys-14.2% and Girls-13.4%) of students were from SC category, whereas out of total students passed only 12.8 % (Boys-13.1% and Girls-12.5%) of students were from SC category. Out of total students appeared, 5.6 % (Boys-5.9% and Girls-5.3%) of students were from ST category, whereas out of total students passed only 4.9 % (Boys-5.3% and Girls-4.6%) of students were from ST category. Bihar State Madarsa Education Board, J.K State Board of School Education and Board of Madarsa Education, West Bengal, does not maintain data separately for SC & ST categories for Higher Secondary Examination.

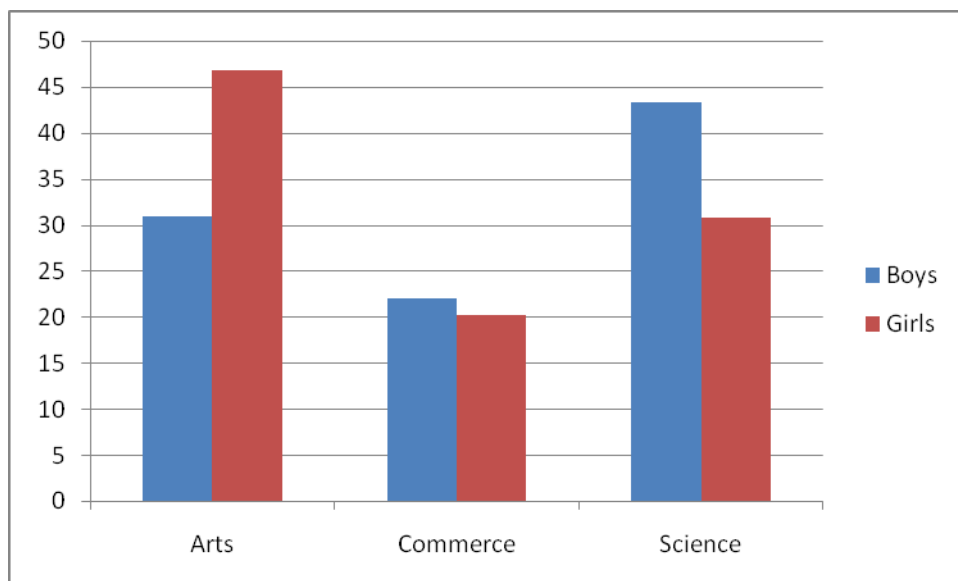
## **Share of Passed Out Students in Different Streams**

Number of students passing out from different streams is an important indicator, which has been compiled for the first time. A few Boards either do not maintain such data or did not provide the figures. For some of the Boards sum of students passing from different streams are slightly lower than the total number of students passed. It may be that all the students could not be classified in different streams.



Categorisation has been made mainly in three streams Arts, Commerce and Science. 3 Boards have also provided the data in Vocational streams. In Gujarat Secondary & Higher Secondary Education Board small number of students have opted Post Basic Streams, which has been included under Arts. Similarly, students opting Home Science in Banasthali Vidyapith, Rajasthan have been included under Vocational. All the students passing from Madarsa/Sanskrit Boards have been included under Arts. Among those which have provided the data, 38.3, 21.2, 37.5 and 0.1 % of students passed from Arts, Commerce, Science and Vocational streams. Girls' preference is more towards Arts than Commerce and Science.

**Chart 11 - Streams-wise Percentage of Boys & Girls during 2010**



\*\*\*\*\*

PART - II

RESULTS OF  
HIGH SCHOOL  
EXAMINATIONS  
(Tables & Statements)

## RESULTS OF HIGH SCHOOL EXAMINATION- 2010

**Table 1- Annual and Supplementary Examination Results - Regular Students - All Categories**

| Sl. No.               | Name of the Board   | Number of Students |        |         |        |        |        |               |       |       |                        |        | Pass %age |       |       |       |
|-----------------------|---|--------------------|--------|---------|--------|--------|--------|---------------|-------|-------|------------------------|--------|-----------|-------|-------|-------|
|                       |   | Appeared           |        |         | Passed |        |        |               |       |       |                        |        |           |       |       |       |
|                       |   |                    |        |         | Annual |        |        | Supplementary |       |       | Annual + Supplementary |        |           |       |       |       |
|                       |   | Boys               | Girls  | Total   | Boys   | Girls  | Total  | Boys          | Girls | Total | Boys                   | Girls  | Total     | Boys  | Girls | Total |
| 1                     | 2   | 3                  | 4      | 5       | 6      | 7      | 8      | 9             | 10    | 11    | 12                     | 13     | 14        | 15    | 16    | 17    |
| <b>Central Boards</b> |   |                    |        |         |        |        |        |               |       |       |                        |        |           |       |       |       |
| 1                     | Central Board of Secondary Education, New Delhi                   | 509343             | 355008 | 864351  | 456387 | 327442 | 783829 | 24726         | 14604 | 39330 | 481113                 | 342046 | 823159    | 94.5  | 96.3  | 95.2  |
| 2                     | Council for the Indian School Certificate Examinations, New Delhi | 63004              | 49323  | 112327  | 61813  | 48764  | 110577 |               |       |       | 61813                  | 48764  | 110577    | 98.1  | 98.9  | 98.4  |
| <b>State Boards</b>   |   |                    |        |         |        |        |        |               |       |       |                        |        |           |       |       |       |
| 3                     | Board of Secondary Education, <b>Andhra Pradesh</b>               | 548335             | 514477 | 1062812 | 445659 | 421935 | 867594 |               |       |       | 445659                 | 421935 | 867594    | 81.3  | 82.0  | 81.6  |
| 4                     | Board of Secondary Education <b>Assam</b>                         | 138704             | 138934 | 277638  | 92858  | 83347  | 176205 |               |       |       | 92858                  | 83347  | 176205    | 66.9  | 60.0  | 63.5  |
| 5                     | <b>Assam</b> Sanskrit Board                                       | 2100               | 2330   | 4430    | 1120   | 924    | 2044   |               |       |       | 1120                   | 924    | 2044      | 53.3  | 39.7  | 46.1  |
| 6                     | Banasthali Vidyapith, <b>Rajasthan #</b>                          | 20                 | 155    | 175     | 19     | 144    | 163    | 1             | 9     | 10    | 20                     | 153    | 173       | 100.0 | 98.7  | 98.9  |
| 7                     | <b>Bihar</b> School Education Board                               | 489508             | 348240 | 837748  | 350411 | 233329 | 583740 |               |       |       | 350411                 | 233329 | 583740    | 71.6  | 67.0  | 69.7  |
| 8                     | <b>Bihar</b> State Madrasa Education Board                        | 31618              | 49629  | 81247   | 28391  | 45772  | 74163  |               |       |       | 28391                  | 45772  | 74163     | 89.8  | 92.2  | 91.3  |
| 9                     | <b>Chhattisgarh</b> Board of Secondary Education                  | 168597             | 155919 | 324516  | 92873  | 86446  | 179319 | 2975          | 2274  | 5249  | 95848                  | 88720  | 184568    | 56.9  | 56.9  | 56.9  |
| 10                    | <b>Chhatisgarh</b> Madrasa Board                                  | 160                | 114    |         | 127    | 104    |        | 3             | 2     | 5     |                        |        |           |       |       |       |
| 11                    | <b>Chhatisgarh</b> Sanskriti Vidya Mandalam                       | 184                | 81     | 265     | 181    | 81     | 262    | 2             |       | 2     | 183                    | 81     | 264       | 99.5  | 100.0 | 99.6  |
| 12                    | <b>Goa</b> Board of Secondary & Higher Secondary Education        | 9065               | 8723   | 17788   | 7210   | 6857   | 14067  |               |       |       | 7210                   | 6857   | 14067     | 79.5  | 78.6  | 79.1  |
| 13                    | <b>Gujarat</b> Secondary & Higher Secondary Education Board       | 533212             | 316744 | 849956  | 309986 | 211873 | 521859 | 24513         | 13991 | 38504 | 334499                 | 225864 | 560363    | 62.7  | 71.3  | 65.9  |
| 14                    | Board of School Education <b>Haryana</b>                          | 172672             | 137613 | 310285  | 143202 | 115026 | 258228 |               |       |       | 143202                 | 115026 | 258228    | 82.9  | 83.6  | 83.2  |
| 15                    | <b>H.P.</b> Board of School Education                             | 60892              | 57353  | 118245  | 39755  | 37734  | 77489  |               |       |       | 39755                  | 37734  | 77489     | 65.3  | 65.8  | 65.5  |

## RESULTS OF HIGH SCHOOL EXAMINATION- 2010

**Table 1- Annual and Supplementary Examination Results - Regular Students - All Categories**

| Sl. No. | Name of the Board   | Number of Students |         |         |         |         |         |               |       |       |                        |         | Pass %age |      |       |       |
|---------|---|--------------------|---------|---------|---------|---------|---------|---------------|-------|-------|------------------------|---------|-----------|------|-------|-------|
|         |   | Appeared           |         |         | Passed  |         |         |               |       |       |                        |         |           |      |       |       |
|         |   |                    |         |         | Annual  |         |         | Supplementary |       |       | Annual + Supplementary |         |           |      |       |       |
|         |   | Boys               | Girls   | Total   | Boys    | Girls   | Total   | Boys          | Girls | Total | Boys                   | Girls   | Total     | Boys | Girls | Total |
| 1       | 2   | 3                  | 4       | 5       | 6       | 7       | 8       | 9             | 10    | 11    | 12                     | 13      | 14        | 15   | 16    | 17    |
| 16      | J.K State Board of School Education                               | 49388              | 40374   | 89762   | 30787   | 23255   | 54042   |               |       |       | 30787                  | 23255   | 54042     | 62.3 | 57.6  | 60.2  |
| 17      | Jharkhand Academic Council, Ranchi                                | 159827             | 128320  | 288147  | 127031  | 97938   | 224969  |               |       |       | 127031                 | 97938   | 224969    | 79.5 | 76.3  | 78.1  |
| 18      | Karnataka Secondary Education Examination Board                   | 376768             | 360209  | 736977  | 251285  | 255709  | 506994  | 46555         | 36729 | 83284 | 297840                 | 292438  | 590278    | 79.1 | 81.2  | 80.1  |
| 19      | Kerala Board of Public Examination                                | 224071             | 225929  | 450000  | 199402  | 208824  | 408226  | 15612         | 11059 | 26671 | 215014                 | 219883  | 434897    | 96.0 | 97.3  | 96.6  |
| 20      | Maharashtra State Board of Secondary & Higher Secondary Education | 768716             | 618893  | 1387609 | 604651  | 512443  | 1117094 | 13719         | 8402  | 22121 | 618370                 | 520845  | 1139215   | 80.4 | 84.2  | 82.1  |
| 21      | Board of Secondary Education, Madhya Pradesh                      | 433359             | 303149  | 736508  | 202082  | 152455  | 354537  | 51362         | 39066 | 90428 | 253444                 | 191521  | 444965    | 58.5 | 63.2  | 60.4  |
| 22      | Board of Secondary Education, Manipur                             | 13940              | 13096   | 27036   | 9339    | 7242    | 16581   |               |       |       | 9339                   | 7242    | 16581     | 67.0 | 55.3  | 61.3  |
| 23      | Meghalaya Board of School Education                               | 7077               | 7872    | 14949   | 5416    | 5576    | 10992   |               |       |       | 5416                   | 5576    | 10992     | 76.5 | 70.8  | 73.5  |
| 24      | Mizoram Board of School Education                                 | 4963               | 5126    | 10089   | 4146    | 4010    | 8156    | 54            | 71    | 125   | 4200                   | 4081    | 8281      | 84.6 | 79.6  | 82.1  |
| 25      | Nagaland Board of School Education                                | 7500               | 7267    | 14767   | 5110    | 4662    | 9772    |               |       |       | 5110                   | 4662    | 9772      | 68.1 | 64.2  | 66.2  |
| 26      | Board of Secondary Education, Orissa                              | 189894             | 178324  | 368218  | 137445  | 123666  | 261111  | 7518          | 6173  | 13691 | 144963                 | 129839  | 274802    | 76.3 | 72.8  | 74.6  |
| 27      | Punjab School Education Board                                     | 165687             | 137264  | 302951  | 125246  | 113470  | 238716  |               |       |       | 125246                 | 113470  | 238716    | 75.6 | 82.7  | 78.8  |
| 28      | Board of Secondary Education, Rajasthan                           | 544859             | 316608  | 861467  | 419804  | 245088  | 664892  | 8817          | 7025  | 15842 | 428621                 | 252113  | 680734    | 78.7 | 79.6  | 79.0  |
| 29      | Tamil Nadu State Board of School Examination                      | 413174             | 431777  | 844951  | 327767  | 368942  | 696709  | 13132         | 10839 | 23971 | 340899                 | 379781  | 720680    | 82.5 | 88.0  | 85.3  |
| 30      | Tripura Board of Secondary Education                              | 16886              | 14614   | 31500   | 10758   | 8157    | 18915   |               |       |       | 10758                  | 8157    | 18915     | 63.7 | 55.8  | 60.0  |
| 31      | UP Board of High School & Intermediate Education                  | 1748138            | 1310893 | 3059031 | 1160384 | 1022357 | 2182741 | 28286         | 13066 | 41352 | 1188670                | 1035423 | 2224093   | 68.0 | 79.0  | 72.7  |

## RESULTS OF HIGH SCHOOL EXAMINATION- 2010

**Table 1- Annual and Supplementary Examination Results - Regular Students - All Categories**

| Sl. No.      | Name of the Board                                     | Number of Students |                |                 |                |                |                 |                        |               |               |                |                | Pass %age       |             |             |             |
|--------------|---|--------------------|----------------|-----------------|----------------|----------------|-----------------|------------------------|---------------|---------------|----------------|----------------|-----------------|-------------|-------------|-------------|
|              |   | Appeared           |                |                 | Passed         |                |                 |                        |               |               |                |                |                 |             |             |             |
|              |   | Annual             |                |                 | Supplementary  |                |                 | Annual + Supplementary |               |               | Boys           | Girls          | Total           |             |             |             |
|              |   | Boys               | Girls          | Total           | Boys           | Girls          | Total           | Boys                   | Girls         | Total         |                |                |                 | Boys        | Girls       | Total       |
| 1            | 2   | 3                  | 4              | 5               | 6              | 7              | 8               | 9                      | 10            | 11            | 12             | 13             | 14              | 15          | 16          | 17          |
| 32           | Uttranchal Shiksha Evm<br>Pariksha Parishad           | 82497              | 75248          | 157745          | 52586          | 56329          | 108915          |                        |               |               | 52586          | 56329          | 108915          | 63.7        | 74.9        | 69.0        |
| 33           | West Bengal Board of<br>Secondary Education           | 411696             | 404063         | 815759          | 354303         | 312867         | 667170          |                        |               |               | 354303         | 312867         | 667170          | 86.1        | 77.4        | 81.8        |
| 34           | Board of Madarsa Education,<br>West Bengal, Kolkata * | 11060              | 20065          | 31125           | 9152           | 14385          | 23537           | 1146                   | 3071          | 4217          | 10298          | 17456          | 27754           | 93.1        | 87.0        | 89.2        |
| <b>Total</b> |   | <b>8356914</b>     | <b>6733734</b> | <b>15090374</b> | <b>6066686</b> | <b>5157153</b> | <b>11223608</b> | <b>238421</b>          | <b>166381</b> | <b>404802</b> | <b>6304977</b> | <b>5323428</b> | <b>11628405</b> | <b>75.4</b> | <b>79.1</b> | <b>77.1</b> |

\* Figures pertains to 'ALIM' and 'High Madarsa' as both are equivalent to High School Examination.

# The Institute is mainly meant for Women, Boys enrolment pertains to wards of the staff.

## RESULTS OF HIGH SCHOOL EXAMINATION- 2010

**Table 2 -Annual and Supplementary Examination Results - Private Students - All Categories**

| Sl. No.               | Name of the Board   | Number of Students |       |        |        |       |        |               |       |        |                        |       |        | Pass %age |       |       |
|-----------------------|---|--------------------|-------|--------|--------|-------|--------|---------------|-------|--------|------------------------|-------|--------|-----------|-------|-------|
|                       |   | Appeared           |       |        | Passed |       |        |               |       |        |                        |       |        |           |       |       |
|                       |   |                    |       |        | Annual |       |        | Supplementary |       |        | Annual + Supplementary |       |        |           |       |       |
|                       |   | Boys               | Girls | Total  | Boys   | Girls | Total  | Boys          | Girls | Total  | Boys                   | Girls | Total  | Boys      | Girls | Total |
| 1                     | 2   | 3                  | 4     | 5      | 6      | 7     | 8      | 9             | 10    | 11     | 12                     | 13    | 14     | 15        | 16    | 17    |
| <b>Central Boards</b> |   |                    |       |        |        |       |        |               |       |        |                        |       |        |           |       |       |
| 1                     | Central Board of Secondary Education, New Delhi                   | 12768              | 9229  | 21997  | 4864   | 2950  | 7814   | 2467          | 1559  | 4026   | 7331                   | 4509  | 11840  | 57.4      | 48.9  | 53.8  |
| 2                     | Council for the Indian School Certificate Examinations, New Delhi | 319                | 177   | 496    | 216    | 128   | 344    |               |       |        | 216                    | 128   | 344    | 67.7      | 72.3  | 69.4  |
| <b>State Boards</b>   |   |                    |       |        |        |       |        |               |       |        |                        |       |        |           |       |       |
| 3                     | Board of Secondary Education, <b>Andhra Pradesh</b>               | 190658             | 95256 | 285914 | 75474  | 46165 | 121639 | 65337         | 44245 | 109582 | 140811                 | 90410 | 231221 | 73.9      | 94.9  | 80.9  |
| 4                     | Board of Secondary Education <b>Assam</b>                         | 47371              | 52119 | 99490  | 21829  | 26221 | 48050  |               |       |        | 21829                  | 26221 | 48050  | 46.1      | 50.3  | 48.3  |
| 5                     | <b>Assam</b> Sanskrit Board                                       | 1500               | 1028  | 2528   | 1080   | 600   | 1680   |               |       |        | 1080                   | 600   | 1680   | 72.0      | 58.4  | 66.5  |
| 6                     | Banasthali Vidyapith, <b>Rajasthan #</b>                          |                    |       |        |        |       |        |               |       |        |                        |       |        |           |       |       |
| 7                     | <b>Bihar</b> School Education Board                               | 81609              | 54983 | 136592 | 62427  | 39952 | 102379 |               |       |        | 62427                  | 39952 | 102379 | 76.5      | 72.7  | 75.0  |
| 8                     | <b>Bihar</b> State Madrasa Education Board                        | 699                | 927   | 1626   | 628    | 855   | 1483   |               |       |        | 628                    | 855   | 1483   | 89.8      | 92.2  | 91.2  |
| 9                     | <b>Chhattisgarh</b> Board of Secondary Education                  | 2837               | 2015  | 4852   | 1117   | 837   | 1954   | 61            | 28    | 89     | 1178                   | 865   | 2043   | 41.5      | 42.9  | 42.1  |
| 10                    | <b>Chhattisgarh</b> Madrasa Board                                 |                    |       |        |        |       |        |               |       |        |                        |       |        |           |       |       |
| 11                    | <b>Chhattisgarh</b> Sanskriti Vidya Mandalam                      | 17                 | 6     | 23     | 17     | 6     | 23     |               |       |        | 17                     | 6     | 23     | 100.0     | 100.0 | 100.0 |
| 12                    | <b>Goa</b> Board of Secondary & Higher Secondary Education        | 1                  | 3     | 4      | 1      |       | 1      |               |       |        | 1                      |       | 1      | 100.0     |       | 25.0  |
| 13                    | <b>Gujarat</b> Secondary & Higher Secondary Education Board       | 11954              | 3419  | 15373  | 3481   | 1438  | 4919   | 402           | 165   | 567    | 3883                   | 1603  | 5486   | 32.5      | 46.9  | 35.7  |
| 14                    | Board of School Education <b>Haryana</b>                          | 8547               | 4949  | 13496  | 6386   | 3947  | 10333  |               |       |        | 6386                   | 3947  | 10333  | 74.7      | 79.8  | 76.6  |
| 15                    | <b>H.P.</b> Board of School Education                             | 11719              | 7252  | 18971  | 5483   | 3732  | 9215   | 9399          | 8599  | 17998  | 14882                  | 12331 | 27213  | 127.0     | 170.0 | 143.4 |

## RESULTS OF HIGH SCHOOL EXAMINATION- 2010

**Table 2 -Annual and Supplementary Examination Results - Private Students - All Categories**

| Sl. No. | Name of the Board   | Number of Students |       |        |        |       |        |               |       |       |                        |       |        | Pass %age |       |       |
|---------|---|--------------------|-------|--------|--------|-------|--------|---------------|-------|-------|------------------------|-------|--------|-----------|-------|-------|
|         |   | Appeared           |       |        | Passed |       |        |               |       |       |                        |       |        |           |       |       |
|         |   |                    |       |        | Annual |       |        | Supplementary |       |       | Annual + Supplementary |       |        |           |       |       |
|         |   | Boys               | Girls | Total  | Boys   | Girls | Total  | Boys          | Girls | Total | Boys                   | Girls | Total  | Boys      | Girls | Total |
| 1       | 2   | 3                  | 4     | 5      | 6      | 7     | 8      | 9             | 10    | 11    | 12                     | 13    | 14     | 15        | 16    | 17    |
| 16      | J.K State Board of School Education                               | 59338              | 59339 | 124839 | 11729  | 11730 | 23459  |               |       |       | 11729                  | 11730 | 23459  | 19.8      | 19.8  | 18.8  |
| 17      | Jharkhand Academic Council, Ranchi                                | 67567              | 46131 | 113698 | 47785  | 31051 | 78836  |               |       |       | 47785                  | 31051 | 78836  | 70.7      | 67.3  | 69.3  |
| 18      | Karnataka Secondary Education Examination Board                   | 19100              | 5219  | 24319  | 1041   | 739   | 1780   | 3451          | 1093  | 4544  | 4492                   | 1832  | 6324   | 23.5      | 35.1  | 26.0  |
| 19      | Kerala Board of Public Examination                                | 3530               | 2821  | 6351   | 1902   | 1516  | 3418   |               |       |       | 1902                   | 1516  | 3418   | 53.9      | 53.7  | 53.8  |
| 20      | Maharashtra State Board of Secondary & Higher Secondary Education | 37449              | 16115 | 53564  | 13185  | 6997  | 20182  | 1327          | 510   | 1837  | 14512                  | 7507  | 22019  | 38.8      | 46.6  | 41.1  |
| 21      | Board of Secondary Education, Madhya Pradesh                      | 77896              | 45225 | 123121 | 15461  | 8961  | 24422  | 9435          | 6272  | 15707 | 24896                  | 15233 | 40129  | 32.0      | 33.7  | 32.6  |
| 22      | Board of Secondary Education, Manipur                             |                    |       |        |        |       |        |               |       |       |                        |       |        |           |       |       |
| 23      | Meghalaya Board of School Education                               | 10010              | 11194 | 21204  | 2510   | 2788  | 5298   |               |       |       | 2510                   | 2788  | 5298   | 25.1      | 24.9  | 25.0  |
| 24      | Mizoram Board of School Education                                 | 2287               | 2276  | 4563   | 903    | 699   | 1602   | 29            | 28    | 57    | 932                    | 727   | 1659   | 40.8      | 31.9  | 36.4  |
| 25      | Nagaland Board of School Education                                | 1698               | 1966  | 3664   | 455    | 498   | 953    |               |       |       | 455                    | 498   | 953    | 26.8      | 25.3  | 26.0  |
| 26      | Board of Secondary Education, Orissa                              | 31796              | 23744 | 55540  | 17003  | 13454 | 30457  | 2989          | 1924  | 4913  | 19992                  | 15378 | 35370  | 62.9      | 64.8  | 63.7  |
| 27      | Punjab School Education Board                                     | 46449              | 32973 | 79422  | 28689  | 23761 | 52450  |               |       |       | 28689                  | 23761 | 52450  | 61.8      | 72.1  | 66.0  |
| 28      | Board of Secondary Education, Rajasthan                           | 27119              | 22194 | 49313  | 2545   | 2345  | 4890   | 635           | 577   | 1212  | 3180                   | 2922  | 6102   | 11.7      | 13.2  | 12.4  |
| 29      | Tamil Nadu State Board of School Examination                      | 67701              | 28871 |        | 5823   | 3286  |        | 11180         | 5765  | 16945 | 17003                  | 9051  | 26054  | 25.1      | 31.3  |       |
| 30      | Tripura Board of Secondary Education                              | 6427               | 5994  | 12421  | 2235   | 2085  | 4320   |               |       |       | 2235                   | 2085  | 4320   | 34.8      | 34.8  | 34.8  |
| 31      | UP Board of High School & Intermediate Education                  | 174511             | 72031 | 246542 | 106991 | 50245 | 157236 | 3376          | 996   | 4372  | 110367                 | 51241 | 161608 | 63.2      | 71.1  | 65.5  |



## RESULTS OF HIGH SCHOOL EXAMINATION- 2010

**Table 2 -Annual and Supplementary Examination Results - Private Students - All Categories**

| Sl. No.      | Name of the Board                                     | Number of Students |               |                |               |               |               |               |              |               |                        |               |               | Pass %age   |             |             |
|--------------|---|--------------------|---------------|----------------|---------------|---------------|---------------|---------------|--------------|---------------|------------------------|---------------|---------------|-------------|-------------|-------------|
|              |   | Appeared           |               |                | Passed        |               |               |               |              |               |                        |               |               |             |             |             |
|              |   |                    |               |                | Annual        |               |               | Supplementary |              |               | Annual + Supplementary |               |               |             |             |             |
|              |   | Boys               | Girls         | Total          | Boys          | Girls         | Total         | Boys          | Girls        | Total         | Boys                   | Girls         | Total         | Boys        | Girls       | Total       |
| 1            | 2   | 3                  | 4             | 5              | 6             | 7             | 8             | 9             | 10           | 11            | 12                     | 13            | 14            | 15          | 16          | 17          |
| 32           | Uttranchal Shiksha Evm<br>Pariksha Parishad           | 13036              | 6279          | 19315          | 4767          | 2926          | 7693          |               |              |               | 4767                   | 2926          | 7693          | 36.6        | 46.6        | 39.8        |
| 33           | West Bengal Board of<br>Secondary Education           | 824                | 862           | 1686           | 318           | 278           | 596           |               |              |               | 318                    | 278           | 596           | 38.6        | 32.3        | 35.3        |
| 34           | Board of Madarsa Education,<br>West Bengal, Kolkata * | 1255               | 2880          | 4135           | 770           | 1575          | 2345          | 44            | 58           | 102           | 814                    | 1633          | 2447          | 64.9        | 56.7        | 59.2        |
| <b>Total</b> |   | <b>1017992</b>     | <b>617477</b> | <b>1545059</b> | <b>447115</b> | <b>291765</b> | <b>729771</b> | <b>110132</b> | <b>71819</b> | <b>181951</b> | <b>557247</b>          | <b>363584</b> | <b>920831</b> | <b>54.7</b> | <b>58.9</b> | <b>59.6</b> |

*Blank row indicates that there is no provision of examination for private candidates in the Board.*

## RESULTS OF HIGH SCHOOL EXAMINATION- 2010

**Table 3 -Annual and Supplementary Examination Results - Regular + Private Students - All Categories**

| Sl. No.               | Name of the Board   | Number of Students |        |         |        |        |        |               |       |        |                        |        |         | Pass %age |       |       |
|-----------------------|---|--------------------|--------|---------|--------|--------|--------|---------------|-------|--------|------------------------|--------|---------|-----------|-------|-------|
|                       |   | Appeared           |        |         | Passed |        |        |               |       |        |                        |        |         |           |       |       |
|                       |   |                    |        |         | Annual |        |        | Supplementary |       |        | Annual + Supplementary |        |         |           |       |       |
|                       |   | Boys               | Girls  | Total   | Boys   | Girls  | Total  | Boys          | Girls | Total  | Boys                   | Girls  | Total   | Boys      | Girls | Total |
| 1                     | 2   | 3                  | 4      | 5       | 6      | 7      | 8      | 9             | 10    | 11     | 12                     | 13     | 14      | 15        | 16    | 17    |
| <b>Central Boards</b> |   |                    |        |         |        |        |        |               |       |        |                        |        |         |           |       |       |
| 1                     | Central Board of Secondary Education, New Delhi                   | 522111             | 364237 | 886348  | 461251 | 330392 | 791643 | 27193         | 16163 | 43356  | 488444                 | 346555 | 834999  | 93.6      | 95.1  | 94.2  |
| 2                     | Council for the Indian School Certificate Examinations, New Delhi | 63323              | 49500  | 112823  | 62029  | 48892  | 110921 |               |       |        | 62029                  | 48892  | 110921  | 98.0      | 98.8  | 98.3  |
| <b>State Boards</b>   |   |                    |        |         |        |        |        |               |       |        |                        |        |         |           |       |       |
| 3                     | Board of Secondary Education, <b>Andhra Pradesh</b>               | 738993             | 609733 | 1348726 | 521133 | 468100 | 989233 | 65337         | 44245 | 109582 | 586470                 | 512345 | 1098815 | 79.4      | 84.0  | 81.5  |
| 4                     | Board of Secondary Education <b>Assam</b>                         | 186075             | 191053 | 377128  | 114687 | 109568 | 224255 |               |       |        | 114687                 | 109568 | 224255  | 61.6      | 57.3  | 59.5  |
| 5                     | <b>Assam</b> Sanskrit Board                                       | 3600               | 3358   | 6958    | 2200   | 1524   | 3724   |               |       |        | 2200                   | 1524   | 3724    | 61.1      | 45.4  | 53.5  |
| 6                     | Banasthali Vidyapith, <b>Rajasthan #</b>                          | 20                 | 155    | 175     | 19     | 144    | 163    | 1             | 9     | 10     | 20                     | 153    | 173     | 100.0     | 98.7  | 98.9  |
| 7                     | <b>Bihar</b> School Education Board                               | 571117             | 403223 | 974340  | 412838 | 273281 | 686119 |               |       |        | 412838                 | 273281 | 686119  | 72.3      | 67.8  | 70.4  |
| 8                     | <b>Bihar</b> State Madrasa Education Board                        | 32317              | 50556  | 82873   | 29019  | 46627  | 75646  |               |       |        | 29019                  | 46627  | 75646   | 89.8      | 92.2  | 91.3  |
| 9                     | <b>Chhattisgarh</b> Board of Secondary Education                  | 171434             | 157934 | 329368  | 93990  | 87283  | 181273 | 3036          | 2302  | 5338   | 97026                  | 89585  | 186611  | 56.6      | 56.7  | 56.7  |
| 10                    | <b>Chhatisgarh</b> Madrasa Board                                  | 160                | 114    | 274     | 127    | 104    | 231    | 3             | 2     | 5      | 130                    | 106    | 236     | 81.3      | 93.0  | 86.1  |
| 11                    | <b>Chhatisgarh</b> Sanskriti Vidya Mandalam                       | 201                | 87     | 288     | 198    | 87     | 285    | 2             |       | 2      | 200                    | 87     | 287     | 99.5      | 100.0 | 99.7  |
| 12                    | <b>Goa</b> Board of Secondary & Higher Secondary Education        | 9066               | 8726   | 17792   | 7211   | 6857   | 14068  |               |       |        | 7211                   | 6857   | 14068   | 79.5      | 78.6  | 79.1  |
| 13                    | <b>Gujarat</b> Secondary & Higher Secondary Education Board       | 545166             | 320163 | 865329  | 313467 | 213311 | 526778 | 24915         | 14156 | 39071  | 338382                 | 227467 | 565849  | 62.1      | 71.0  | 65.4  |
| 14                    | Board of School Education <b>Haryana</b>                          | 181219             | 142562 | 323781  | 149588 | 118973 | 268561 |               |       |        | 149588                 | 118973 | 268561  | 82.5      | 83.5  | 82.9  |
| 15                    | <b>H.P.</b> Board of School Education                             | 72611              | 64605  | 137216  | 45238  | 41466  | 86704  | 9399          | 8599  | 17998  | 54637                  | 50065  | 104702  | 75.2      | 77.5  | 76.3  |

## RESULTS OF HIGH SCHOOL EXAMINATION- 2010

**Table 3 -Annual and Supplementary Examination Results - Regular + Private Students - All Categories**

| Sl. No. | Name of the Board   | Number of Students |         |         |         |         |         |               |       |        |                        |         |         | Pass %age |       |       |
|---------|---|--------------------|---------|---------|---------|---------|---------|---------------|-------|--------|------------------------|---------|---------|-----------|-------|-------|
|         |   | Appeared           |         |         | Passed  |         |         |               |       |        |                        |         |         |           |       |       |
|         |   |                    |         |         | Annual  |         |         | Supplementary |       |        | Annual + Supplementary |         |         |           |       |       |
|         |   | Boys               | Girls   | Total   | Boys    | Girls   | Total   | Boys          | Girls | Total  | Boys                   | Girls   | Total   | Boys      | Girls | Total |
| 1       | 2   | 3                  | 4       | 5       | 6       | 7       | 8       | 9             | 10    | 11     | 12                     | 13      | 14      | 15        | 16    | 17    |
| 16      | J.K State Board of School Education                               | 108726             | 99713   | 208439  | 42516   | 34985   | 77501   |               |       |        | 42516                  | 34985   | 77501   | 39.1      | 35.1  | 37.2  |
| 17      | Jharkhand Academic Council, Ranchi                                | 227394             | 174451  | 401845  | 174816  | 128989  | 303805  |               |       |        | 174816                 | 128989  | 303805  | 76.9      | 73.9  | 75.6  |
| 18      | Karnataka Secondary Education Examination Board                   | 395868             | 365428  | 761296  | 252326  | 256448  | 508774  | 50006         | 37822 | 87828  | 302332                 | 294270  | 596602  | 76.4      | 80.5  | 78.4  |
| 19      | Kerala Board of Public Examination                                | 227601             | 228750  | 456351  | 201304  | 210340  | 411644  | 15612         | 11059 | 26671  | 216916                 | 221399  | 438315  | 95.3      | 96.8  | 96.0  |
| 20      | Maharashtra State Board of Secondary & Higher Secondary Education | 806165             | 635008  | 1441173 | 617836  | 519440  | 1137276 | 15046         | 8912  | 23958  | 632882                 | 528352  | 1161234 | 78.5      | 83.2  | 80.6  |
| 21      | Board of Secondary Education, Madhya Pradesh                      | 511255             | 348374  | 859629  | 217543  | 161416  | 378959  | 60797         | 45338 | 106135 | 278340                 | 206754  | 485094  | 54.4      | 59.3  | 56.4  |
| 22      | Board of Secondary Education, Manipur                             | 13940              | 13096   | 27036   | 9339    | 7242    | 16581   |               |       |        | 9339                   | 7242    | 16581   | 67.0      | 55.3  | 61.3  |
| 23      | Meghalaya Board of School Education                               | 17087              | 19066   | 36153   | 7926    | 8364    | 16290   |               |       |        | 7926                   | 8364    | 16290   | 46.4      | 43.9  | 45.1  |
| 24      | Mizoram Board of School Education                                 | 7250               | 7402    | 14652   | 5049    | 4709    | 9758    | 83            | 99    | 182    | 5132                   | 4808    | 9940    | 70.8      | 65.0  | 67.8  |
| 25      | Nagaland Board of School Education                                | 9198               | 9233    | 18431   | 5565    | 5160    | 10725   |               |       |        | 5565                   | 5160    | 10725   | 60.5      | 55.9  | 58.2  |
| 26      | Board of Secondary Education, Orissa                              | 221690             | 202068  | 423758  | 154448  | 137120  | 291568  | 10507         | 8097  | 18604  | 164955                 | 145217  | 310172  | 74.4      | 71.9  | 73.2  |
| 27      | Punjab School Education Board                                     | 212136             | 170237  | 382373  | 153935  | 137231  | 291166  |               |       |        | 153935                 | 137231  | 291166  | 72.6      | 80.6  | 76.1  |
| 28      | Board of Secondary Education, Rajasthan                           | 571978             | 338802  | 910780  | 422349  | 247433  | 669782  | 9452          | 7602  | 17054  | 431801                 | 255035  | 686836  | 75.5      | 75.3  | 75.4  |
| 29      | Tamil Nadu State Board of School Examination                      | 480875             | 460648  | 941523  | 333590  | 372228  | 705818  | 24312         | 16604 | 40916  | 357902                 | 388832  | 746734  | 74.4      | 84.4  | 79.3  |
| 30      | Tripura Board of Secondary Education                              | 23313              | 20608   | 43921   | 12993   | 10242   | 23235   |               |       |        | 12993                  | 10242   | 23235   | 55.7      | 49.7  | 52.9  |
| 31      | UP Board of High School & Intermediate Education                  | 1922649            | 1382924 | 3305573 | 1267375 | 1072602 | 2339977 | 31662         | 14062 | 45724  | 1299037                | 1086664 | 2385701 | 67.6      | 78.6  | 72.2  |

## RESULTS OF HIGH SCHOOL EXAMINATION- 2010

**Table 3 -Annual and Supplementary Examination Results - Regular + Private Students - All Categories**

| Sl. No.      | Name of the Board                                     | Number of Students |                |                 |                |                |                 |               |               |               |                        |                | Pass %age       |             |             |             |
|--------------|---|--------------------|----------------|-----------------|----------------|----------------|-----------------|---------------|---------------|---------------|------------------------|----------------|-----------------|-------------|-------------|-------------|
|              |   | Appeared           |                |                 | Passed         |                |                 |               |               |               |                        |                |                 |             |             |             |
|              |   |                    |                |                 | Annual         |                |                 | Supplementary |               |               | Annual + Supplementary |                |                 |             |             |             |
|              |   | Boys               | Girls          | Total           | Boys           | Girls          | Total           | Boys          | Girls         | Total         | Boys                   | Girls          | Total           | Boys        | Girls       | Total       |
| 1            | 2   | 3                  | 4              | 5               | 6              | 7              | 8               | 9             | 10            | 11            | 12                     | 13             | 14              | 15          | 16          | 17          |
| 32           | Uttranchal Shiksha Evm<br>Pariksha Parishad           | 95533              | 81527          | 177060          | 57353          | 59255          | 116608          |               |               |               | 57353                  | 59255          | 116608          | 60.0        | 72.7        | 65.9        |
| 33           | West Bengal Board of<br>Secondary Education           | 412520             | 404925         | 817445          | 354621         | 313145         | 667766          |               |               |               | 354621                 | 313145         | 667766          | 86.0        | 77.3        | 81.7        |
| 34           | Board of Madarsa Education,<br>West Bengal, Kolkata * | 12315              | 22945          | 35260           | 9922           | 15960          | 25882           | 1190          | 3129          | 4319          | 11112                  | 19089          | 30201           | 90.2        | 83.2        | 85.7        |
| <b>Total</b> |   | <b>9374906</b>     | <b>7351211</b> | <b>16726117</b> | <b>6513801</b> | <b>5448918</b> | <b>11962719</b> | <b>348553</b> | <b>238200</b> | <b>586753</b> | <b>6862354</b>         | <b>5687118</b> | <b>12549472</b> | <b>73.2</b> | <b>77.4</b> | <b>75.0</b> |

## RESULTS OF HIGH SCHOOL EXAMINATION- 2010

**Table 4 -Annual and Supplementary Examination Results - Regular SC Students**

| Sl. No.               | Name of the Board   | Number of Students |       |        |        |       |        |               |       |       |                        |       | Pass %age |       |       |       |
|-----------------------|---|--------------------|-------|--------|--------|-------|--------|---------------|-------|-------|------------------------|-------|-----------|-------|-------|-------|
|                       |   | Appeared           |       |        | Passed |       |        |               |       |       |                        |       |           |       |       |       |
|                       |   |                    |       |        | Annual |       |        | Supplementary |       |       | Annual + Supplementary |       |           |       |       |       |
|                       |   | Boys               | Girls | Total  | Boys   | Girls | Total  | Boys          | Girls | Total | Boys                   | Girls | Total     | Boys  | Girls | Total |
| 1                     | 2   | 3                  | 4     | 5      | 6      | 7     | 8      | 9             | 10    | 11    | 12                     | 13    | 14        | 15    | 16    | 17    |
| <b>Central Boards</b> |   |                    |       |        |        |       |        |               |       |       |                        |       |           |       |       |       |
| 1                     | Central Board of Secondary Education, New Delhi                   | 30104              | 23555 | 53659  | 26909  | 21335 | 48244  | 1494          | 1232  | 2726  | 28403                  | 22567 | 50970     | 94.3  | 95.8  | 95.0  |
| 2                     | Council for the Indian School Certificate Examinations, New Delhi | 2134               | 1495  | 3629   | 2060   | 1451  | 3511   |               |       |       | 2060                   | 1451  | 3511      | 96.5  | 97.1  | 96.7  |
| <b>State Boards</b>   |   |                    |       |        |        |       |        |               |       |       |                        |       |           |       |       |       |
| 3                     | Board of Secondary Education, <b>Andhra Pradesh</b>               | 102025             | 97222 | 199247 | 77108  | 74179 | 151287 |               |       |       | 77108                  | 74179 | 151287    | 75.6  | 76.3  | 75.9  |
| 4                     | Board of Secondary Education <b>Assam</b>                         | 10402              | 10283 | 20685  | 6527   | 5513  | 12040  |               |       |       | 6527                   | 5513  | 12040     | 62.7  | 53.6  | 58.2  |
| 5                     | <b>Assam</b> Sanskrit Board                                       | 900                | 1000  | 1900   | 600    | 725   | 1325   |               |       |       | 600                    | 725   | 1325      | 66.7  | 72.5  | 69.7  |
| 6                     | Banasthali Vidyapith, <b>Rajasthan #</b>                          |                    | 6     | 6      |        | 4     | 4      |               | 2     | 2     |                        | 6     | 6         |       | 100.0 | 100.0 |
| 7                     | <b>Bihar</b> School Education Board                               | 63517              | 34868 | 98385  | 39199  | 18518 | 57717  |               |       |       | 39199                  | 18518 | 57717     | 61.7  | 53.1  | 58.7  |
| 8                     | <b>Bihar</b> State Madrasa Education Board                        |                    |       |        |        |       |        |               |       |       |                        |       |           |       |       |       |
| 9                     | <b>Chhattisgarh</b> Board of Secondary Education                  | 26558              | 23558 | 50116  | 13121  | 11418 | 24539  | 414           | 296   | 710   | 13535                  | 11714 | 25249     | 51.0  | 49.7  | 50.4  |
| 10                    | <b>Chhattisgarh</b> Madrasa Board                                 |                    | 10.00 |        |        | 10.00 |        |               |       |       |                        | 10    | 10        |       | 100.0 |       |
| 11                    | <b>Chhattisgarh</b> Sanskriti Vidya Mandalam                      | 3.00               | 1.00  |        | 3.00   | 1.00  |        |               |       |       | 3                      | 1     | 4         | 100.0 | 100.0 |       |
| 12                    | <b>Goa</b> Board of Secondary & Higher Secondary Education        | 73                 | 93    | 166    | 57     | 58    | 115    |               |       |       | 57                     | 58    | 115       | 78.1  | 62.4  | 69.3  |
| 13                    | <b>Gujarat</b> Secondary & Higher Secondary Education Board       | 50808              | 29839 | 80647  | 24389  | 16536 | 40925  | 1860          | 1102  | 2962  | 26249                  | 17638 | 43887     | 51.7  | 59.1  | 54.4  |
| 14                    | Board of School Education <b>Haryana</b>                          | 31395              | 25544 | 56939  | 23588  | 18495 | 42083  |               |       |       | 23588                  | 18495 | 42083     | 75.1  | 72.4  | 73.9  |
| 15                    | <b>H.P.</b> Board of School Education                             | 15084              | 14742 | 29826  | 9212   | 9048  | 18260  |               |       |       | 9212                   | 9048  | 18260     | 61.1  | 61.4  | 61.2  |

## RESULTS OF HIGH SCHOOL EXAMINATION- 2010

**Table 4 -Annual and Supplementary Examination Results - Regular SC Students**

| Sl. No. | Name of the Board   | Number of Students |        |        |        |        |        |               |       |       |                        |        | Pass %age |      |       |       |
|---------|---|--------------------|--------|--------|--------|--------|--------|---------------|-------|-------|------------------------|--------|-----------|------|-------|-------|
|         |   | Appeared           |        |        | Passed |        |        |               |       |       |                        |        |           |      |       |       |
|         |   |                    |        |        | Annual |        |        | Supplementary |       |       | Annual + Supplementary |        |           |      |       |       |
|         |   | Boys               | Girls  | Total  | Boys   | Girls  | Total  | Boys          | Girls | Total | Boys                   | Girls  | Total     | Boys | Girls | Total |
| 1       | 2   | 3                  | 4      | 5      | 6      | 7      | 8      | 9             | 10    | 11    | 12                     | 13     | 14        | 15   | 16    | 17    |
| 16      | J.K State Board of School Education                               |                    |        |        |        |        |        |               |       |       |                        |        |           |      |       |       |
| 17      | Jharkhand Academic Council, Ranchi                                | 18667              | 12076  | 30743  | 14160  | 8444   | 22604  |               |       |       | 14160                  | 8444   | 22604     | 75.9 | 69.9  | 73.5  |
| 18      | Karnataka Secondary Education Examination Board                   | 65976              | 59879  | 125855 | 38375  | 35859  | 74234  | 9581          | 7732  | 17313 | 47956                  | 43591  | 91547     | 72.7 | 72.8  | 72.7  |
| 19      | Kerala Board of Public Examination                                | 20935              | 21852  | 42787  | 16108  | 18342  | 34450  | 2591          | 2147  | 4738  | 18699                  | 20489  | 39188     | 89.3 | 93.8  | 91.6  |
| 20      | Maharashtra State Board of Secondary & Higher Secondary Education | 107784             | 86610  | 194394 | 74301  | 62404  | 136705 | 2422          | 1694  | 4116  | 76723                  | 64098  | 140821    | 71.2 | 74.0  | 72.4  |
| 21      | Board of Secondary Education, Madhya Pradesh                      | 71794              | 44121  | 115915 | 28898  | 19021  | 47919  | 8538          | 5671  | 14209 | 37436                  | 24692  | 62128     | 52.1 | 56.0  | 53.6  |
| 22      | Board of Secondary Education, Manipur                             | 401                | 463    | 864    | 256    | 206    | 462    |               |       |       | 256                    | 206    | 462       | 63.8 | 44.5  | 53.5  |
| 23      | Meghalaya Board of School Education                               | 74                 | 58     | 132    | 61     | 50     | 111    |               |       |       | 61                     | 50     | 111       | 82.4 | 86.2  | 84.1  |
| 24      | Mizoram Board of School Education                                 | 23                 | 18     | 41     | 21     | 17     | 38     |               |       |       | 21                     | 17     | 38        | 91.3 | 94.4  | 92.7  |
| 25      | Nagaland Board of School Education                                | 90                 | 48     | 138    | 66     | 31     | 97     |               |       |       | 66                     | 31     | 97        | 73.3 | 64.6  | 70.3  |
| 26      | Board of Secondary Education, Orissa                              | 29670              | 27484  | 57154  | 19369  | 16214  | 35583  | 1385          | 1170  | 2555  | 20754                  | 17384  | 38138     | 69.9 | 63.3  | 66.7  |
| 27      | Punjab School Education Board                                     | 43189              | 39888  | 83077  | 30504  | 30048  | 60552  |               |       |       | 30504                  | 30048  | 60552     | 70.6 | 75.3  | 72.9  |
| 28      | Board of Secondary Education, Rajasthan                           | 84911              | 45333  | 130244 | 63099  | 33332  | 96431  | 1616          | 1193  | 2809  | 64715                  | 34525  | 99240     | 76.2 | 76.2  | 76.2  |
| 29      | Tamil Nadu State Board of School Examination                      | 100449             | 108770 | 209219 | 71477  | 84288  | 155765 | 3827          | 3752  | 7579  | 75304                  | 88040  | 163344    | 75.0 | 80.9  | 78.1  |
| 30      | Tripura Board of Secondary Education                              | 3195               | 2608   | 5803   | 2170   | 1505   | 3675   |               |       |       | 2170                   | 1505   | 3675      | 67.9 | 57.7  | 63.3  |
| 31      | UP Board of High School & Intermediate Education                  | 330282             | 249162 | 579444 | 205110 | 180326 | 385436 | 5635          | 3034  | 8669  | 210745                 | 183360 | 394105    | 63.8 | 73.6  | 68.0  |

## RESULTS OF HIGH SCHOOL EXAMINATION- 2010

**Table 4 -Annual and Supplementary Examination Results - Regular SC Students**

| Sl. No.      | Name of the Board                                     | Number of Students |                |                |               |               |                |               |              |              |                        |               |                | Pass %age   |             |             |
|--------------|---|--------------------|----------------|----------------|---------------|---------------|----------------|---------------|--------------|--------------|------------------------|---------------|----------------|-------------|-------------|-------------|
|              |   | Appeared           |                |                | Passed        |               |                |               |              |              |                        |               |                |             |             |             |
|              |   |                    |                |                | Annual        |               |                | Supplementary |              |              | Annual + Supplementary |               |                |             |             |             |
|              |   | Boys               | Girls          | Total          | Boys          | Girls         | Total          | Boys          | Girls        | Total        | Boys                   | Girls         | Total          | Boys        | Girls       | Total       |
| 1            | 2   | 3                  | 4              | 5              | 6             | 7             | 8              | 9             | 10           | 11           | 12                     | 13            | 14             | 15          | 16          | 17          |
| 32           | Uttanchal Shiksha Evm<br>Pariksha Parishad            | 17550              | 14504          | 32054          | 9759          | 9817          | 19576          |               |              |              | 9759                   | 9817          | 19576          | 55.6        | 67.7        | 61.1        |
| 33           | West Bengal Board of<br>Secondary Education           | 106648             | 93617          | 200265         | 88044         | 67425         | 155469         |               |              |              | 88044                  | 67425         | 155469         | 82.6        | 72.0        | 77.6        |
| 34           | Board of Madarsa Education,<br>West Bengal, Kolkata * | 379                | 460            | 839            | 280           | 255           | 535            | 45            | 95           | 140          | 325                    | 350           | 675            | 85.8        | 76.1        | 80.5        |
| <b>Total</b> |   | <b>1335020</b>     | <b>1069167</b> | <b>2404173</b> | <b>884831</b> | <b>744875</b> | <b>1629692</b> | <b>39408</b>  | <b>29120</b> | <b>68528</b> | <b>922179</b>          | <b>773995</b> | <b>1698234</b> | <b>69.1</b> | <b>72.4</b> | <b>70.6</b> |

## RESULTS OF HIGH SCHOOL EXAMINATION- 2010

### Table 5 -Annual and Supplementary Examination Results - Private SC Students

| Sl. No.               | Name of the Board   | Number of Students |       |       |        |       |       |               |       |       |                        |       |       | Pass %age |       |       |
|-----------------------|---|--------------------|-------|-------|--------|-------|-------|---------------|-------|-------|------------------------|-------|-------|-----------|-------|-------|
|                       |   | Appeared           |       |       | Passed |       |       |               |       |       |                        |       |       |           |       |       |
|                       |   |                    |       |       | Annual |       |       | Supplementary |       |       | Annual + Supplementary |       |       |           |       |       |
|                       |   | Boys               | Girls | Total | Boys   | Girls | Total | Boys          | Girls | Total | Boys                   | Girls | Total | Boys      | Girls | Total |
| 1                     | 2   | 3                  | 4     | 5     | 6      | 7     | 8     | 9             | 10    | 11    | 12                     | 13    | 14    | 15        | 16    | 17    |
| <b>Central Boards</b> |   |                    |       |       |        |       |       |               |       |       |                        |       |       |           |       |       |
| 1                     | Central Board of Secondary Education, New Delhi                   | 1035               | 913   | 1948  | 347    | 263   | 610   | 197           | 128   | 325   | 544                    | 391   | 935   | 52.6      | 42.8  | 48.0  |
| 2                     | Council for the Indian School Certificate Examinations, New Delhi | 18                 | 9     | 27    | 11     | 5     | 16    |               |       |       | 11                     | 5     | 16    | 61.1      | 55.6  | 59.3  |
| <b>State Boards</b>   |   |                    |       |       |        |       |       |               |       |       |                        |       |       |           |       |       |
| 3                     | Board of Secondary Education, <b>Andhra Pradesh</b>               | 44099              | 24362 | 68461 | 15252  | 9988  | 25240 | 15628         | 11377 | 27005 | 30880                  | 21365 | 52245 | 70.0      | 87.7  | 76.3  |
| 4                     | Board of Secondary Education <b>Assam</b>                         | 2485               | 2318  | 4803  | 1329   | 1100  | 2429  |               |       |       | 1329                   | 1100  | 2429  | 53.5      | 47.5  | 50.6  |
| 5                     | <b>Assam</b> Sanskrit Board                                       | 400                | 700   | 1100  | 220    | 500   | 720   |               |       |       | 220                    | 500   | 720   | 55.0      | 71.4  | 65.5  |
| 6                     | Banasthali Vidyapith, <b>Rajasthan #</b>                          |                    |       |       |        |       |       |               |       |       |                        |       |       |           |       |       |
| 7                     | <b>Bihar</b> School Education Board                               | 8824               | 5605  | 14429 | 6185   | 3615  | 9800  |               |       |       | 6185                   | 3615  | 9800  | 70.1      | 64.5  | 67.9  |
| 8                     | <b>Bihar</b> State Madrasa Education Board                        |                    |       |       |        |       |       |               |       |       |                        |       |       |           |       |       |
| 9                     | <b>Chhattisgarh</b> Board of Secondary Education                  | 1222               | 952   | 2174  | 414    | 347   | 761   | 19            | 12    | 31    | 433                    | 359   | 792   | 35.4      | 37.7  | 36.4  |
| 10                    | <b>Chhattisgarh</b> Madrasa Board                                 |                    |       |       |        |       |       |               |       |       |                        |       |       |           |       |       |
| 11                    | <b>Chhattisgarh</b> Sanskriti Vidya Mandalam                      |                    |       |       |        |       |       |               |       |       |                        |       |       |           |       |       |
| 12                    | <b>Goa</b> Board of Secondary & Higher Secondary Education        |                    |       |       |        |       |       |               |       |       |                        |       |       |           |       |       |
| 13                    | <b>Gujarat</b> Secondary & Higher Secondary Education Board       | 1602               | 449   | 2051  | 419    | 157   | 576   | 26            | 8     | 34    | 445                    | 165   | 610   | 27.8      | 36.7  | 29.7  |
| 14                    | Board of School Education <b>Haryana</b>                          | 3426               | 2307  | 5733  | 2538   | 1799  | 4337  |               |       |       | 2538                   | 1799  | 4337  | 74.1      | 78.0  | 75.6  |
| 15                    | <b>H.P.</b> Board of School Education                             | 2980               | 1809  | 4789  | 1342   | 900   | 2242  | 1894          | 1727  | 3621  | 3236                   | 2627  | 5863  | 108.6     | 145.2 | 122.4 |



## RESULTS OF HIGH SCHOOL EXAMINATION- 2010

### Table 5 -Annual and Supplementary Examination Results - Private SC Students

| Sl. No. | Name of the Board   | Number of Students |       |       |        |       |       |               |       |       |                        |       |       | Pass %age |       |       |  |
|---------|---|--------------------|-------|-------|--------|-------|-------|---------------|-------|-------|------------------------|-------|-------|-----------|-------|-------|--|
|         |   | Appeared           |       |       | Passed |       |       |               |       |       |                        |       |       |           |       |       |  |
|         |   |                    |       |       | Annual |       |       | Supplementary |       |       | Annual + Supplementary |       |       |           |       |       |  |
|         |   | Boys               | Girls | Total | Boys   | Girls | Total | Boys          | Girls | Total | Boys                   | Girls | Total | Boys      | Girls | Total |  |
| 1       | 2   | 3                  | 4     | 5     | 6      | 7     | 8     | 9             | 10    | 11    | 12                     | 13    | 14    | 15        | 16    | 17    |  |
| 16      | J.K State Board of School Education                               |                    |       |       |        |       |       |               |       |       |                        |       |       |           |       |       |  |
| 17      | Jharkhand Academic Council, Ranchi                                | 7266               | 4485  | 11751 | 4869   | 2663  | 7532  |               |       |       | 4869                   | 2663  | 7532  | 67.0      | 59.4  | 64.1  |  |
| 18      | Karnataka Secondary Education Examination Board                   | 3802               | 1037  | 4839  | 105    | 80    | 185   | 614           | 205   | 819   | 719                    | 285   | 1004  | 18.9      | 27.5  | 20.7  |  |
| 19      | Kerala Board of Public Examination                                | 819                | 392   | 1211  | 402    | 229   | 631   |               |       |       | 402                    | 229   | 631   | 49.1      | 58.4  | 52.1  |  |
| 20      | Maharashtra State Board of Secondary & Higher Secondary Education | 6036               | 2786  | 8822  | 1509   | 910   | 2419  | 191           | 110   | 301   | 1700                   | 1020  | 2720  | 28.2      | 36.6  | 30.8  |  |
| 21      | Board of Secondary Education, Madhya Pradesh                      | 16300              | 9280  | 25580 | 3127   | 1636  | 4763  | 1906          | 1325  | 3231  | 5033                   | 2961  | 7994  | 30.9      | 31.9  | 31.3  |  |
| 22      | Board of Secondary Education, Manipur                             |                    |       |       |        |       |       |               |       |       |                        |       |       |           |       |       |  |
| 23      | Meghalaya Board of School Education                               | 70                 | 61    | 131   | 26     | 13    | 39    |               |       |       | 26                     | 13    | 39    | 37.1      | 21.3  | 29.8  |  |
| 24      | Mizoram Board of School Education                                 | 7                  | 8     | 15    | 1      | 3     | 4     |               |       |       | 1                      | 3     | 4     | 14.3      | 37.5  | 26.7  |  |
| 25      | Nagaland Board of School Education                                | 13                 | 13    | 26    | 4      | 2     | 6     |               |       |       | 4                      | 2     | 6     | 30.8      | 15.4  | 23.1  |  |
| 26      | Board of Secondary Education, Orissa                              | 6930               | 5261  | 12191 | 3660   | 2875  | 6535  | 619           | 430   | 1049  | 4279                   | 3305  | 7584  | 61.7      | 62.8  | 62.2  |  |
| 27      | Punjab School Education Board                                     | 7101               | 4892  | 11993 | 3593   | 2712  | 6305  |               |       |       | 3593                   | 2712  | 6305  | 50.6      | 55.4  | 52.6  |  |
| 28      | Board of Secondary Education, Rajasthan                           | 5713               | 4053  | 9766  | 450    | 387   | 837   | 135           | 107   | 242   | 585                    | 494   | 1079  | 10.2      | 12.2  | 11.0  |  |
| 29      | Tamil Nadu State Board of School Examination                      | 21053              | 10288 | 31341 | 857    | 568   | 1425  | 3341          | 2005  | 5346  | 4198                   | 2573  | 6771  | 19.9      | 25.0  | 21.6  |  |
| 30      | Tripura Board of Secondary Education                              | 1004               | 919   | 1923  | 407    | 379   | 786   |               |       |       | 407                    | 379   | 786   | 40.5      | 41.2  | 40.9  |  |
| 31      | UP Board of High School & Intermediate Education                  | 36835              | 15925 | 52760 | 22098  | 10779 | 32877 | 947           | 299   | 1246  | 23045                  | 11078 | 34123 | 62.6      | 69.6  | 64.7  |  |

## RESULTS OF HIGH SCHOOL EXAMINATION- 2010

**Table 5 -Annual and Supplementary Examination Results - Private SC Students**

| Sl. No.      | Name of the Board                                     | Number of Students |               |               |              |              |               |               |              |              |                        |              |               | Pass %age   |             |             |
|--------------|---|--------------------|---------------|---------------|--------------|--------------|---------------|---------------|--------------|--------------|------------------------|--------------|---------------|-------------|-------------|-------------|
|              |   | Appeared           |               |               | Passed       |              |               |               |              |              |                        |              |               |             |             |             |
|              |   |                    |               |               | Annual       |              |               | Supplementary |              |              | Annual + Supplementary |              |               |             |             |             |
|              |   | Boys               | Girls         | Total         | Boys         | Girls        | Total         | Boys          | Girls        | Total        | Boys                   | Girls        | Total         | Boys        | Girls       | Total       |
| 1            | 2   | 3                  | 4             | 5             | 6            | 7            | 8             | 9             | 10           | 11           | 12                     | 13           | 14            | 15          | 16          | 17          |
| 32           | Uttanchal Shiksha Evm<br>Pariksha Parishad            | 3537               | 1542          | 5079          | 1167         | 613          | 1780          |               |              |              | 1167                   | 613          | 1780          | 33.0        | 39.8        | 35.0        |
| 33           | West Bengal Board of<br>Secondary Education           |                    |               |               |              |              |               |               |              |              |                        |              |               |             |             |             |
| 34           | Board of Madarsa Education,<br>West Bengal, Kolkata * | 256                | 110           | 366           | 251          | 53           | 304           | 5             | 5            | 10           | 256                    | 58           | 314           | 100.0       | 52.7        | 85.8        |
| <b>Total</b> |   | <b>182833</b>      | <b>100476</b> | <b>283309</b> | <b>70583</b> | <b>42576</b> | <b>113159</b> | <b>25522</b>  | <b>17738</b> | <b>43260</b> | <b>96105</b>           | <b>60314</b> | <b>156419</b> | <b>52.6</b> | <b>60.0</b> | <b>55.2</b> |

*Blank row indicates that there is no provision of examination for private candidates in the Board.*

## RESULTS OF HIGH SCHOOL EXAMINATION- 2010

**Table 6 -Annual and Supplementary Examination Results - Regular + Private SC Students**

| Sl. No.               | Name of the Board   | Number of Students |        |        |        |       |        |               |       |       |                        |       | Pass %age |       |       |       |
|-----------------------|---|--------------------|--------|--------|--------|-------|--------|---------------|-------|-------|------------------------|-------|-----------|-------|-------|-------|
|                       |   | Appeared           |        |        | Passed |       |        |               |       |       |                        |       |           |       |       |       |
|                       |   |                    |        |        | Annual |       |        | Supplementary |       |       | Annual + Supplementary |       |           |       |       |       |
|                       |   | Boys               | Girls  | Total  | Boys   | Girls | Total  | Boys          | Girls | Total | Boys                   | Girls | Total     | Boys  | Girls | Total |
| 1                     | 2   | 3                  | 4      | 5      | 6      | 7     | 8      | 9             | 10    | 11    | 12                     | 13    | 14        | 15    | 16    | 17    |
| <b>Central Boards</b> |   |                    |        |        |        |       |        |               |       |       |                        |       |           |       |       |       |
| 1                     | Central Board of Secondary Education, New Delhi                   | 31139              | 24468  | 55607  | 27256  | 21598 | 48854  | 1691          | 1360  | 3051  | 28947                  | 22958 | 51905     | 93.0  | 93.8  | 93.3  |
| 2                     | Council for the Indian School Certificate Examinations, New Delhi | 2152               | 1504   | 3656   | 2071   | 1456  | 3527   |               |       |       | 2071                   | 1456  | 3527      | 96.2  | 96.8  | 96.5  |
| <b>State Boards</b>   |   |                    |        |        |        |       |        |               |       |       |                        |       |           |       |       |       |
| 3                     | Board of Secondary Education, <b>Andhra Pradesh</b>               | 146124             | 121584 | 267708 | 92360  | 84167 | 176527 | 15628         | 11377 | 27005 | 107988                 | 95544 | 203532    | 73.9  | 78.6  | 76.0  |
| 4                     | Board of Secondary Education <b>Assam</b>                         | 12887              | 12601  | 25488  | 7856   | 6613  | 14469  |               |       |       | 7856                   | 6613  | 14469     | 61.0  | 52.5  | 56.8  |
| 5                     | <b>Assam</b> Sanskrit Board                                       | 1300               | 1700   | 3000   | 820    | 1225  | 2045   |               |       |       | 820                    | 1225  | 2045      | 63.1  | 72.1  | 68.2  |
| 6                     | Banasthali Vidyapith, <b>Rajasthan #</b>                          |                    | 6      | 6      |        | 4     | 4      |               | 2     | 2     |                        | 6     | 6         |       | 100.0 | 100.0 |
| 7                     | <b>Bihar</b> School Education Board                               | 72341              | 40473  | 112814 | 45384  | 22133 | 67517  |               |       |       | 45384                  | 22133 | 67517     | 62.7  | 54.7  | 59.8  |
| 8                     | <b>Bihar</b> State Madrasa Education Board                        |                    |        |        |        |       |        |               |       |       |                        |       |           |       |       |       |
| 9                     | <b>Chhattisgarh</b> Board of Secondary Education                  | 27780              | 24510  | 52290  | 13535  | 11765 | 25300  | 433           | 308   | 741   | 13968                  | 12073 | 26041     | 50.3  | 49.3  | 49.8  |
| 10                    | <b>Chhattisgarh</b> Madrasa Board                                 |                    | 10     | 10     |        | 10    | 10     |               |       |       |                        | 10    | 10        |       | 100.0 | 100.0 |
| 11                    | <b>Chhattisgarh</b> Sanskriti Vidya Mandalam                      | 3                  | 1      | 4      | 3      | 1     | 4      |               |       |       | 3                      | 1     | 4         | 100.0 | 100.0 | 100.0 |
| 12                    | <b>Goa</b> Board of Secondary & Higher Secondary Education        | 73                 | 93     | 166    | 57     | 58    | 115    |               |       |       | 57                     | 58    | 115       | 78.1  | 62.4  | 69.3  |
| 13                    | <b>Gujarat</b> Secondary & Higher Secondary Education Board       | 52410              | 30288  | 82698  | 24808  | 16693 | 41501  | 1886          | 1110  | 2996  | 26694                  | 17803 | 44497     | 50.9  | 58.8  | 53.8  |
| 14                    | Board of School Education <b>Haryana</b>                          | 34821              | 27851  | 62672  | 26126  | 20294 | 46420  |               |       |       | 26126                  | 20294 | 46420     | 75.0  | 72.9  | 74.1  |
| 15                    | <b>H.P.</b> Board of School Education                             | 18064              | 16551  | 34615  | 10554  | 9948  | 20502  | 1894          | 1727  | 3621  | 12448                  | 11675 | 24123     | 68.9  | 70.5  | 69.7  |

## RESULTS OF HIGH SCHOOL EXAMINATION- 2010

**Table 6 -Annual and Supplementary Examination Results - Regular + Private SC Students**

| Sl. No. | Name of the Board   | Number of Students |        |        |        |        |        |               |       |       |                        |        | Pass %age |      |       |       |
|---------|---|--------------------|--------|--------|--------|--------|--------|---------------|-------|-------|------------------------|--------|-----------|------|-------|-------|
|         |   | Appeared           |        |        | Passed |        |        |               |       |       |                        |        |           |      |       |       |
|         |   |                    |        |        | Annual |        |        | Supplementary |       |       | Annual + Supplementary |        |           |      |       |       |
|         |   | Boys               | Girls  | Total  | Boys   | Girls  | Total  | Boys          | Girls | Total | Boys                   | Girls  | Total     | Boys | Girls | Total |
| 1       | 2   | 3                  | 4      | 5      | 6      | 7      | 8      | 9             | 10    | 11    | 12                     | 13     | 14        | 15   | 16    | 17    |
| 16      | J.K State Board of School Education                               |                    |        |        |        |        |        |               |       |       |                        |        |           |      |       |       |
| 17      | Jharkhand Academic Council, Ranchi                                | 25933              | 16561  | 42494  | 19029  | 11107  | 30136  |               |       |       | 19029                  | 11107  | 30136     | 73.4 | 67.1  | 70.9  |
| 18      | Karnataka Secondary Education Examination Board                   | 69778              | 60916  | 130694 | 38480  | 35939  | 74419  | 10195         | 7937  | 18132 | 48675                  | 43876  | 92551     | 69.8 | 72.0  | 70.8  |
| 19      | Kerala Board of Public Examination                                | 21754              | 22244  | 43998  | 16510  | 18571  | 35081  | 2591          | 2147  | 4738  | 19101                  | 20718  | 39819     | 87.8 | 93.1  | 90.5  |
| 20      | Maharashtra State Board of Secondary & Higher Secondary Education | 113820             | 89396  | 203216 | 75810  | 63314  | 139124 | 2613          | 1804  | 4417  | 78423                  | 65118  | 143541    | 68.9 | 72.8  | 70.6  |
| 21      | Board of Secondary Education, Madhya Pradesh                      | 88094              | 53401  | 141495 | 32025  | 20657  | 52682  | 10444         | 6996  | 17440 | 42469                  | 27653  | 70122     | 48.2 | 51.8  | 49.6  |
| 22      | Board of Secondary Education, Manipur                             | 401                | 463    | 864    | 256    | 206    | 462    |               |       |       | 256                    | 206    | 462       | 63.8 | 44.5  | 53.5  |
| 23      | Meghalaya Board of School Education                               | 144                | 119    | 263    | 87     | 63     | 150    |               |       |       | 87                     | 63     | 150       | 60.4 | 52.9  | 57.0  |
| 24      | Mizoram Board of School Education                                 | 30                 | 26     | 56     | 22     | 20     | 42     |               |       |       | 22                     | 20     | 42        | 73.3 | 76.9  | 75.0  |
| 25      | Nagaland Board of School Education                                | 103                | 61     | 164    | 70     | 33     | 103    |               |       |       | 70                     | 33     | 103       | 68.0 | 54.1  | 62.8  |
| 26      | Board of Secondary Education, Orissa                              | 36600              | 32745  | 69345  | 23029  | 19089  | 42118  | 2004          | 1600  | 3604  | 25033                  | 20689  | 45722     | 68.4 | 63.2  | 65.9  |
| 27      | Punjab School Education Board                                     | 50290              | 44780  | 95070  | 34097  | 32760  | 66857  |               |       |       | 34097                  | 32760  | 66857     | 67.8 | 73.2  | 70.3  |
| 28      | Board of Secondary Education, Rajasthan                           | 90624              | 49386  | 140010 | 63549  | 33719  | 97268  | 1751          | 1300  | 3051  | 65300                  | 35019  | 100319    | 72.1 | 70.9  | 71.7  |
| 29      | Tamil Nadu State Board of School Examination                      | 121502             | 119058 | 240560 | 72334  | 84856  | 157190 | 7168          | 5757  | 12925 | 79502                  | 90613  | 170115    | 65.4 | 76.1  | 70.7  |
| 30      | Tripura Board of Secondary Education                              | 4199               | 3527   | 7726   | 2577   | 1884   | 4461   |               |       |       | 2577                   | 1884   | 4461      | 61.4 | 53.4  | 57.7  |
| 31      | UP Board of High School & Intermediate Education                  | 367117             | 265087 | 632204 | 227208 | 191105 | 418313 | 6582          | 3333  | 9915  | 233790                 | 194438 | 428228    | 63.7 | 73.3  | 67.7  |

## RESULTS OF HIGH SCHOOL EXAMINATION- 2010

**Table 6 -Annual and Supplementary Examination Results - Regular + Private SC Students**

| Sl. No.      | Name of the Board                                     | Number of Students |                |                |               |               |                |               |              |               |                        |               |                | Pass %age   |             |             |
|--------------|---|--------------------|----------------|----------------|---------------|---------------|----------------|---------------|--------------|---------------|------------------------|---------------|----------------|-------------|-------------|-------------|
|              |   | Appeared           |                |                | Passed        |               |                |               |              |               |                        |               |                |             |             |             |
|              |   |                    |                |                | Annual        |               |                | Supplementary |              |               | Annual + Supplementary |               |                |             |             |             |
|              |   | Boys               | Girls          | Total          | Boys          | Girls         | Total          | Boys          | Girls        | Total         | Boys                   | Girls         | Total          | Boys        | Girls       | Total       |
| 1            | 2   | 3                  | 4              | 5              | 6             | 7             | 8              | 9             | 10           | 11            | 12                     | 13            | 14             | 15          | 16          | 17          |
| 32           | Uttanchal Shiksha Evm<br>Pariksha Parishad            | 21087              | 16046          | 37133          | 10926         | 10430         | 21356          |               |              |               | 10926                  | 10430         | 21356          | 51.8        | 65.0        | 57.5        |
| 33           | West Bengal Board of<br>Secondary Education           | 106648             | 93617          | 200265         | 88044         | 67425         | 155469         |               |              |               | 88044                  | 67425         | 155469         | 82.6        | 72.0        | 77.6        |
| 34           | Board of Madarsa Education,<br>West Bengal, Kolkata * | 635                | 570            | 1205           | 531           | 308           | 839            | 50            | 100          | 150           | 581                    | 408           | 989            | 91.5        | 71.6        | 82.1        |
| <b>Total</b> |   | <b>1517853</b>     | <b>1169643</b> | <b>2687496</b> | <b>955414</b> | <b>787451</b> | <b>1742865</b> | <b>64930</b>  | <b>46858</b> | <b>111788</b> | <b>1020344</b>         | <b>834309</b> | <b>1854653</b> | <b>67.2</b> | <b>71.3</b> | <b>69.0</b> |

## RESULTS OF HIGH SCHOOL EXAMINATION- 2010

**Table 7 -Annual and Supplementary Examination Results - Regular ST Students**

| Sl. No.               | Name of the Board   | Number of Students |       |        |        |       |       |               |       |       |                        |       |       | Pass %age |       |       |
|-----------------------|---|--------------------|-------|--------|--------|-------|-------|---------------|-------|-------|------------------------|-------|-------|-----------|-------|-------|
|                       |   | Appeared           |       |        | Passed |       |       |               |       |       |                        |       |       |           |       |       |
|                       |   |                    |       |        | Annual |       |       | Supplementary |       |       | Annual + Supplementary |       |       |           |       |       |
|                       |   | Boys               | Girls | Total  | Boys   | Girls | Total | Boys          | Girls | Total | Boys                   | Girls | Total | Boys      | Girls | Total |
| 1                     | 2   | 3                  | 4     | 5      | 6      | 7     | 8     | 9             | 10    | 11    | 12                     | 13    | 14    | 15        | 16    | 17    |
| <b>Central Boards</b> |   |                    |       |        |        |       |       |               |       |       |                        |       |       |           |       |       |
| 1                     | Central Board of Secondary Education, New Delhi                   | 15948              | 12667 | 28615  | 11052  | 8360  | 19412 | 2554          | 2339  | 4893  | 13606                  | 10699 | 24305 | 85.3      | 84.5  | 84.9  |
| 2                     | Council for the Indian School Certificate Examinations, New Delhi | 1831               | 1616  | 3447   | 1789   | 1583  | 3372  |               |       |       | 1789                   | 1583  | 3372  | 97.7      | 98.0  | 97.8  |
| <b>State Boards</b>   |   |                    |       |        |        |       |       |               |       |       |                        |       |       |           |       |       |
| 3                     | Board of Secondary Education, <b>Andhra Pradesh</b>               | 37937              | 32610 | 70547  | 30553  | 25708 | 56261 |               |       |       | 30553                  | 25708 | 56261 | 80.5      | 78.8  | 79.7  |
| 4                     | Board of Secondary Education <b>Assam</b>                         | 19545              | 19081 | 38626  | 11294  | 9648  | 20942 |               |       |       | 11294                  | 9648  | 20942 | 57.8      | 50.6  | 54.2  |
| 5                     | <b>Assam</b> Sanskrit Board                                       | 520                | 580   | 1100   | 245    | 360   | 605   |               |       |       | 245                    | 360   | 605   | 47.1      | 62.1  | 55.0  |
| 6                     | Banasthali Vidyapith, <b>Rajasthan #</b>                          | 1                  | 14    | 15     | 1      | 10    | 11    |               | 3     | 3     | 1                      | 13    | 14    | 100.0     | 92.9  | 93.3  |
| 7                     | <b>Bihar</b> School Education Board                               | 6211               | 3308  | 9519   | 3807   | 1933  | 5740  |               |       |       | 3807                   | 1933  | 5740  | 61.3      | 58.4  | 60.3  |
| 8                     | <b>Bihar</b> State Madrasa Education Board                        |                    |       |        |        |       |       |               |       |       |                        |       |       |           |       |       |
| 9                     | <b>Chhattisgarh</b> Board of Secondary Education                  | 44937              | 41950 | 86887  | 21763  | 19631 | 41394 | 798           | 548   | 1346  | 22561                  | 20179 | 42740 | 50.2      | 48.1  | 49.2  |
| 10                    | <b>Chhattisgarh</b> Madrasa Board                                 |                    | 5.00  |        |        | 5.00  |       |               |       |       |                        | 5     | 5     |           | 100.0 |       |
| 11                    | <b>Chhattisgarh</b> Sanskriti Vidya Mandalam                      | 78                 | 64    | 142    | 78     | 64    | 142   |               |       |       | 78                     | 64    | 142   | 100.0     | 100.0 | 100.0 |
| 12                    | <b>Goa</b> Board of Secondary & Higher Secondary Education        | 550                | 590   | 1140   | 415    | 410   | 825   |               |       |       | 415                    | 410   | 825   | 75.5      | 69.5  | 72.4  |
| 13                    | <b>Gujarat</b> Secondary & Higher Secondary Education Board       | 67780              | 50115 | 117895 | 32533  | 28156 | 60689 | 2839          | 1901  | 4740  | 35372                  | 30057 | 65429 | 52.2      | 60.0  | 55.5  |
| 14                    | Board of School Education <b>Haryana</b>                          | 174                | 97    | 271    | 132    | 74    | 206   |               |       |       | 132                    | 74    | 206   | 75.9      | 76.3  | 76.0  |
| 15                    | <b>H.P.</b> Board of School Education                             | 3531               | 3265  | 6796   | 2380   | 2212  | 4592  |               |       |       | 2380                   | 2212  | 4592  | 67.4      | 67.7  | 67.6  |

## RESULTS OF HIGH SCHOOL EXAMINATION- 2010

**Table 7 -Annual and Supplementary Examination Results - Regular ST Students**

| Sl. No. | Name of the Board   | Number of Students |       |        |        |       |       |               |       |       |                        |       |       | Pass %age |       |       |  |
|---------|---|--------------------|-------|--------|--------|-------|-------|---------------|-------|-------|------------------------|-------|-------|-----------|-------|-------|--|
|         |   | Appeared           |       |        | Passed |       |       |               |       |       |                        |       |       |           |       |       |  |
|         |   |                    |       |        | Annual |       |       | Supplementary |       |       | Annual + Supplementary |       |       |           |       |       |  |
|         |   | Boys               | Girls | Total  | Boys   | Girls | Total | Boys          | Girls | Total | Boys                   | Girls | Total | Boys      | Girls | Total |  |
| 1       | 2   | 3                  | 4     | 5      | 6      | 7     | 8     | 9             | 10    | 11    | 12                     | 13    | 14    | 15        | 16    | 17    |  |
| 16      | J.K State Board of School Education                               |                    |       |        |        |       |       |               |       |       |                        |       |       |           |       |       |  |
| 17      | Jharkhand Academic Council, Ranchi                                | 35300              | 28232 | 63532  | 26091  | 19987 | 46078 |               |       |       | 26091                  | 19987 | 46078 | 73.9      | 70.8  | 72.5  |  |
| 18      | Karnataka Secondary Education Examination Board                   | 23955              | 21210 | 45165  | 13792  | 12930 | 26722 | 3169          | 2475  | 5644  | 16961                  | 15405 | 32366 | 70.8      | 72.6  | 71.7  |  |
| 19      | Kerala Board of Public Examination                                | 2529               | 2838  | 5367   | 1897   | 2307  | 4204  | 327           | 300   | 627   | 2224                   | 2607  | 4831  | 87.9      | 91.9  | 90.0  |  |
| 20      | Maharashtra State Board of Secondary & Higher Secondary Education | 52565              | 36975 | 89540  | 39703  | 28669 | 68372 | 900           | 588   | 1488  | 40603                  | 29257 | 69860 | 77.2      | 79.1  | 78.0  |  |
| 21      | Board of Secondary Education, Madhya Pradesh                      | 54702              | 39554 | 94256  | 21069  | 13991 | 35060 | 6179          | 4748  | 10927 | 27248                  | 18739 | 45987 | 49.8      | 47.4  | 48.8  |  |
| 22      | Board of Secondary Education, Manipur                             | 4803               | 4751  | 9554   | 3582   | 3117  | 6699  |               |       |       | 3582                   | 3117  | 6699  | 74.6      | 65.6  | 70.1  |  |
| 23      | Meghalaya Board of School Education                               | 5966               | 6918  | 12884  | 4459   | 4845  | 9304  |               |       |       | 4459                   | 4845  | 9304  | 74.7      | 70.0  | 72.2  |  |
| 24      | Mizoram Board of School Education                                 | 4837               | 5038  | 9875   | 4057   | 3943  | 8000  | 49            | 70    | 119   | 4106                   | 4013  | 8119  | 84.9      | 79.7  | 82.2  |  |
| 25      | Nagaland Board of School Education                                | 6714               | 6658  | 13372  | 4529   | 4215  | 8744  |               |       |       | 4529                   | 4215  | 8744  | 67.5      | 63.3  | 65.4  |  |
| 26      | Board of Secondary Education, Orissa                              | 28445              | 24325 | 52770  | 17200  | 13789 | 30989 | 1255          | 993   | 2248  | 18455                  | 14782 | 33237 | 64.9      | 60.8  | 63.0  |  |
| 27      | Punjab School Education Board                                     | 88                 | 66    | 154    | 57     | 54    | 111   |               |       |       | 57                     | 54    | 111   | 64.8      | 81.8  | 72.1  |  |
| 28      | Board of Secondary Education, Rajasthan                           | 64790              | 37998 | 102788 | 41850  | 23058 | 64908 | 1619          | 1129  | 2748  | 43469                  | 24187 | 67656 | 67.1      | 63.7  | 65.8  |  |
| 29      | Tamil Nadu State Board of School Examination                      | 3465               | 3259  | 6724   | 2519   | 2417  | 4936  | 104           | 75    | 179   | 2623                   | 2492  | 5115  | 75.7      | 76.5  | 76.1  |  |
| 30      | Tripura Board of Secondary Education                              | 4485               | 3642  | 8127   | 1710   | 1015  | 2725  |               |       |       | 1710                   | 1015  | 2725  | 38.1      | 27.9  | 33.5  |  |
| 31      | UP Board of High School & Intermediate Education                  | 9800               | 6550  | 16350  | 6340   | 4767  | 11107 | 83            | 40    | 123   | 6423                   | 4807  | 11230 | 65.5      | 73.4  | 68.7  |  |

## RESULTS OF HIGH SCHOOL EXAMINATION- 2010

**Table 7 -Annual and Supplementary Examination Results - Regular ST Students**

| Sl. No.      | Name of the Board                                     | Number of Students |               |               |               |               |               |               |              |              |                        |               |               | Pass %age   |             |             |
|--------------|---|--------------------|---------------|---------------|---------------|---------------|---------------|---------------|--------------|--------------|------------------------|---------------|---------------|-------------|-------------|-------------|
|              |   | Appeared           |               |               | Passed        |               |               |               |              |              |                        |               |               |             |             |             |
|              |   |                    |               |               | Annual        |               |               | Supplementary |              |              | Annual + Supplementary |               |               |             |             |             |
|              |   | Boys               | Girls         | Total         | Boys          | Girls         | Total         | Boys          | Girls        | Total        | Boys                   | Girls         | Total         | Boys        | Girls       | Total       |
| 1            | 2   | 3                  | 4             | 5             | 6             | 7             | 8             | 9             | 10           | 11           | 12                     | 13            | 14            | 15          | 16          | 17          |
| 32           | Uttranchal Shiksha Evm<br>Pariksha Parishad           | 2780               | 2989          | 5769          | 1689          | 2111          | 3800          |               |              |              | 1689                   | 2111          | 3800          | 60.8        | 70.6        | 65.9        |
| 33           | West Bengal Board of<br>Secondary Education           | 19885              | 15783         | 35668         | 13884         | 9081          | 22965         |               |              |              | 13884                  | 9081          | 22965         | 69.8        | 57.5        | 64.4        |
| 34           | Board of Madarsa Education,<br>West Bengal, Kolkata * | 117                | 113           | 230           | 72            | 60            | 132           | 30            | 30           | 60           | 102                    | 90            | 192           | 87.2        | 79.6        | 83.5        |
| <b>Total</b> |   | <b>524269</b>      | <b>412861</b> | <b>937125</b> | <b>320542</b> | <b>248510</b> | <b>569047</b> | <b>19906</b>  | <b>15239</b> | <b>35145</b> | <b>340448</b>          | <b>263749</b> | <b>604197</b> | <b>64.9</b> | <b>63.9</b> | <b>64.5</b> |



## RESULTS OF HIGH SCHOOL EXAMINATION- 2010

**Table 8 - Annual and Supplementary Examination Results - Private ST Students**

| Sl. No.               | Name of the Board   | Number of Students |       |       |        |       |       |               |       |       |                        |       |       | Pass %age |       |       |
|-----------------------|---|--------------------|-------|-------|--------|-------|-------|---------------|-------|-------|------------------------|-------|-------|-----------|-------|-------|
|                       |   | Appeared           |       |       | Passed |       |       |               |       |       |                        |       |       |           |       |       |
|                       |   |                    |       |       | Annual |       |       | Supplementary |       |       | Annual + Supplementary |       |       |           |       |       |
|                       |   | Boys               | Girls | Total | Boys   | Girls | Total | Boys          | Girls | Total | Boys                   | Girls | Total | Boys      | Girls | Total |
| 1                     | 2   | 3                  | 4     | 5     | 6      | 7     | 8     | 9             | 10    | 11    | 12                     | 13    | 14    | 15        | 16    | 17    |
| <b>Central Boards</b> |   |                    |       |       |        |       |       |               |       |       |                        |       |       |           |       |       |
| 1                     | Central Board of Secondary Education, New Delhi                   | 1019               | 919   | 1938  | 347    | 314   | 661   | 244           | 269   | 513   | 591                    | 583   | 1174  | 58.0      | 63.4  | 60.6  |
| 2                     | Council for the Indian School Certificate Examinations, New Delhi | 23                 | 15    | 38    | 14     | 10    | 24    |               |       |       | 14                     | 10    | 24    | 60.9      | 66.7  | 63.2  |
| <b>State Boards</b>   |   |                    |       |       |        |       |       |               |       |       |                        |       |       |           |       |       |
| 3                     | Board of Secondary Education, <b>Andhra Pradesh</b>               | 13263              | 6911  | 20174 | 4602   | 2549  | 7151  | 5063          | 3496  | 8559  | 9665                   | 6045  | 15710 | 72.9      | 87.5  | 77.9  |
| 4                     | Board of Secondary Education <b>Assam</b>                         | 6809               | 6263  | 13072 | 3796   | 2937  | 6733  |               |       |       | 3796                   | 2937  | 6733  | 55.7      | 46.9  | 51.5  |
| 5                     | <b>Assam</b> Sanskrit Board                                       | 198                | 215   | 413   | 110    | 125   | 235   |               |       |       | 110                    | 125   | 235   | 55.6      | 58.1  | 56.9  |
| 6                     | Banasthali Vidyapith, <b>Rajasthan #</b>                          |                    |       |       |        |       |       |               |       |       |                        |       |       |           |       |       |
| 7                     | <b>Bihar</b> School Education Board                               | 997                | 751   | 1748  | 697    | 547   | 1244  |               |       |       | 697                    | 547   | 1244  | 69.9      | 72.8  | 71.2  |
| 8                     | <b>Bihar</b> State Madrasa Education Board                        |                    |       |       |        |       |       |               |       |       |                        |       |       |           |       |       |
| 9                     | <b>Chhattisgarh</b> Board of Secondary Education                  | 450                | 311   | 761   | 165    | 130   | 295   | 13            | 4     | 17    | 178                    | 134   | 312   | 39.6      | 43.1  | 41.0  |
| 10                    | <b>Chhattisgarh</b> Madrasa Board                                 |                    |       |       |        |       |       |               |       |       |                        |       |       |           |       |       |
| 11                    | <b>Chhattisgarh</b> Sanskriti Vidya Mandalam                      | 5                  | 2     | 7     | 5      | 2     | 7     |               |       |       | 5                      | 2     | 7     | 100.0     | 100.0 | 100.0 |
| 12                    | <b>Goa</b> Board of Secondary & Higher Secondary Education        |                    |       |       |        |       |       |               |       |       |                        |       |       |           |       |       |
| 13                    | <b>Gujarat</b> Secondary & Higher Secondary Education Board       | 842                | 367   | 1209  | 225    | 155   | 380   | 31            | 18    | 49    | 256                    | 173   | 429   | 30.4      | 47.1  | 35.5  |
| 14                    | Board of School Education <b>Haryana</b>                          | 3530               | 1919  | 5449  | 2631   | 1564  | 4195  |               |       |       | 2631                   | 1564  | 4195  | 74.5      | 81.5  | 77.0  |
| 15                    | <b>H.P.</b> Board of School Education                             | 901                | 518   | 1419  | 415    | 249   | 664   | 102           | 84    | 186   | 517                    | 333   | 850   | 57.4      | 64.3  | 59.9  |

## RESULTS OF HIGH SCHOOL EXAMINATION- 2010

### Table 8 - Annual and Supplementary Examination Results - Private ST Students

| Sl. No. | Name of the Board   | Number of Students |       |       |        |       |       |               |       |       |                        |       |       | Pass %age |       |       |  |
|---------|---|--------------------|-------|-------|--------|-------|-------|---------------|-------|-------|------------------------|-------|-------|-----------|-------|-------|--|
|         |   | Appeared           |       |       | Passed |       |       |               |       |       |                        |       |       |           |       |       |  |
|         |   |                    |       |       | Annual |       |       | Supplementary |       |       | Annual + Supplementary |       |       |           |       |       |  |
|         |   | Boys               | Girls | Total | Boys   | Girls | Total | Boys          | Girls | Total | Boys                   | Girls | Total | Boys      | Girls | Total |  |
| 1       | 2   | 3                  | 4     | 5     | 6      | 7     | 8     | 9             | 10    | 11    | 12                     | 13    | 14    | 15        | 16    | 17    |  |
| 16      | J.K State Board of School Education                               |                    |       |       |        |       |       |               |       |       |                        |       |       |           |       |       |  |
| 17      | Jharkhand Academic Council, Ranchi                                | 14340              | 10129 | 24469 | 9389   | 6347  | 15736 |               |       |       | 9389                   | 6347  | 15736 | 65.5      | 62.7  | 64.3  |  |
| 18      | Karnataka Secondary Education Examination Board                   | 927                | 242   | 1169  | 24     | 21    | 45    | 145           | 42    | 187   | 169                    | 63    | 232   | 18.2      | 26.0  | 19.8  |  |
| 19      | Kerala Board of Public Examination                                | 361                | 128   | 489   | 115    | 64    | 179   |               |       |       | 115                    | 64    | 179   | 31.9      | 50.0  | 36.6  |  |
| 20      | Maharashtra State Board of Secondary & Higher Secondary Education | 1341               | 513   | 1854  | 375    | 180   | 555   | 44            | 21    | 65    | 419                    | 201   | 620   | 31.2      | 39.2  | 33.4  |  |
| 21      | Board of Secondary Education, Madhya Pradesh                      | 13478              | 6813  | 20291 | 2220   | 1051  | 3271  | 1399          | 711   | 2110  | 3619                   | 1762  | 5381  | 26.9      | 25.9  | 26.5  |  |
| 22      | Board of Secondary Education, Manipur                             |                    |       |       |        |       |       |               |       |       |                        |       |       |           |       |       |  |
| 23      | Meghalaya Board of School Education                               | 9207               | 10522 | 19729 | 2192   | 2592  | 4784  |               |       |       | 2192                   | 2592  | 4784  | 23.8      | 24.6  | 24.2  |  |
| 24      | Mizoram Board of School Education                                 | 2236               | 2226  | 4462  | 887    | 687   | 1574  | 29            | 26    | 55    | 916                    | 713   | 1629  | 41.0      | 32.0  | 36.5  |  |
| 25      | Nagaland Board of School Education                                | 1599               | 1851  | 3450  | 439    | 472   | 911   |               |       |       | 439                    | 472   | 911   | 27.5      | 25.5  | 26.4  |  |
| 26      | Board of Secondary Education, Orissa                              | 7647               | 5653  | 13300 | 3591   | 2621  | 6212  | 712           | 520   | 1232  | 4303                   | 3141  | 7444  | 56.3      | 55.6  | 56.0  |  |
| 27      | Punjab School Education Board                                     | 25                 | 89    | 114   | 16     | 83    | 99    |               |       |       | 16                     | 83    | 99    | 64.0      | 93.3  | 86.8  |  |
| 28      | Board of Secondary Education, Rajasthan                           | 4741               | 3337  | 8078  | 258    | 200   | 458   | 74            | 52    | 126   | 332                    | 252   | 584   | 7.0       | 7.6   | 7.2   |  |
| 29      | Tamil Nadu State Board of School Examination                      | 683                | 343   | 1026  | 54     | 32    | 86    | 101           | 104   | 205   | 155                    | 136   | 291   | 22.7      | 39.7  | 28.4  |  |
| 30      | Tripura Board of Secondary Education                              | 3100               | 2704  | 5804  | 834    | 680   | 1514  |               |       |       | 834                    | 680   | 1514  | 26.9      | 25.1  | 26.1  |  |
| 31      | UP Board of High School & Intermediate Education                  | 842                | 327   | 1169  | 543    | 220   | 763   | 10            | 4     | 14    | 553                    | 224   | 777   | 65.7      | 68.5  | 66.5  |  |

## RESULTS OF HIGH SCHOOL EXAMINATION- 2010

**Table 8 -Annual and Supplementary Examination Results - Private ST Students**

| Sl. No.      | Name of the Board                                     | Number of Students |              |               |              |              |              |               |             |              |                        |              |              | Pass %age   |             |             |
|--------------|---|--------------------|--------------|---------------|--------------|--------------|--------------|---------------|-------------|--------------|------------------------|--------------|--------------|-------------|-------------|-------------|
|              |   | Appeared           |              |               | Passed       |              |              |               |             |              |                        |              |              |             |             |             |
|              |   |                    |              |               | Annual       |              |              | Supplementary |             |              | Annual + Supplementary |              |              |             |             |             |
|              |   | Boys               | Girls        | Total         | Boys         | Girls        | Total        | Boys          | Girls       | Total        | Boys                   | Girls        | Total        | Boys        | Girls       | Total       |
| 1            | 2   | 3                  | 4            | 5             | 6            | 7            | 8            | 9             | 10          | 11           | 12                     | 13           | 14           | 15          | 16          | 17          |
| 32           | Uttanchal Shiksha Evm<br>Pariksha Parishad            | 625                | 409          | 1034          | 203          | 198          | 401          |               |             |              | 203                    | 198          | 401          | 32.5        | 48.4        | 38.8        |
| 33           | West Bengal Board of<br>Secondary Education           |                    |              |               |              |              |              |               |             |              |                        |              |              |             |             |             |
| 34           | Board of Madarsa Education,<br>West Bengal, Kolkata * | 32                 | 28           | 60            | 19           | 9            | 28           | 2             |             | 2            | 21                     | 9            | 30           | 65.6        | 32.1        | 50.0        |
| <b>Total</b> |   | <b>89221</b>       | <b>63505</b> | <b>152726</b> | <b>34166</b> | <b>24039</b> | <b>58205</b> | <b>7969</b>   | <b>5351</b> | <b>13320</b> | <b>42135</b>           | <b>29390</b> | <b>71525</b> | <b>47.2</b> | <b>46.3</b> | <b>46.8</b> |

*Blank row indicates that there is no provision of examination for private candidates in the Board.*

## RESULTS OF HIGH SCHOOL EXAMINATION- 2010

**Table 9 - Annual and Supplementary Examination Results - Regular + Private ST Students**

| Sl. No.               | Name of the Board   | Number of Students |       |        |        |       |       |               |       |       |                        |       |       | Pass %age |       |       |
|-----------------------|---|--------------------|-------|--------|--------|-------|-------|---------------|-------|-------|------------------------|-------|-------|-----------|-------|-------|
|                       |   | Appeared           |       |        | Passed |       |       |               |       |       |                        |       |       |           |       |       |
|                       |   |                    |       |        | Annual |       |       | Supplementary |       |       | Annual + Supplementary |       |       |           |       |       |
|                       |   | Boys               | Girls | Total  | Boys   | Girls | Total | Boys          | Girls | Total | Boys                   | Girls | Total | Boys      | Girls | Total |
| 1                     | 2   | 3                  | 4     | 5      | 6      | 7     | 8     | 9             | 10    | 11    | 12                     | 13    | 14    | 15        | 16    | 17    |
| <b>Central Boards</b> |   |                    |       |        |        |       |       |               |       |       |                        |       |       |           |       |       |
| 1                     | Central Board of Secondary Education, New Delhi                   | 16967              | 13586 | 30553  | 11399  | 8674  | 20073 | 2798          | 2608  | 5406  | 14197                  | 11282 | 25479 | 83.7      | 83.0  | 83.4  |
| 2                     | Council for the Indian School Certificate Examinations, New Delhi | 1854               | 1631  | 3485   | 1803   | 1593  | 3396  |               |       |       | 1803                   | 1593  | 3396  | 97.2      | 97.7  | 97.4  |
| <b>State Boards</b>   |   |                    |       |        |        |       |       |               |       |       |                        |       |       |           |       |       |
| 3                     | Board of Secondary Education, <b>Andhra Pradesh</b>               | 51200              | 39521 | 90721  | 35155  | 28257 | 63412 | 5063          | 3496  | 8559  | 40218                  | 31753 | 71971 | 78.6      | 80.3  | 79.3  |
| 4                     | Board of Secondary Education <b>Assam</b>                         | 26354              | 25344 | 51698  | 15090  | 12585 | 27675 |               |       |       | 15090                  | 12585 | 27675 | 57.3      | 49.7  | 53.5  |
| 5                     | <b>Assam</b> Sanskrit Board                                       | 718                | 795   | 1513   | 355    | 485   | 840   |               |       |       | 355                    | 485   | 840   | 49.4      | 61.0  | 55.5  |
| 6                     | Banasthali Vidyapith, <b>Rajasthan #</b>                          | 1                  | 14    | 15     | 1      | 10    | 11    |               | 3     | 3     | 1                      | 13    | 14    | 100.0     | 92.9  | 93.3  |
| 7                     | <b>Bihar</b> School Education Board                               | 7208               | 4059  | 11267  | 4504   | 2480  | 6984  |               |       |       | 4504                   | 2480  | 6984  | 62.5      | 61.1  | 62.0  |
| 8                     | <b>Bihar</b> State Madrasa Education Board                        |                    |       |        |        |       |       |               |       |       |                        |       |       |           |       |       |
| 9                     | <b>Chhattisgarh</b> Board of Secondary Education                  | 45387              | 42261 | 87648  | 21928  | 19761 | 41689 | 811           | 552   | 1363  | 22739                  | 20313 | 43052 | 50.1      | 48.1  | 49.1  |
| 10                    | <b>Chhattisgarh</b> Madrasa Board                                 |                    | 5     | 5      |        | 5     | 5     |               |       |       |                        | 5     | 5     |           | 100.0 | 100.0 |
| 11                    | <b>Chhattisgarh</b> Sanskriti Vidya Mandalam                      | 83                 | 66    | 149    | 83     | 66    | 149   |               |       |       | 83                     | 66    | 149   | 100.0     | 100.0 | 100.0 |
| 12                    | <b>Goa</b> Board of Secondary & Higher Secondary Education        | 550                | 590   | 1140   | 415    | 410   | 825   |               |       |       | 415                    | 410   | 825   | 75.5      | 69.5  | 72.4  |
| 13                    | <b>Gujarat</b> Secondary & Higher Secondary Education Board       | 68622              | 50482 | 119104 | 32758  | 28311 | 61069 | 2870          | 1919  | 4789  | 35628                  | 30230 | 65858 | 51.9      | 59.9  | 55.3  |
| 14                    | Board of School Education <b>Haryana</b>                          | 3704               | 2016  | 5720   | 2763   | 1638  | 4401  |               |       |       | 2763                   | 1638  | 4401  | 74.6      | 81.3  | 76.9  |
| 15                    | <b>H.P.</b> Board of School Education                             | 4432               | 3783  | 8215   | 2795   | 2461  | 5256  | 102           | 84    | 186   | 2897                   | 2545  | 5442  | 65.4      | 67.3  | 66.2  |

## RESULTS OF HIGH SCHOOL EXAMINATION- 2010

**Table 9 - Annual and Supplementary Examination Results - Regular + Private ST Students**

| Sl. No. | Name of the Board   | Number of Students |       |        |        |       |       |               |       |       |                        |       |       | Pass %age |       |       |  |
|---------|---|--------------------|-------|--------|--------|-------|-------|---------------|-------|-------|------------------------|-------|-------|-----------|-------|-------|--|
|         |   | Appeared           |       |        | Passed |       |       |               |       |       |                        |       |       |           |       |       |  |
|         |   |                    |       |        | Annual |       |       | Supplementary |       |       | Annual + Supplementary |       |       |           |       |       |  |
|         |   | Boys               | Girls | Total  | Boys   | Girls | Total | Boys          | Girls | Total | Boys                   | Girls | Total | Boys      | Girls | Total |  |
| 1       | 2   | 3                  | 4     | 5      | 6      | 7     | 8     | 9             | 10    | 11    | 12                     | 13    | 14    | 15        | 16    | 17    |  |
| 16      | J.K State Board of School Education                               |                    |       |        |        |       |       |               |       |       |                        |       |       |           |       |       |  |
| 17      | Jharkhand Academic Council, Ranchi                                | 49640              | 38361 | 88001  | 35480  | 26334 | 61814 |               |       |       | 35480                  | 26334 | 61814 | 71.5      | 68.6  | 70.2  |  |
| 18      | Karnataka Secondary Education Examination Board                   | 24882              | 21452 | 46334  | 13816  | 12951 | 26767 | 3314          | 2517  | 5831  | 17130                  | 15468 | 32598 | 68.8      | 72.1  | 70.4  |  |
| 19      | Kerala Board of Public Examination                                | 2890               | 2966  | 5856   | 2012   | 2371  | 4383  | 327           | 300   | 627   | 2339                   | 2671  | 5010  | 80.9      | 90.1  | 85.6  |  |
| 20      | Maharashtra State Board of Secondary & Higher Secondary Education | 53906              | 37488 | 91394  | 40078  | 28849 | 68927 | 944           | 609   | 1553  | 41022                  | 29458 | 70480 | 76.1      | 78.6  | 77.1  |  |
| 21      | Board of Secondary Education, Madhya Pradesh                      | 68180              | 46367 | 114547 | 23289  | 15042 | 38331 | 7578          | 5459  | 13037 | 30867                  | 20501 | 51368 | 45.3      | 44.2  | 44.8  |  |
| 22      | Board of Secondary Education, Manipur                             | 4803               | 4751  | 9554   | 3582   | 3117  | 6699  |               |       |       | 3582                   | 3117  | 6699  | 74.6      | 65.6  | 70.1  |  |
| 23      | Meghalaya Board of School Education                               | 15173              | 17440 | 32613  | 6651   | 7437  | 14088 |               |       |       | 6651                   | 7437  | 14088 | 43.8      | 42.6  | 43.2  |  |
| 24      | Mizoram Board of School Education                                 | 7073               | 7264  | 14337  | 4944   | 4630  | 9574  | 78            | 96    | 174   | 5022                   | 4726  | 9748  | 71.0      | 65.1  | 68.0  |  |
| 25      | Nagaland Board of School Education                                | 8313               | 8509  | 16822  | 4968   | 4687  | 9655  |               |       |       | 4968                   | 4687  | 9655  | 59.8      | 55.1  | 57.4  |  |
| 26      | Board of Secondary Education, Orissa                              | 36092              | 29978 | 66070  | 20791  | 16410 | 37201 | 1967          | 1513  | 3480  | 22758                  | 17923 | 40681 | 63.1      | 59.8  | 61.6  |  |
| 27      | Punjab School Education Board                                     | 113                | 155   | 268    | 73     | 137   | 210   |               |       |       | 73                     | 137   | 210   | 64.6      | 88.4  | 78.4  |  |
| 28      | Board of Secondary Education, Rajasthan                           | 69531              | 41335 | 110866 | 42108  | 23258 | 65366 | 1693          | 1181  | 2874  | 43801                  | 24439 | 68240 | 63.0      | 59.1  | 61.6  |  |
| 29      | Tamil Nadu State Board of School Examination                      | 4148               | 3602  | 7750   | 2573   | 2449  | 5022  | 205           | 179   | 384   | 2778                   | 2628  | 5406  | 67.0      | 73.0  | 69.8  |  |
| 30      | Tripura Board of Secondary Education                              | 7585               | 6346  | 13931  | 2544   | 1695  | 4239  |               |       |       | 2544                   | 1695  | 4239  | 33.5      | 26.7  | 30.4  |  |
| 31      | UP Board of High School & Intermediate Education                  | 10642              | 6877  | 17519  | 6883   | 4987  | 11870 | 93            | 44    | 137   | 6976                   | 5031  | 12007 | 65.6      | 73.2  | 68.5  |  |

## RESULTS OF HIGH SCHOOL EXAMINATION- 2010

**Table 9 -Annual and Supplementary Examination Results - Regular + Private ST Students**

| Sl. No.      | Name of the Board                                     | Number of Students |               |                |               |               |               |                        |              |              |               |               |               | Pass %age   |             |             |
|--------------|---|--------------------|---------------|----------------|---------------|---------------|---------------|------------------------|--------------|--------------|---------------|---------------|---------------|-------------|-------------|-------------|
|              |   | Appeared           |               |                | Passed        |               |               |                        |              |              |               |               |               |             |             |             |
|              |   | Annual             |               |                | Supplementary |               |               | Annual + Supplementary |              |              |               |               |               |             |             |             |
|              |   | Boys               | Girls         | Total          | Boys          | Girls         | Total         | Boys                   | Girls        | Total        | Boys          | Girls         | Total         | Boys        | Girls       | Total       |
| 1            | 2   | 3                  | 4             | 5              | 6             | 7             | 8             | 9                      | 10           | 11           | 12            | 13            | 14            | 15          | 16          | 17          |
| 32           | Uttranchal Shiksha Evm<br>Pariksha Parishad           | 3405               | 3398          | 6803           | 1892          | 2309          | 4201          |                        |              |              | 1892          | 2309          | 4201          | 55.6        | 68.0        | 61.8        |
| 33           | West Bengal Board of<br>Secondary Education           | 19885              | 15783         | 35668          | 13884         | 9081          | 22965         |                        |              |              | 13884         | 9081          | 22965         | 69.8        | 57.5        | 64.4        |
| 34           | Board of Madarsa Education,<br>West Bengal, Kolkata * | 149                | 141           | 290            | 91            | 69            | 160           | 32                     | 30           | 62           | 123           | 99            | 222           | 82.6        | 70.2        | 76.6        |
| <b>Total</b> |   | <b>613490</b>      | <b>476366</b> | <b>1089856</b> | <b>354708</b> | <b>272549</b> | <b>627257</b> | <b>27875</b>           | <b>20590</b> | <b>48465</b> | <b>382583</b> | <b>293139</b> | <b>675722</b> | <b>62.4</b> | <b>61.5</b> | <b>62.0</b> |

## RESULTS OF HIGH SCHOOL EXAMINATION- 2010

**Table 10 -Annual and Supplementary Examination Results - Percentage-wise-All Categories**

| Sl. No.               | Name of the Board   | Total Number of Students Passed | Out of the Total, Number of Students passed with marks |                  |           | Percentage of Students passed with marks |                  |           |
|-----------------------|---|---------------------------------|--|------------------|-----------|--|------------------|-----------|
|                       |   |                                 | 60% & above  | 50% to below 60% | Below 50% | 60% & above                              | 50% to below 60% | Below 50% |
| 1                     | 2   | 3                               | 4  | 5                | 6         | 7  | 8                | 9         |
| <b>Central Boards</b> |   |                                 |  |                  |           |  |                  |           |
| 1                     | Central Board of Secondary Education, New Delhi                   | 834999                          | 490885   | 163973           | 180141    | 58.8                                     | 19.6             | 21.6      |
| 2                     | Council for the Indian School Certificate Examinations, New Delhi | 110921                          | 98299  | 10005            | 2617      | 88.6                                     | 9.0              | 2.4       |
| <b>State Boards</b>   |   |                                 |  |                  |           |  |                  |           |
| 3                     | Board of Secondary Education, <b>Andhra Pradesh</b>               | 1098815                         | 577162   | 231646           |           | 52.5                                     | 21.1             |           |
| 4                     | Board of Secondary Education <b>Assam</b>                         | 224255                          | 19034  | 31720            | 173501    | 8.5                                      | 14.1             | 77.4      |
| 5                     | <b>Assam</b> Sanskrit Board                                       | 3724                            |  | 3724             |           |  | 100.0            |           |
| 6                     | Banasthali Vidyapith, <b>Rajasthan #</b>                          | 173                             | 106  | 37               | 30        | 61.3                                     | 21.4             | 17.3      |
| 7                     | <b>Bihar</b> School Education Board                               | 686119                          | 215695   | 229036           | 241388    | 31.4                                     | 33.4             | 35.2      |
| 8                     | <b>Bihar</b> State Madrasa Education Board                        | 75646                           | 27781  | 45081            | 2784      | 36.7                                     | 59.6             | 3.7       |
| 9                     | <b>Chhattisgarh</b> Board of Secondary Education                  | 186611                          | 38928  | 41565            | 106118    | 20.9                                     | 22.3             | 56.9      |
| 10                    | <b>Chhattisgarh</b> Madrasa Board                                 | 236                             | Not Provided   |                  |           |  |                  |           |
| 11                    | <b>Chhattisgarh</b> Sanskriti Vidya Mandalam                      | 287                             | 130  | 123              | 34        | 45.3                                     | 42.9             | 11.8      |
| 12                    | <b>Goa</b> Board of Secondary & Higher Secondary Education        | 14068                           | 4969   | 3981             | 5118      | 35.3                                     | 28.3             | 36.4      |
| 13                    | <b>Gujarat</b> Secondary & Higher Secondary Education Board       | 565849                          | 241249   | 151280           | 173320    | 42.6                                     | 26.7             | 30.6      |
| 14                    | Board of School Education <b>Haryana</b>                          | 268561                          | 59165  | 97740            | 111656    | 22.0                                     | 36.4             | 41.6      |
| 15                    | <b>H.P.</b> Board of School Education                             | 104702                          | 45123  | 33352            | 26227     | 43.1                                     | 31.9             | 25.0      |

## RESULTS OF HIGH SCHOOL EXAMINATION- 2010

**Table 10 -Annual and Supplementary Examination Results - Percentage-wise-All Categories**

| Sl. No. | Name of the Board  | Total Number of Students Passed | Out of the Total, Number of Students passed with marks |                  |           | Percentage of Students passed with marks |                  |           |
|---------|--|---------------------------------|--|------------------|-----------|--|------------------|-----------|
|         |  |                                 | 60% & above  | 50% to below 60% | Below 50% | 60% & above                              | 50% to below 60% | Below 50% |
| 1       | 2  | 3                               | 4  | 5                | 6         | 7  | 8                | 9         |
| 16      | J.K State Board of School Education                                      | 77501                           | Percentage-wise Results not awarded                    |                  |           |  |                  |           |
| 17      | <b>Jharkhand</b> Academic Council, Ranchi                                | 303805                          | 75897  | 106499           | 121409    | 25.0                                     | 35.1             | 40.0      |
| 18      | <b>Karnataka</b> Secondary Education Examination Board                   | 596602                          | 182246   | 119844           | 294512    | 30.5                                     | 20.1             | 49.4      |
| 19      | <b>Kerala</b> Board of Public Examination                                | 438315                          | 79898  | 64776            | 293641    | 18.2                                     | 14.8             | 67.0      |
| 20      | <b>Maharashtra</b> State Board of Secondary & Higher Secondary Education | 1161234                         | 730414   | 295495           | 135325    | 62.9                                     | 25.4             | 11.7      |
| 21      | Board of Secondary Education, <b>Madhya Pradesh</b>                      | 485094                          | 153169   | 149114           | 182811    | 31.6                                     | 30.7             | 37.7      |
| 22      | Board of Secondary Education, <b>Manipur</b>                             | 16581                           | 1600   | 3887             | 11094     | 9.6                                      | 23.4             | 66.9      |
| 23      | <b>Meghalaya</b> Board of School Education                               | 16290                           | 2685   | 6238             | 7367      | 16.5                                     | 38.3             | 45.2      |
| 24      | <b>Mizoram</b> Board of School Education                                 | 9940                            | 1911   | 3396             | 4633      | 19.2                                     | 34.2             | 46.6      |
| 25      | <b>Nagaland</b> Board of School Education                                | 10725                           | 2471   | 4545             | 3709      | 23.0                                     | 42.4             | 34.6      |
| 26      | Board of Secondary Education, <b>Orissa</b>                              | 310172                          | 55385  | 90422            | 164365    | 17.9                                     | 29.2             | 53.0      |
| 27      | <b>Punjab</b> School Education Board                                     | 291166                          | Percentage-wise Results not awarded                    |                  |           |  |                  |           |
| 28      | Board of Secondary Education, <b>Rajasthan</b>                           | 686836                          | 152331   | 204892           | 329613    | 22.2                                     | 29.8             | 48.0      |
| 29      | <b>Tamil Nadu</b> State Board of School Examination                      | 746734                          | 420831   | 158050           | 167853    | 56.4                                     | 21.2             | 22.5      |
| 30      | <b>Tripura</b> Board of Secondary Education                              | 23235                           | 1726   | 2593             | 18916     | 7.4                                      | 11.2             | 81.4      |
| 31      | <b>UP</b> Board of High School & Intermediate Education                  | 2385701                         | 399924   | 778155           | 1207622   | 16.8                                     | 32.6             | 50.6      |



## RESULTS OF HIGH SCHOOL EXAMINATION- 2010

**Table 10 -Annual and Supplementary Examination Results - Percentage-wise-All Categories**

| Sl. No.      | Name of the Board  | Total Number of Students Passed | Out of the Total, Number of Students passed with marks                                |                  |           | Percentage of Students passed with marks |                  |           |
|--------------|--|---------------------------------|---|------------------|-----------|--|------------------|-----------|
|              |  |                                 | 60% & above   | 50% to below 60% | Below 50% | 60% & above                              | 50% to below 60% | Below 50% |
| 1            | 2  | 3                               | 4   | 5                | 6         | 7  | 8                | 9         |
| 32           | <b>Uttanchal</b> Shiksha Evm Pariksha Parishad             | 116608                          | 18502   | 38886            | 59220     | 15.9                                     | 33.3             | 50.8      |
| 33           | <b>West Bengal</b> Board of Secondary Education            | 667766                          | Due to implementation of partial grading system Percentage-wise Results not available |                  |           |  |                  |           |
| 34           | Board of Madarsa Education, <b>West Bengal</b> , Kolkata * | 30201                           | Percentage-wise Results not maintained  |                  |           |  |                  |           |
| <b>Total</b> |  | <b>12549472</b>                 |   |                  |           |  |                  |           |

## RESULTS OF HIGH SCHOOL EXAMINATION- 2010

**Table 11 - Annual and Supplementary Examination Results - Percentage-wise-SC Students**

| Sl. No.               | Name of the Board   | Total Number of Students Passed | Out of the Total, Number of Students passed with marks   |                  |           | Percentage of Students passed with marks |                  |           |
|-----------------------|---|---------------------------------|--|------------------|-----------|--|------------------|-----------|
|                       |   |                                 | 60% & above  | 50% to below 60% | Below 50% | 60% & above                              | 50% to below 60% | Below 50% |
| 1                     | 2   | 3                               | 4  | 5                | 6         | 7  | 8                | 9         |
| <b>Central Boards</b> |   |                                 |  |                  |           |  |                  |           |
| 1                     | Central Board of Secondary Education, New Delhi                   | 51905                           | 21715  | 12813            | 17377     | 41.8                                     | 24.7             | 33.5      |
| 2                     | Council for the Indian School Certificate Examinations, New Delhi | 3527                            | 2896   | 483              | 148       | 82.1                                     | 13.7             | 4.2       |
| <b>State Boards</b>   |   |                                 |  |                  |           |  |                  |           |
| 3                     | Board of Secondary Education, <b>Andhra Pradesh</b>               | 203532                          | Not Provided   |                  |           |  |                  |           |
| 4                     | Board of Secondary Education <b>Assam</b>                         | 14469                           | Percentage-wise Results not maintained for this category |                  |           |  |                  |           |
| 5                     | <b>Assam</b> Sanskrit Board                                       | 2045                            | 2045   |                  |           | 100.0                                    |                  |           |
| 6                     | Banasthali Vidyapith, <b>Rajasthan #</b>                          | 6                               | 3  |                  | 3         | 50.0                                     |                  | 50.0      |
| 7                     | <b>Bihar</b> School Education Board                               | 67517                           | 14743  | 21879            | 30895     | 21.8                                     | 32.4             | 45.8      |
| 8                     | <b>Bihar</b> State Madrasa Education Board                        |                                 |  |                  |           |  |                  |           |
| 9                     | <b>Chhattisgarh</b> Board of Secondary Education                  | 26041                           | 4362   | 5750             | 15929     | 16.8                                     | 22.1             | 61.2      |
| 10                    | <b>Chhattisgarh</b> Madrasa Board                                 | 10                              | Not Provided   |                  |           |  |                  |           |
| 11                    | <b>Chhattisgarh</b> Sanskriti Vidya Mandalam                      | 4                               | 1  | 3                |           |  |                  |           |
| 12                    | <b>Goa</b> Board of Secondary & Higher Secondary Education        | 115                             | 24   | 34               | 57        | 20.9                                     | 29.6             | 49.6      |
| 13                    | <b>Gujarat</b> Secondary & Higher Secondary Education Board       | 44497                           | 15171  | 12495            | 16831     | 34.1                                     | 28.1             | 37.8      |
| 14                    | Board of School Education <b>Haryana</b>                          | 46420                           | 4671   | 13559            | 28190     | 10.1                                     | 29.2             | 60.7      |
| 15                    | <b>H.P.</b> Board of School Education                             | 24123                           | 8413   | 7112             | 8598      | 34.9                                     | 29.5             | 35.6      |

## RESULTS OF HIGH SCHOOL EXAMINATION- 2010

**Table 11 -Annual and Supplementary Examination Results - Percentage-wise-SC Students**

| Sl. No. | Name of the Board  | Total Number of Students Passed | Out of the Total, Number of Students passed with marks |                  |           | Percentage of Students passed with marks |                  |           |
|---------|--|---------------------------------|--|------------------|-----------|--|------------------|-----------|
|         |  |                                 | 60% & above  | 50% to below 60% | Below 50% | 60% & above                              | 50% to below 60% | Below 50% |
| 1       | 2  | 3                               | 4  | 5                | 6         | 7  | 8                | 9         |
| 16      | J.K State Board of School Education                                      |                                 | Percentage-wise Results not awarded                    |                  |           |  |                  |           |
| 17      | <b>Jharkhand</b> Academic Council, Ranchi                                | 30136                           | 5911   | 10537            | 13688     | 19.6                                     | 35.0             | 45.4      |
| 18      | <b>Karnataka</b> Secondary Education Examination Board                   | 92551                           | 18718  | 18221            | 55612     | 20.2                                     | 19.7             | 60.1      |
| 19      | <b>Kerala</b> Board of Public Examination                                | 39819                           | 7255   | 5881             | 26683     | 18.2                                     | 14.8             | 67.0      |
| 20      | <b>Maharashtra</b> State Board of Secondary & Higher Secondary Education | 143541                          | 81733  | 41140            | 20668     | 56.9                                     | 28.7             | 14.4      |
| 21      | Board of Secondary Education, <b>Madhya Pradesh</b>                      | 70122                           | 17932  | 22454            | 29736     | 25.6                                     | 32.0             | 42.4      |
| 22      | Board of Secondary Education, <b>Manipur</b>                             | 462                             | 58   | 86               | 318       | 12.6                                     | 18.6             | 68.8      |
| 23      | <b>Meghalaya</b> Board of School Education                               | 150                             | 32   | 50               | 68        | 21.3                                     | 33.3             | 45.3      |
| 24      | <b>Mizoram</b> Board of School Education                                 | 42                              | 13   | 15               | 14        | 31.0                                     | 35.7             | 33.3      |
| 25      | <b>Nagaland</b> Board of School Education                                | 103                             | 26   | 47               | 30        | 25.2                                     | 45.6             | 29.1      |
| 26      | Board of Secondary Education, <b>Orissa</b>                              | 45722                           | 4594   | 12133            | 28995     | 10.0                                     | 26.5             | 63.4      |
| 27      | <b>Punjab</b> School Education Board                                     | 66857                           | Percentage-wise Results not awarded                    |                  |           |  |                  |           |
| 28      | Board of Secondary Education, <b>Rajasthan</b>                           | 100319                          | 15927  | 29832            | 54560     | 15.9                                     | 29.7             | 54.4      |
| 29      | <b>Tamil Nadu</b> State Board of School Examination                      | 170115                          | 74884  | 42445            | 52786     | 44.0                                     | 25.0             | 31.0      |
| 30      | <b>Tripura</b> Board of Secondary Education                              | 4461                            | 245  | 387              | 3829      | 5.5                                      | 8.7              | 85.8      |
| 31      | <b>UP</b> Board of High School & Intermediate Education                  | 428228                          | 48837  | 130644           | 248747    | 11.4                                     | 30.5             | 58.1      |

## RESULTS OF HIGH SCHOOL EXAMINATION- 2010

**Table 11 -Annual and Supplementary Examination Results - Percentage-wise-SC Students**

| Sl. No.      | Name of the Board                                  | Total Number of Students Passed | Out of the Total, Number of Students passed with marks                                |                  |           | Percentage of Students passed with marks |                  |           |
|--------------|--|---------------------------------|---|------------------|-----------|--|------------------|-----------|
|              |  |                                 | 60% & above   | 50% to below 60% | Below 50% | 60% & above                              | 50% to below 60% | Below 50% |
| 1            | 2  | 3                               | 4   | 5                | 6         | 7  | 8                | 9         |
| 32           | Uttanchal Shiksha Evm Pariksha Parishad            | 21356                           | 1962  | 6432             | 12962     | 9.2                                      | 30.1             | 60.7      |
| 33           | West Bengal Board of Secondary Education           | 155469                          | Due to implementation of partial grading system Percentage-wise Results not available |                  |           |  |                  |           |
| 34           | Board of Madarsa Education, West Bengal, Kolkata * | 989                             | Percentage-wise Results not maintained for this category                              |                  |           |  |                  |           |
| <b>Total</b> |  | <b>1854653</b>                  |   |                  |           |  |                  |           |

## RESULTS OF HIGH SCHOOL EXAMINATION- 2010

**Table 12 -Annual and Supplementary Examination Results - Percentage-wise-ST Students**

| Sl. No.               | Name of the Board   | Total Number of Students Passed | Out of the Total, Number of Students passed with marks   |                  |           | Percentage of Students passed with marks |                  |           |
|-----------------------|---|---------------------------------|--|------------------|-----------|--|------------------|-----------|
|                       |   |                                 | 60% & above  | 50% to below 60% | Below 50% | 60% & above                              | 50% to below 60% | Below 50% |
| 1                     | 2   | 3                               | 4  | 5                | 6         | 7  | 8                | 9         |
| <b>Central Boards</b> |   |                                 |  |                  |           |  |                  |           |
| 1                     | Central Board of Secondary Education, New Delhi                   | 25479                           | 10041  | 5349             | 10089     | 39.4                                     | 21.0             | 39.6      |
| 2                     | Council for the Indian School Certificate Examinations, New Delhi | 3396                            | 2632   | 630              | 134       | 77.5                                     | 18.6             | 3.9       |
| <b>State Boards</b>   |   |                                 |  |                  |           |  |                  |           |
| 3                     | Board of Secondary Education, <b>Andhra Pradesh</b>               | 71971                           | Not Provided   |                  |           |  |                  |           |
| 4                     | Board of Secondary Education <b>Assam</b>                         | 27675                           | Percentage-wise Results not maintained for this category |                  |           |  |                  |           |
| 5                     | <b>Assam</b> Sanskrit Board                                       | 840                             |  | 840              |           |  | 100.0            |           |
| 6                     | Banasthali Vidyapith, <b>Rajasthan #</b>                          | 14                              | 3  | 4                | 7         | 21.4                                     | 28.6             | 50.0      |
| 7                     | <b>Bihar</b> School Education Board                               | 6984                            | 1559   | 2357             | 3068      | 22.3                                     | 33.7             | 43.9      |
| 8                     | <b>Bihar</b> State Madrasa Education Board                        |                                 |  |                  |           |  |                  |           |
| 9                     | <b>Chhattisgarh</b> Board of Secondary Education                  | 43052                           | 5501   | 8839             | 28712     | 12.8                                     | 20.5             | 66.7      |
| 10                    | <b>Chhattisgarh</b> Madrasa Board                                 | 5                               | Not Provided   |                  |           |  |                  |           |
| 11                    | <b>Chhattisgarh</b> Sanskriti Vidya Mandalam                      | 149                             | 76   | 60               | 13        | 51.0                                     | 40.3             | 8.7       |
| 12                    | <b>Goa</b> Board of Secondary & Higher Secondary Education        | 825                             | 171  | 225              | 429       | 20.7                                     | 27.3             | 52.0      |
| 13                    | <b>Gujarat</b> Secondary & Higher Secondary Education Board       | 65858                           | 17739  | 22826            | 25293     | 26.9                                     | 34.7             | 38.4      |
| 14                    | Board of School Education <b>Haryana</b>                          | 4401                            | 41   | 85               | 4275      | 0.9                                      | 1.9              | 97.1      |
| 15                    | <b>H.P.</b> Board of School Education                             | 5442                            | 1972   | 2213             | 1257      | 36.2                                     | 40.7             | 23.1      |

## RESULTS OF HIGH SCHOOL EXAMINATION- 2010

**Table 12 -Annual and Supplementary Examination Results - Percentage-wise-ST Students**

| Sl. No. | Name of the Board  | Total Number of Students Passed | Out of the Total, Number of Students passed with marks |                  |           | Percentage of Students passed with marks |                  |           |
|---------|--|---------------------------------|--|------------------|-----------|--|------------------|-----------|
|         |  |                                 | 60% & above  | 50% to below 60% | Below 50% | 60% & above                              | 50% to below 60% | Below 50% |
| 1       | 2  | 3                               | 4  | 5                | 6         | 7  | 8                | 9         |
| 16      | J.K State Board of School Education                                      |                                 | Percentage-wise Results not awarded                    |                  |           |  |                  |           |
| 17      | <b>Jharkhand</b> Academic Council, Ranchi                                | 61814                           | 11100  | 21306            | 29408     | 18.0                                     | 34.5             | 47.6      |
| 18      | <b>Karnataka</b> Secondary Education Examination Board                   | 32598                           | 6087   | 6304             | 20207     | 18.7                                     | 19.3             | 62.0      |
| 19      | <b>Kerala</b> Board of Public Examination                                | 5010                            | 912  | 740              | 3358      | 18.2                                     | 14.8             | 67.0      |
| 20      | <b>Maharashtra</b> State Board of Secondary & Higher Secondary Education | 70480                           | 39894  | 21759            | 8827      | 56.6                                     | 30.9             | 12.5      |
| 21      | Board of Secondary Education, <b>Madhya Pradesh</b>                      | 51368                           | 8789   | 15991            | 26588     | 17.1                                     | 31.1             | 51.8      |
| 22      | Board of Secondary Education, <b>Manipur</b>                             | 6699                            | 496  | 1712             | 4491      | 7.4                                      | 25.6             | 67.0      |
| 23      | <b>Meghalaya</b> Board of School Education                               | 14088                           | 2171   | 5476             | 6441      | 15.4                                     | 38.9             | 45.7      |
| 24      | <b>Mizoram</b> Board of School Education                                 | 9748                            | 1830   | 3308             | 4610      | 18.8                                     | 33.9             | 47.3      |
| 25      | <b>Nagaland</b> Board of School Education                                | 9655                            | 2080   | 4129             | 3446      | 21.5                                     | 42.8             | 35.7      |
| 26      | Board of Secondary Education, <b>Orissa</b>                              | 40681                           | 2738   | 10423            | 27520     | 6.7                                      | 25.6             | 67.6      |
| 27      | <b>Punjab</b> School Education Board                                     | 210                             | Percentage-wise Results not awarded                    |                  |           |  |                  |           |
| 28      | Board of Secondary Education, <b>Rajasthan</b>                           | 68240                           | 8223   | 16975            | 43042     | 12.1                                     | 24.9             | 63.1      |
| 29      | <b>Tamil Nadu</b> State Board of School Examination                      | 5406                            | 2252   | 1433             | 1721      | 41.7                                     | 26.5             | 31.8      |
| 30      | <b>Tripura</b> Board of Secondary Education                              | 4239                            | 74   | 223              | 3942      | 1.7                                      | 5.3              | 93.0      |
| 31      | <b>UP</b> Board of High School & Intermediate Education                  | 12007                           | 1684   | 3791             | 6532      | 14.0                                     | 31.6             | 54.4      |

## RESULTS OF HIGH SCHOOL EXAMINATION- 2010

**Table 12 -Annual and Supplementary Examination Results - Percentage-wise-ST Students**

| Sl. No.      | Name of the Board                                  | Total Number of Students Passed | Out of the Total, Number of Students passed with marks                                |                  |           | Percentage of Students passed with marks |                  |           |
|--------------|--|---------------------------------|---|------------------|-----------|--|------------------|-----------|
|              |  |                                 | 60% & above   | 50% to below 60% | Below 50% | 60% & above                              | 50% to below 60% | Below 50% |
| 1            | 2  | 3                               | 4   | 5                | 6         | 7  | 8                | 9         |
| 32           | Uttanchal Shiksha Evm Pariksha Parishad            | 4201                            | 546   | 1334             | 2321      | 13.0                                     | 31.8             | 55.2      |
| 33           | West Bengal Board of Secondary Education           | 22965                           | Due to implementation of partial grading system Percentage-wise Results not available |                  |           |  |                  |           |
| 34           | Board of Madarsa Education, West Bengal, Kolkata * | 222                             | Percentage-wise Results not maintained for this category                              |                  |           |  |                  |           |
| <b>Total</b> |  | <b>675722</b>                   |   |                  |           |  |                  |           |

## RESULTS OF HIGH SCHOOL EXAMINATION- 2010

**Table 13 - High School Open Examination Board Results**

| Sl. No.      | Name of the Board   | Number of Students |               |               |               |               |               |                 |              |              |              |              |              |                 |              |              |              |              |              |
|--------------|---|--------------------|---------------|---------------|---------------|---------------|---------------|-----------------|--------------|--------------|--------------|--------------|--------------|-----------------|--------------|--------------|--------------|--------------|--------------|
|              |   | All Categories     |               |               |               |               |               | Scheduled Caste |              |              |              |              |              | Scheduled Tribe |              |              |              |              |              |
|              |   | Appeared           |               |               | Passed        |               |               | Appeared        |              |              | Passed       |              |              | Appeared        |              |              | Passed       |              |              |
|              |   | Boys               | Girls         | Total         | Boys          | Girls         | Total         | Boys            | Girls        | Total        | Boys         | Girls        | Total        | Boys            | Girls        | Total        | Boys         | Girls        | Total        |
| 1            | 2   | 3                  | 4             | 5             | 6             | 7             | 8             | 9               | 10           | 11           | 12           | 13           | 14           | 15              | 16           | 17           | 18           | 19           | 20           |
| 1            | National Institute of Open Schooling, <b>New Delhi</b>                    | 136293             | 60589         | 196882        | 94697         | 43296         | 137993        | 19694           | 6587         | 26281        | 12518        | 4190         | 16708        | 7596            | 7289         | 14885        | 5443         | 4957         | 10400        |
| 2            | A.P. Open School Society, Hyderabad                                       | 33117              | 20879         | 53996         | 24742         | 16709         | 41451         | 7077            | 5017         | 12094        | 5230         | 3935         | 9165         | 3566            | 2298         | 5864         | 2577         | 1663         | 4240         |
| 3            | <b>Chhattisgarh</b> State Open School                                     | 24704              | 19809         | 44513         | 11254         | 10012         | 21266         | 3789            | 2815         | 6604         | 1779         | 1431         | 3210         | 6043            | 5804         | 11847        | 2700         | 2627         | 5327         |
| 4            | M.P. State Open School Board of Secondary Education, Bhopal               | 66396              | 51941         | 118337        | 21027         | 14602         | 35629         | 5735            | 4058         | 9793         | 1488         | 1178         | 2666         | 7479            | 5463         | 12942        | 1910         | 1451         | 3361         |
| 5            | Rajasthan State Open School, <b>Rajasthan</b>                             | 18867              | 16907         | 35774         | 5723          | 5856          | 11579         | 3562            | 2905         | 6467         | 1108         | 999          | 2107         | 3086            | 2251         | 5337         | 927          | 673          | 1600         |
| 6            | Rabindra Mukta Vidyalaya ( <b>West Bengal</b> State Open School), Kolkata | 29758              | 44589         | 74347         | 9440          | 15554         | 24994         | 4809            | 6388         | 11197        | 1434         | 1937         | 3371         | 2192            | 2565         | 4757         | 488          | 648          | 1136         |
| <b>Total</b> |   | <b>309135</b>      | <b>214714</b> | <b>523849</b> | <b>166883</b> | <b>106029</b> | <b>272912</b> | <b>44666</b>    | <b>27770</b> | <b>72436</b> | <b>23557</b> | <b>13670</b> | <b>37227</b> | <b>29962</b>    | <b>25670</b> | <b>55632</b> | <b>14045</b> | <b>12019</b> | <b>26064</b> |

*Note: In Open Schooling System, candidates are not classified as 'Regular' or 'Private'.*



## RESULTS OF HIGH SCHOOL EXAMINATION- 2010

**Table 14 -High School Open Examination Board Results - Percentage-wise-All Categories**

| Sl. No.      | Name of the Board   | Total Number of Students Passed | Out of the Total, Number of Students passed with marks |                  |           | Percentage of Students passed with marks |                  |           |
|--------------|---|---------------------------------|--|------------------|-----------|--|------------------|-----------|
|              |   |                                 | 60% & above  | 50% to below 60% | Below 50% | 60% & above                              | 50% to below 60% | Below 50% |
| 1            | 2   | 3                               | 4  | 5                | 6         | 7  | 8                | 9         |
| 1            | National Institute of Open Schooling, <b>New Delhi</b>                    | 137993                          | 17084  | 42706            | 78203     | 12.4                                     | 30.9             | 56.7      |
| 2            | <b>A.P.</b> Open School Society, Hyderabad                                | 41451                           | 6753   | 14676            | 20022     | 16.3                                     | 35.4             | 48.3      |
| 3            | <b>Chhattisgarh</b> State Open School                                     | 21266                           | 686  | 5369             | 15211     | 3.2                                      | 25.2             | 71.5      |
| 4            | <b>M.P.</b> State Open School Board of Secondary Education, Bhopal        | 35629                           | 4514   | 11328            | 19787     | 12.7                                     | 31.8             | 55.5      |
| 5            | Rajasthan State Open School, <b>Rajasthan</b>                             | 11579                           | GRADING SYSTEM   |                  |           |  |                  |           |
| 6            | Rabindra Mukta Vidyalaya ( <b>West Bengal</b> State Open School), Kolkata | 24994                           | 2030   | 12585            | 10379     | 8.1                                      | 50.4             | 41.5      |
| <b>Total</b> |   | <b>272912</b>                   |  |                  |           |  |                  |           |

## RESULTS OF HIGH SCHOOL EXAMINATION- 2010

**Table 15 -High School Open Examination Board Results - Percentage-wise-SC Students**

| Sl. No.      | Name of the Board   | Total Number of Students Passed | Out of the Total, Number of Students passed with marks |                  |           | Percentage of Students passed with marks |                  |           |
|--------------|---|---------------------------------|--|------------------|-----------|--|------------------|-----------|
|              |   |                                 | 60% & above  | 50% to below 60% | Below 50% | 60% & above                              | 50% to below 60% | Below 50% |
| 1            | 2   | 3                               | 4  | 5                | 6         | 7  | 8                | 9         |
| 1            | National Institute of Open Schooling, <b>New Delhi</b>                    | 16708                           | 1613   | 5064             | 10031     | 9.7                                      | 30.3             | 60.0      |
| 2            | <b>A.P.</b> Open School Society, Hyderabad                                | 9165                            | 1330   | 3164             | 4671      | 14.5                                     | 34.5             | 51.0      |
| 3            | <b>Chhattisgarh</b> State Open School                                     | 3210                            | 113  | 924              | 2173      | 3.5                                      | 28.8             | 67.7      |
| 4            | <b>M.P.</b> State Open School Board of Secondary Education, Bhopal        | 2666                            | 354  | 920              | 1392      | 13.3                                     | 34.5             | 52.2      |
| 5            | Rajasthan State Open School, <b>Rajasthan</b>                             | 2107                            | GRADING SYSTEM   |                  |           |  |                  |           |
| 6            | Rabindra Mukta Vidyalaya ( <b>West Bengal</b> State Open School), Kolkata | 3371                            | 121  | 1321             | 1929      | 3.6                                      | 39.2             | 57.2      |
| <b>Total</b> |   | <b>37227</b>                    |  |                  |           |  |                  |           |

## RESULTS OF HIGH SCHOOL EXAMINATION- 2010

**Table 16 -High School Open Examination Board Results - Percentage-wise-ST Students**

| Sl. No.      | Name of the Board   | Total Number of Students Passed | Out of the Total, Number of Students passed with marks |                  |           | Percentage of Students passed with marks |                  |           |
|--------------|---|---------------------------------|--|------------------|-----------|--|------------------|-----------|
|              |   |                                 | 60% & above  | 50% to below 60% | Below 50% | 60% & above                              | 50% to below 60% | Below 50% |
| 1            | 2   | 3                               | 4  | 5                | 6         | 7  | 8                | 9         |
| 1            | National Institute of Open Schooling, <b>New Delhi</b>                    | 10400                           | 1158   | 3024             | 6218      | 11.1                                     | 29.1             | 59.8      |
| 2            | <b>A.P.</b> Open School Society, Hyderabad                                | 4240                            | 509  | 1403             | 2328      | 12.0                                     | 33.1             | 54.9      |
| 3            | <b>Chhattisgarh</b> State Open School                                     | 5327                            | 124  | 1216             | 3987      | 2.3                                      | 22.8             | 74.8      |
| 4            | <b>M.P.</b> State Open School Board of Secondary Education, Bhopal        | 3361                            | 257  | 1158             | 1946      | 7.6                                      | 34.5             | 57.9      |
| 5            | Rajasthan State Open School, <b>Rajasthan</b>                             | 1600                            | GRADING SYSTEM   |                  |           |  |                  |           |
| 6            | Rabindra Mukta Vidyalaya ( <b>West Bengal</b> State Open School), Kolkata | 1136                            | 11   | 376              | 749       | 1.0                                      | 33.1             | 65.9      |
| <b>Total</b> |   | <b>26064</b>                    |  |                  |           |  |                  |           |

**Statement 1 - HIGH SCHOOL EXAMINATION RESULTS DURING 2005 - 2010**

| Year        | Number of Students |         |          |         |         |          |                 |         |         |         |        |         |                 |        |         |        |        |        |
|-------------|--------------------|---------|----------|---------|---------|----------|-----------------|---------|---------|---------|--------|---------|-----------------|--------|---------|--------|--------|--------|
|             | All Categories     |         |          |         |         |          | Scheduled Caste |         |         |         |        |         | Scheduled Tribe |        |         |        |        |        |
|             | Appeared           |         |          | Passed  |         |          | Appeared        |         |         | Passed  |        |         | Appeared        |        |         | Passed |        |        |
|             | Boys               | Girls   | Total    | Boys    | Girls   | Total    | Boys            | Girls   | Total   | Boys    | Girls  | Total   | Boys            | Girls  | Total   | Boys   | Girls  | Total  |
| <b>2005</b> | 8090002            | 5396738 | 13486740 | 4964179 | 3645676 | 8609855  | 1288065         | 777810  | 2065875 | 686378  | 461759 | 1148137 | 405777          | 256534 | 662311  | 194989 | 124737 | 319726 |
| <b>2006</b> | 8196746            | 5815061 | 14011807 | 5428736 | 4079333 | 9508069  | 1431911         | 928066  | 2359977 | 842860  | 582173 | 1425033 | 478567          | 310947 | 789514  | 254503 | 164256 | 418759 |
| <b>2007</b> | 8490098            | 6222331 | 14712429 | 5798647 | 4546040 | 10344687 | 1301759         | 906193  | 2207952 | 808748  | 596255 | 1405003 | 510295          | 348014 | 858309  | 282064 | 193468 | 475532 |
| <b>2008</b> | 8532240            | 6473905 | 15006145 | 5542036 | 4566928 | 10108964 | 1321627         | 950249  | 2271876 | 729564  | 586372 | 1315936 | 562481          | 404022 | 966503  | 329711 | 235928 | 565639 |
| <b>2009</b> | 9837590            | 7252068 | 17089658 | 6428279 | 5391410 | 11819689 | 1487231         | 1134667 | 2621898 | 898853  | 740689 | 1639542 | 624640          | 466551 | 1091191 | 381086 | 280274 | 661360 |
| <b>2010</b> | 9684041            | 7565925 | 17249966 | 7029237 | 5793147 | 12822384 | 1562519         | 1197413 | 2759932 | 1043901 | 847979 | 1891880 | 643452          | 502036 | 1145488 | 396628 | 305158 | 701786 |

**Statement 2 - HIGH SCHOOL EXAMINATION PASS PERCENTAGE DURING 2005 - 2010**

| Year | All Categories |       |       | Scheduled Caste |       |       | Scheduled Tribe |       |       |
|------|----------------|-------|-------|-----------------|-------|-------|-----------------|-------|-------|
|      | Boys           | Girls | Total | Boys            | Girls | Total | Boys            | Girls | Total |
| 2005 | 61.4           | 67.6  | 63.8  | 53.3            | 59.4  | 55.6  | 48.1            | 48.6  | 48.3  |
| 2006 | 66.2           | 70.2  | 67.9  | 58.9            | 62.7  | 60.4  | 53.2            | 52.8  | 53.0  |
| 2007 | 68.3           | 73.1  | 70.3  | 62.1            | 65.8  | 63.6  | 55.3            | 55.6  | 55.4  |
| 2008 | 65.0           | 70.5  | 67.4  | 55.2            | 61.7  | 57.9  | 58.6            | 58.4  | 58.5  |
| 2009 | 65.3           | 74.3  | 69.2  | 60.4            | 65.3  | 62.5  | 61.0            | 60.1  | 60.6  |
| 2010 | 72.6           | 76.6  | 74.3  | 66.8            | 70.8  | 68.5  | 61.6            | 60.8  | 61.3  |

PART - III

RESULTS OF  
HIGHER SECONDARY  
EXAMINATIONS  
(Tables & Statements)

## RESULTS OF HIGHER SECONDARY EXAMINATION- 2010

**Table 1- Annual and Supplementary Examination Results - Regular Students - All Categories**

| Sl. No.               | Name of the Board   | Number of Students |        |        |        |        |               |       |                        |       |        |        | Pass %age |       |       |       |
|-----------------------|---|--------------------|--------|--------|--------|--------|---------------|-------|------------------------|-------|--------|--------|-----------|-------|-------|-------|
|                       |   | Appeared           |        |        | Passed |        |               |       |                        |       |        |        |           |       |       |       |
|                       |   |                    |        |        | Annual |        | Supplementary |       | Annual + Supplementary |       |        |        |           |       |       |       |
|                       |   | Boys               | Girls  | Total  | Boys   | Girls  | Total         | Boys  | Girls                  | Total | Boys   | Girls  | Total     | Boys  | Girls | Total |
| 1                     | 2   | 3                  | 4      | 5      | 6      | 7      | 8             | 9     | 10                     | 11    | 12     | 13     | 14        | 15    | 16    | 17    |
| <b>Central Boards</b> |   |                    |        |        |        |        |               |       |                        |       |        |        |           |       |       |       |
| 1                     | Central Board of Secondary Education, New Delhi                   | 366035             | 271830 | 637865 | 286117 | 236783 | 522900        | 20333 | 12994                  | 33327 | 306450 | 249777 | 556227    | 83.7  | 91.9  | 87.2  |
| 2                     | Council for the Indian School Certificate Examinations, New Delhi | 29378              | 24734  | 54112  | 28491  | 24372  | 52863         |       |                        |       | 28491  | 24372  | 52863     | 97.0  | 98.5  | 97.7  |
| <b>State Boards</b>   |   |                    |        |        |        |        |               |       |                        |       |        |        |           |       |       |       |
| 3                     | Board of Intermediate Education, Andhra Pradesh                   | 378591             | 318076 | 696667 | 236361 | 213887 | 450248        |       |                        |       | 236361 | 213887 | 450248    | 62.4  | 67.2  | 64.6  |
| 4                     | Assam Higher Secondary Education Council                          | 82250              | 81126  | 163376 | 60517  | 59394  | 119911        |       |                        |       | 60517  | 59394  | 119911    | 73.6  | 73.2  | 73.4  |
| 5                     | Banasthali Vidyapith, Rajasthan                                   | 29                 | 299    | 328    | 29     | 296    | 325           |       | 3                      | 3     | 29     | 299    | 328       | 100.0 | 100.0 | 100.0 |
| 6                     | Bihar Intermediate Education Council                              | 319956             | 207122 | 527078 | 294320 | 189372 | 483692        |       |                        |       | 294320 | 189372 | 483692    | 92.0  | 91.4  | 91.8  |
| 7                     | Bihar State Madarsa Education Board                               | 11373              | 16999  | 28372  | 10499  | 15769  | 26268         |       |                        |       | 10499  | 15769  | 26268     | 92.3  | 92.8  | 92.6  |
| 8                     | Chhattisgarh Board of Secondary Education                         | 91945              | 68462  | 160407 | 70201  | 55513  | 125714        | 19    | 10                     | 29    | 70220  | 55523  | 125743    | 76.4  | 81.1  | 78.4  |
| 9                     | Chhatisgarh Madarsa Board, Chhatisgarh                            | 15                 | 155    | 170    | 14     | 136    | 150           |       | 1                      | 1     | 14     | 137    | 151       | 93.3  | 88.4  | 88.8  |
| 10                    | Chhatisgarh Sanskriti Vidya Mandalam                              | 107                | 79     | 186    | 103    | 71     | 174           | 1     |                        | 1     | 104    | 71     | 175       | 97.2  | 89.9  | 94.1  |
| 11                    | Goa Board of Secondary & Higher Secondary Education               | 4950               | 6139   | 11089  | 3527   | 4840   | 8367          |       |                        |       | 3527   | 4840   | 8367      | 71.3  | 78.8  | 75.5  |
| 12                    | Gujarat Secondary & Higher Secondary Education Board              | 219919             | 161585 | 381504 | 185718 | 147793 | 333511        | 7634  | 3741                   | 11375 | 193352 | 151534 | 344886    | 87.9  | 93.8  | 90.4  |
| 13                    | Board of School Education Haryana, Bhiwani                        | 108275             | 88661  | 196936 | 96369  | 84925  | 181294        |       |                        |       | 96369  | 84925  | 181294    | 89.0  | 95.8  | 92.1  |
| 14                    | H.P. Board of School Education, Dharamshala                       | 45806              | 43722  | 89528  | 29029  | 29735  | 58764         | 7013  | 6573                   | 13586 | 36042  | 36308  | 72350     | 78.7  | 83.0  | 80.8  |
| 15                    | J.K State Board of School Education                               | 50164              | 39651  | 89815  | 25192  | 19964  | 45156         | 3675  | 2680                   | 6355  | 28867  | 22644  | 51511     | 57.5  | 57.1  | 57.4  |

## RESULTS OF HIGHER SECONDARY EXAMINATION- 2010

**Table 1- Annual and Supplementary Examination Results - Regular Students - All Categories**

| Sl. No. | Name of the Board   | Number of Students |        |         |        |        |        |               |       |       |                        |        | Pass %age |      |       |       |
|---------|---|--------------------|--------|---------|--------|--------|--------|---------------|-------|-------|------------------------|--------|-----------|------|-------|-------|
|         |   | Appeared           |        |         | Passed |        |        |               |       |       |                        |        |           |      |       |       |
|         |   |                    |        |         | Annual |        |        | Supplementary |       |       | Annual + Supplementary |        |           |      |       |       |
|         |   | Boys               | Girls  | Total   | Boys   | Girls  | Total  | Boys          | Girls | Total | Boys                   | Girls  | Total     | Boys | Girls | Total |
| 1       | 2   | 3                  | 4      | 5       | 6      | 7      | 8      | 9             | 10    | 11    | 12                     | 13     | 14        | 15   | 16    | 17    |
| 16      | Jharkhand Academic Council, Ranchi                                | 139127             | 99697  | 238824  | 67531  | 60298  | 127829 |               |       |       | 67531                  | 60298  | 127829    | 48.5 | 60.5  | 53.5  |
| 17      | Department of Pre-University Education, Karnataka                 | 323898             | 280116 | 604014  | 139184 | 161015 | 300199 | 27505         | 23871 | 51376 | 166689                 | 184886 | 351575    | 51.5 | 66.0  | 58.2  |
| 18      | Kerala Board of Higher Secondary Examination                      | 127371             | 149632 | 277003  | 86586  | 119397 | 205983 | 7298          | 6008  | 13306 | 93884                  | 125405 | 219289    | 73.7 | 83.8  | 79.2  |
| 19      | Maharashtra State Board of Secondary & Higher Secondary Education | 696412             | 522976 | 1219388 | 487579 | 410180 | 897759 | 16028         | 11330 | 27358 | 503607                 | 421510 | 925117    | 72.3 | 80.6  | 75.9  |
| 20      | Board of Secondary Education, Madhya Pradesh                      | 261425             | 158947 | 420372  | 168188 | 118405 | 286593 | 25701         | 16356 | 42057 | 193889                 | 134761 | 328650    | 74.2 | 84.8  | 78.2  |
| 21      | Council of Higher Secondary Education, Imphal, Manipur            | 9204               | 8184   | 17388   | 7394   | 6412   | 13806  | 797           | 786   | 1583  | 8191                   | 7198   | 15389     | 89.0 | 88.0  | 88.5  |
| 22      | Meghalaya Board of School Education                               | 8768               | 10473  | 19241   | 5335   | 7305   | 12640  |               |       |       | 5335                   | 7305   | 12640     | 60.8 | 69.8  | 65.7  |
| 23      | Mizoram Board of School Education                                 | 2330               | 2649   | 4979    | 1795   | 1888   | 3683   | 29            | 73    | 102   | 1824                   | 1961   | 3785      | 78.3 | 74.0  | 76.0  |
| 24      | Nagaland Board of School Education                                | 5141               | 4965   | 10106   | 3821   | 3716   | 7537   |               |       |       | 3821                   | 3716   | 7537      | 74.3 | 74.8  | 74.6  |
| 25      | Council of Higher Secondary Education, Orissa                     | 89962              | 82596  | 172558  | 64856  | 63184  | 128040 |               |       |       | 64856                  | 63184  | 128040    | 72.1 | 76.5  | 74.2  |
| 26      | Punjab School Education Board, Mohali                             | 109646             | 99878  | 209524  | 72110  | 78624  | 150734 |               |       |       | 72110                  | 78624  | 150734    | 65.8 | 78.7  | 71.9  |
| 27      | Board of Secondary Education, Rajasthan, Ajmer                    | 303303             | 161598 | 464901  | 282293 | 157318 | 439611 | 3403          | 1205  | 4608  | 285696                 | 158523 | 444219    | 94.2 | 98.1  | 95.6  |
| 28      | Tamil Nadu State Board of School Examination                      | 318931             | 363676 | 682607  | 261299 | 319961 | 581260 | 16067         | 14143 | 30210 | 277366                 | 334104 | 611470    | 87.0 | 91.9  | 89.6  |
| 29      | Tripura Board of Secondary Education                              | 8297               | 6258   | 14555   | 5989   | 4311   | 10300  |               |       |       | 5989                   | 4311   | 10300     | 72.2 | 68.9  | 70.8  |



## RESULTS OF HIGHER SECONDARY EXAMINATION- 2010

**Table 1- Annual and Supplementary Examination Results - Regular Students - All Categories**

| Sl. No.      | Name of the Board   | Number of Students |                |                |                |                |                |                        |              |               |                |                |                | Pass %age   |             |             |
|--------------|---|--------------------|----------------|----------------|----------------|----------------|----------------|------------------------|--------------|---------------|----------------|----------------|----------------|-------------|-------------|-------------|
|              |   | Appeared           |                |                | Passed         |                |                |                        |              |               |                |                |                |             |             |             |
|              |   | Annual             |                |                | Supplementary  |                |                | Annual + Supplementary |              |               | Boys           | Girls          | Total          |             |             |             |
|              |   | Boys               | Girls          | Total          | Boys           | Girls          | Total          | Boys                   | Girls        | Total         |                |                |                | Boys        | Girls       | Total       |
| 1            | 2   | 3                  | 4              | 5              | 6              | 7              | 8              | 9                      | 10           | 11            | 12             | 13             | 14             | 15          | 16          | 17          |
| 30           | Uttar Pradesh Board of High School & Intermediate Education | 730488             | 600941         | 1331429        | 543150         | 542214         | 1085364        |                        |              |               | 543150         | 542214         | 1085364        | 74.4        | 90.2        | 81.5        |
| 31           | Uttranchal Shiksha Evm Pariksha Parishad, Ramnagar          | 53318              | 51646          | 104964         | 36982          | 43412          | 80394          |                        |              |               | 36982          | 43412          | 80394          | 69.4        | 84.1        | 76.6        |
| 32           | West Bengal Council of Higher Education, Kolkata            | 236462             | 190117         | 426579         | 195760         | 148827         | 344587         |                        |              |               | 195760         | 148827         | 344587         | 82.8        | 78.3        | 80.8        |
| 33           | Board of Madarsa Education, West Bengal, Kolkata **         | 1050               | 209            | 1259           | 886            | 145            | 1031           | 109                    | 37           | 146           | 995            | 182            | 1177           | 94.8        | 87.1        | 93.5        |
| <b>Total</b> |   | <b>5133926</b>     | <b>4123198</b> | <b>9257124</b> | <b>3757225</b> | <b>3329462</b> | <b>7086687</b> | <b>135612</b>          | <b>99811</b> | <b>235423</b> | <b>3892837</b> | <b>3429273</b> | <b>7322110</b> | <b>75.8</b> | <b>83.2</b> | <b>79.1</b> |

\*\* Figures pertain to 'fazil' examination which is equivalent to higher secondary examination.

## RESULTS OF HIGHER SECONDARY EXAMINATION- 2010

**Table 2 -Annual and Supplementary Examination Results - Private Students - All Categories**

| Sl. No.               | Name of the Board   | Number of Students |       |        |        |       |       |               |       |        |                        |       |        | Pass %age |       |       |
|-----------------------|---|--------------------|-------|--------|--------|-------|-------|---------------|-------|--------|------------------------|-------|--------|-----------|-------|-------|
|                       |   | Appeared           |       |        | Passed |       |       |               |       |        |                        |       |        |           |       |       |
|                       |   |                    |       |        | Annual |       |       | Supplementary |       |        | Annual + Supplementary |       |        |           |       |       |
|                       |   | Boys               | Girls | Total  | Boys   | Girls | Total | Boys          | Girls | Total  | Boys                   | Girls | Total  | Boys      | Girls | Total |
| 1                     | 2   | 3                  | 4     | 5      | 6      | 7     | 8     | 9             | 10    | 11     | 12                     | 13    | 14     | 15        | 16    | 17    |
| <b>Central Boards</b> |   |                    |       |        |        |       |       |               |       |        |                        |       |        |           |       |       |
| 1                     | Central Board of Secondary Education, New Delhi                   | 22205              | 12838 | 35043  | 8687   | 6026  | 14713 | 2352          | 1799  | 4151   | 11039                  | 7825  | 18864  | 49.7      | 61.0  | 53.8  |
| 2                     | Council for the Indian School Certificate Examinations, New Delhi | 1261               | 387   | 1648   | 978    | 313   | 1291  |               |       |        | 978                    | 313   | 1291   | 77.6      | 80.9  | 78.3  |
| <b>State Boards</b>   |   |                    |       |        |        |       |       |               |       |        |                        |       |        |           |       |       |
| 3                     | Board of Intermediate Education, Andhra Pradesh                   | 145052             | 76815 | 221867 | 45580  | 29335 | 74915 | 68682         | 45622 | 114304 | 114262                 | 74957 | 189219 | 78.8      | 97.6  | 85.3  |
| 4                     | Assam Higher Secondary Education Council                          | 16778              | 14424 | 31202  | 8925   | 7818  | 16743 |               |       |        | 8925                   | 7818  | 16743  | 53.2      | 54.2  | 53.7  |
| 5                     | Banasthali Vidyapith, Rajasthan                                   |                    |       |        |        |       |       |               |       |        |                        |       |        |           |       |       |
| 6                     | Bihar Intermediate Education Council                              | 32949              | 35301 | 68250  | 28007  | 29537 | 57544 |               |       |        | 28007                  | 29537 | 57544  | 85.0      | 83.7  | 84.3  |
| 7                     | Bihar State Madarsa Education Board                               | 424                | 571   | 995    | 371    | 518   | 889   |               |       |        | 371                    | 518   | 889    | 87.5      | 90.7  | 89.3  |
| 8                     | Chhattisgarh Board of Secondary Education                         | 12290              | 6647  | 18937  | 5552   | 3467  | 9019  | 13            | 6     | 19     | 5565                   | 3473  | 9038   | 45.3      | 52.2  | 47.7  |
| 9                     | Chhatisgarh Madarsa Board, Chhatisgarh                            |                    |       |        |        |       |       |               |       |        |                        |       |        |           |       |       |
| 10                    | Chhatisgarh Sanskriti Vidya Mandalam                              | 10                 | 5     | 15     | 10     | 5     | 15    |               |       |        | 10                     | 5     | 15     | 100.0     | 100.0 | 100.0 |
| 11                    | Goa Board of Secondary & Higher Secondary Education               | 19                 | 5     | 24     | 2      | 1     | 3     |               |       |        | 2                      | 1     | 3      | 10.5      | 20.0  | 12.5  |
| 12                    | Gujarat Secondary & Higher Secondary Education Board              | 25006              | 7631  | 32637  | 15558  | 5684  | 21242 | 2192          | 558   | 2750   | 17750                  | 6242  | 23992  | 71.0      | 81.8  | 73.5  |
| 13                    | Board of School Education Haryana, Bhiwani                        | 3400               | 600   | 4000   | 2235   | 507   | 2742  |               |       |        | 2235                   | 507   | 2742   | 65.7      | 84.5  | 68.6  |
| 14                    | H.P. Board of School Education, Dharamshala                       | 10553              | 7236  | 17789  | 5056   | 3868  | 8924  | 1318          | 1009  | 2327   | 6374                   | 4877  | 11251  | 60.4      | 67.4  | 63.2  |
| 15                    | J.K State Board of School Education                               | 30457              | 21352 | 51809  | 7118   | 5528  | 12646 |               |       |        | 7118                   | 5528  | 12646  | 23.4      | 25.9  | 24.4  |

## RESULTS OF HIGHER SECONDARY EXAMINATION- 2010

**Table 2 -Annual and Supplementary Examination Results - Private Students - All Categories**

| Sl. No. | Name of the Board   | Number of Students |       |        |        |       |       |               |       |       |                        |       | Pass %age |      |       |       |
|---------|---|--------------------|-------|--------|--------|-------|-------|---------------|-------|-------|------------------------|-------|-----------|------|-------|-------|
|         |   | Appeared           |       |        | Passed |       |       |               |       |       |                        |       |           |      |       |       |
|         |   |                    |       |        | Annual |       |       | Supplementary |       |       | Annual + Supplementary |       |           |      |       |       |
|         |   | Boys               | Girls | Total  | Boys   | Girls | Total | Boys          | Girls | Total | Boys                   | Girls | Total     | Boys | Girls | Total |
| 1       | 2   | 3                  | 4     | 5      | 6      | 7     | 8     | 9             | 10    | 11    | 12                     | 13    | 14        | 15   | 16    | 17    |
| 16      | Jharkhand Academic Council, Ranchi                                | 28088              | 11775 | 39863  | 9167   | 4816  | 13983 |               |       |       | 9167                   | 4816  | 13983     | 32.6 | 40.9  | 35.1  |
| 17      | Department of Pre-University Education, Karnataka                 | 31347              | 14839 | 46186  | 6516   | 4460  | 10976 |               |       |       | 6516                   | 4460  | 10976     | 20.8 | 30.1  | 23.8  |
| 18      | Kerala Board of Higher Secondary Examination                      | 44727              | 36224 | 80951  | 11172  | 15602 | 26774 | 2477          | 2411  | 4888  | 13649                  | 18013 | 31662     | 30.5 | 49.7  | 39.1  |
| 19      | Maharashtra State Board of Secondary & Higher Secondary Education | 44598              | 16120 | 60718  | 19462  | 8351  | 27813 | 1626          | 721   | 2347  | 21088                  | 9072  | 30160     | 47.3 | 56.3  | 49.7  |
| 20      | Board of Secondary Education, Madhya Pradesh                      | 45267              | 20599 | 65866  | 15197  | 8132  | 23329 | 5582          | 3269  | 8851  | 20779                  | 11401 | 32180     | 45.9 | 55.3  | 48.9  |
| 21      | Council of Higher Secondary Education, Imphal, Manipur            | 47                 | 20    | 67     | 10     | 10    | 20    | 8             | 5     | 13    | 18                     | 15    | 33        | 38.3 | 75.0  | 49.3  |
| 22      | Meghalaya Board of School Education                               | 3320               | 3290  | 6610   | 705    | 705   | 1410  |               |       |       | 705                    | 705   | 1410      | 21.2 | 21.4  | 21.3  |
| 23      | Mizoram Board of School Education                                 | 1099               | 892   | 1991   | 340    | 209   | 549   | 12            | 15    | 27    | 352                    | 224   | 576       | 32.0 | 25.1  | 28.9  |
| 24      | Nagaland Board of School Education                                | 1282               | 1057  | 2339   | 514    | 403   | 917   |               |       |       | 514                    | 403   | 917       | 40.1 | 38.1  | 39.2  |
| 25      | Council of Higher Secondary Education, Orissa                     | 4756               | 3493  | 8249   | 3840   | 2833  | 6673  |               |       |       | 3840                   | 2833  | 6673      | 80.7 | 81.1  | 80.9  |
| 26      | Punjab School Education Board, Mohali                             | 60475              | 46363 | 106838 | 25971  | 27946 | 53917 |               |       |       | 25971                  | 27946 | 53917     | 42.9 | 60.3  | 50.5  |
| 27      | Board of Secondary Education, Rajasthan, Ajmer                    | 24954              | 15654 | 40608  | 6061   | 5018  | 11079 | 1517          | 1290  | 2807  | 7578                   | 6308  | 13886     | 30.4 | 40.3  | 34.2  |
| 28      | Tamil Nadu State Board of School Examination                      | 27199              | 19741 | 46940  | 7544   | 8021  | 15565 | 5082          | 4348  | 9430  | 12626                  | 12369 | 24995     | 46.4 | 62.7  | 53.2  |
| 29      | Tripura Board of Secondary Education                              | 2652               | 2185  | 4837   | 965    | 798   | 1763  |               |       |       | 965                    | 798   | 1763      | 36.4 | 36.5  | 36.4  |

## RESULTS OF HIGHER SECONDARY EXAMINATION- 2010

**Table 2 -Annual and Supplementary Examination Results - Private Students - All Categories**

| Sl. No.      | Name of the Board   | Number of Students |               |                |               |               |               |               |              |               |                        |               |               | Pass %age   |             |             |
|--------------|---|--------------------|---------------|----------------|---------------|---------------|---------------|---------------|--------------|---------------|------------------------|---------------|---------------|-------------|-------------|-------------|
|              |   | Appeared           |               |                | Passed        |               |               |               |              |               |                        |               |               |             |             |             |
|              |   |                    |               |                | Annual        |               |               | Supplementary |              |               | Annual + Supplementary |               |               |             |             |             |
|              |   | Boys               | Girls         | Total          | Boys          | Girls         | Total         | Boys          | Girls        | Total         | Boys                   | Girls         | Total         | Boys        | Girls       | Total       |
| 1            | 2   | 3                  | 4             | 5              | 6             | 7             | 8             | 9             | 10           | 11            | 12                     | 13            | 14            | 15          | 16          | 17          |
| 30           | Uttar Pradesh Board of High School & Intermediate Education | 104372             | 42239         | 146611         | 70857         | 34188         | 105045        |               |              |               | 70857                  | 34188         | 105045        | 67.9        | 80.9        | 71.6        |
| 31           | Uttranchal Shiksha Evm Pariksha Parishad, Ramnagar          | 6654               | 4583          | 11237          | 3125          | 2899          | 6024          |               |              |               | 3125                   | 2899          | 6024          | 47.0        | 63.3        | 53.6        |
| 32           | West Bengal Council of Higher Education, Kolkata            |                    |               |                |               |               |               |               |              |               |                        |               |               |             |             |             |
| 33           | Board of Madarsa Education, West Bengal, Kolkata **         | 33                 | 9             | 42             | 12            | 4             | 16            |               |              |               | 12                     | 4             | 16            | 36.4        | 44.4        | 38.1        |
| <b>Total</b> |   | <b>731274</b>      | <b>422895</b> | <b>1154169</b> | <b>309537</b> | <b>217002</b> | <b>526539</b> | <b>90861</b>  | <b>61053</b> | <b>151914</b> | <b>400398</b>          | <b>278055</b> | <b>678453</b> | <b>54.8</b> | <b>65.8</b> | <b>58.8</b> |

*Blank row indicates that there is no provision of examination for private candidates in the Board.*

## RESULTS OF HIGHER SECONDARY EXAMINATION- 2010

**Table 3 -Annual and Supplementary Examination Results - Regular + Private Students - All Categories**

| Sl. No.               | Name of the Board   | Number of Students |        |        |        |        |        |               |       |        |                        |        |        | Pass %age |       |       |
|-----------------------|---|--------------------|--------|--------|--------|--------|--------|---------------|-------|--------|------------------------|--------|--------|-----------|-------|-------|
|                       |   | Appeared           |        |        | Passed |        |        |               |       |        |                        |        |        |           |       |       |
|                       |   |                    |        |        | Annual |        |        | Supplementary |       |        | Annual + Supplementary |        |        |           |       |       |
|                       |   | Boys               | Girls  | Total  | Boys   | Girls  | Total  | Boys          | Girls | Total  | Boys                   | Girls  | Total  | Boys      | Girls | Total |
| 1                     | 2   | 3                  | 4      | 5      | 6      | 7      | 8      | 9             | 10    | 11     | 12                     | 13     | 14     | 15        | 16    | 17    |
| <b>Central Boards</b> |   |                    |        |        |        |        |        |               |       |        |                        |        |        |           |       |       |
| 1                     | Central Board of Secondary Education, New Delhi                   | 388240             | 284668 | 672908 | 294804 | 242809 | 537613 | 22685         | 14793 | 37478  | 317489                 | 257602 | 575091 | 81.8      | 90.5  | 85.5  |
| 2                     | Council for the Indian School Certificate Examinations, New Delhi | 30639              | 25121  | 55760  | 29469  | 24685  | 54154  |               |       |        | 29469                  | 24685  | 54154  | 96.2      | 98.3  | 97.1  |
| <b>State Boards</b>   |   |                    |        |        |        |        |        |               |       |        |                        |        |        |           |       |       |
| 3                     | Board of Intermediate Education, Andhra Pradesh                   | 523643             | 394891 | 918534 | 281941 | 243222 | 525163 | 68682         | 45622 | 114304 | 350623                 | 288844 | 639467 | 67.0      | 73.1  | 69.6  |
| 4                     | Assam Higher Secondary Education Council                          | 99028              | 95550  | 194578 | 69442  | 67212  | 136654 |               |       |        | 69442                  | 67212  | 136654 | 70.1      | 70.3  | 70.2  |
| 5                     | Banasthali Vidyapith, Rajasthan                                   | 29                 | 299    | 328    | 29     | 296    | 325    |               | 3     | 3      | 29                     | 299    | 328    | 100.0     | 100.0 | 100.0 |
| 6                     | Bihar Intermediate Education Council                              | 352905             | 242423 | 595328 | 322327 | 218909 | 541236 |               |       |        | 322327                 | 218909 | 541236 | 91.3      | 90.3  | 90.9  |
| 7                     | Bihar State Madarsa Education Board                               | 11797              | 17570  | 29367  | 10870  | 16287  | 27157  |               |       |        | 10870                  | 16287  | 27157  | 92.1      | 92.7  | 92.5  |
| 8                     | Chhattisgarh Board of Secondary Education                         | 104235             | 75109  | 179344 | 75753  | 58980  | 134733 | 32            | 16    | 48     | 75785                  | 58996  | 134781 | 72.7      | 78.5  | 75.2  |
| 9                     | Chhattisgarh Madarsa Board, Chhattisgarh                          | 15                 | 155    | 170    | 14     | 136    | 150    |               | 1     | 1      | 14                     | 137    | 151    | 93.3      | 88.4  | 88.8  |
| 10                    | Chhattisgarh Sanskriti Vidya Mandalam                             | 117                | 84     | 201    | 113    | 76     | 189    | 1             |       | 1      | 114                    | 76     | 190    | 97.4      | 90.5  | 94.5  |
| 11                    | Goa Board of Secondary & Higher Secondary Education               | 4969               | 6144   | 11113  | 3529   | 4841   | 8370   |               |       |        | 3529                   | 4841   | 8370   | 71.0      | 78.8  | 75.3  |
| 12                    | Gujarat Secondary & Higher Secondary Education Board              | 244925             | 169216 | 414141 | 201276 | 153477 | 354753 | 9826          | 4299  | 14125  | 211102                 | 157776 | 368878 | 86.2      | 93.2  | 89.1  |
| 13                    | Board of School Education Haryana, Bhiwani                        | 111675             | 89261  | 200936 | 98604  | 85432  | 184036 |               |       |        | 98604                  | 85432  | 184036 | 88.3      | 95.7  | 91.6  |
| 14                    | H.P. Board of School Education, Dharamshala                       | 56359              | 50958  | 107317 | 34085  | 33603  | 67688  | 8331          | 7582  | 15913  | 42416                  | 41185  | 83601  | 75.3      | 80.8  | 77.9  |
| 15                    | J.K State Board of School Education                               | 80621              | 61003  | 141624 | 32310  | 25492  | 57802  | 3675          | 2680  | 6355   | 35985                  | 28172  | 64157  | 44.6      | 46.2  | 45.3  |

## RESULTS OF HIGHER SECONDARY EXAMINATION- 2010

**Table 3 -Annual and Supplementary Examination Results - Regular + Private Students - All Categories**

| Sl. No. | Name of the Board   | Number of Students |        |         |        |        |        |               |       |       |                        |        |        | Pass %age |       |       |
|---------|---|--------------------|--------|---------|--------|--------|--------|---------------|-------|-------|------------------------|--------|--------|-----------|-------|-------|
|         |   | Appeared           |        |         | Passed |        |        |               |       |       |                        |        |        |           |       |       |
|         |   |                    |        |         | Annual |        |        | Supplementary |       |       | Annual + Supplementary |        |        |           |       |       |
|         |   | Boys               | Girls  | Total   | Boys   | Girls  | Total  | Boys          | Girls | Total | Boys                   | Girls  | Total  | Boys      | Girls | Total |
| 1       | 2   | 3                  | 4      | 5       | 6      | 7      | 8      | 9             | 10    | 11    | 12                     | 13     | 14     | 15        | 16    | 17    |
| 16      | Jharkhand Academic Council, Ranchi                                | 167215             | 111472 | 278687  | 76698  | 65114  | 141812 |               |       |       | 76698                  | 65114  | 141812 | 45.9      | 58.4  | 50.9  |
| 17      | Department of Pre-University Education, Karnataka                 | 355245             | 294955 | 650200  | 145700 | 165475 | 311175 | 27505         | 23871 | 51376 | 173205                 | 189346 | 362551 | 48.8      | 64.2  | 55.8  |
| 18      | Kerala Board of Higher Secondary Examination                      | 172098             | 185856 | 357954  | 97758  | 134999 | 232757 | 9775          | 8419  | 18194 | 107533                 | 143418 | 250951 | 62.5      | 77.2  | 70.1  |
| 19      | Maharashtra State Board of Secondary & Higher Secondary Education | 741010             | 539096 | 1280106 | 507041 | 418531 | 925572 | 17654         | 12051 | 29705 | 524695                 | 430582 | 955277 | 70.8      | 79.9  | 74.6  |
| 20      | Board of Secondary Education, Madhya Pradesh                      | 306692             | 179546 | 486238  | 183385 | 126537 | 309922 | 31283         | 19625 | 50908 | 214668                 | 146162 | 360830 | 70.0      | 81.4  | 74.2  |
| 21      | Council of Higher Secondary Education, Imphal, Manipur            | 9251               | 8204   | 17455   | 7404   | 6422   | 13826  | 805           | 791   | 1596  | 8209                   | 7213   | 15422  | 88.7      | 87.9  | 88.4  |
| 22      | Meghalaya Board of School Education                               | 12088              | 13763  | 25851   | 6040   | 8010   | 14050  |               |       |       | 6040                   | 8010   | 14050  | 50.0      | 58.2  | 54.3  |
| 23      | Mizoram Board of School Education                                 | 3429               | 3541   | 6970    | 2135   | 2097   | 4232   | 41            | 88    | 129   | 2176                   | 2185   | 4361   | 63.5      | 61.7  | 62.6  |
| 24      | Nagaland Board of School Education                                | 6423               | 6022   | 12445   | 4335   | 4119   | 8454   |               |       |       | 4335                   | 4119   | 8454   | 67.5      | 68.4  | 67.9  |
| 25      | Council of Higher Secondary Education, Orissa                     | 94718              | 86089  | 180807  | 68696  | 66017  | 134713 |               |       |       | 68696                  | 66017  | 134713 | 72.5      | 76.7  | 74.5  |
| 26      | Punjab School Education Board, Mohali                             | 170121             | 146241 | 316362  | 98081  | 106570 | 204651 |               |       |       | 98081                  | 106570 | 204651 | 57.7      | 72.9  | 64.7  |
| 27      | Board of Secondary Education, Rajasthan, Ajmer                    | 328257             | 177252 | 505509  | 288354 | 162336 | 450690 | 4920          | 2495  | 7415  | 293274                 | 164831 | 458105 | 89.3      | 93.0  | 90.6  |
| 28      | Tamil Nadu State Board of School Examination                      | 346130             | 383417 | 729547  | 268843 | 327982 | 596825 | 21149         | 18491 | 39640 | 289992                 | 346473 | 636465 | 83.8      | 90.4  | 87.2  |
| 29      | Tripura Board of Secondary Education                              | 10949              | 8443   | 19392   | 6954   | 5109   | 12063  |               |       |       | 6954                   | 5109   | 12063  | 63.5      | 60.5  | 62.2  |

## RESULTS OF HIGHER SECONDARY EXAMINATION- 2010

**Table 3 -Annual and Supplementary Examination Results - Regular + Private Students - All Categories**

| Sl. No.      | Name of the Board   | Number of Students |                |                 |                |                |                |               |               |               |                        |                |                | Pass %age   |             |             |
|--------------|---|--------------------|----------------|-----------------|----------------|----------------|----------------|---------------|---------------|---------------|------------------------|----------------|----------------|-------------|-------------|-------------|
|              |   | Appeared           |                |                 | Passed         |                |                |               |               |               |                        |                |                |             |             |             |
|              |   |                    |                |                 | Annual         |                |                | Supplementary |               |               | Annual + Supplementary |                |                |             |             |             |
|              |   | Boys               | Girls          | Total           | Boys           | Girls          | Total          | Boys          | Girls         | Total         | Boys                   | Girls          | Total          | Boys        | Girls       | Total       |
| 1            | 2   | 3                  | 4              | 5               | 6              | 7              | 8              | 9             | 10            | 11            | 12                     | 13             | 14             | 15          | 16          | 17          |
| 30           | Uttar Pradesh Board of High School & Intermediate Education | 834860             | 643180         | 1478040         | 614007         | 576402         | 1190409        |               |               |               | 614007                 | 576402         | 1190409        | 73.5        | 89.6        | 80.5        |
| 31           | Uttranchal Shiksha Evm Pariksha Parishad, Ramnagar          | 59972              | 56229          | 116201          | 40107          | 46311          | 86418          |               |               |               | 40107                  | 46311          | 86418          | 66.9        | 82.4        | 74.4        |
| 32           | West Bengal Council of Higher Education, Kolkata            | 236462             | 190117         | 426579          | 195760         | 148827         | 344587         |               |               |               | 195760                 | 148827         | 344587         | 82.8        | 78.3        | 80.8        |
| 33           | Board of Madarsa Education, West Bengal, Kolkata **         | 1083               | 218            | 1301            | 898            | 149            | 1047           | 109           | 37            | 146           | 1007                   | 186            | 1193           | 93.0        | 85.3        | 91.7        |
| <b>Total</b> |   | <b>5865200</b>     | <b>4546093</b> | <b>10411293</b> | <b>4066762</b> | <b>3546464</b> | <b>7613226</b> | <b>226473</b> | <b>160864</b> | <b>387337</b> | <b>4293235</b>         | <b>3707328</b> | <b>8000563</b> | <b>73.2</b> | <b>81.5</b> | <b>76.8</b> |

## RESULTS OF HIGHER SECONDARY EXAMINATION- 2010

### Table 4 - Annual and Supplementary Examination Results - Regular SC Students

| Sl. No.               | Name of the Board   | Number of Students |       |        |        |       |       |               |       |       |                        |       |       | Pass %age |       |       |
|-----------------------|---|--------------------|-------|--------|--------|-------|-------|---------------|-------|-------|------------------------|-------|-------|-----------|-------|-------|
|                       |   | Appeared           |       |        | Passed |       |       |               |       |       |                        |       |       |           |       |       |
|                       |   |                    |       |        | Annual |       |       | Supplementary |       |       | Annual + Supplementary |       |       |           |       |       |
|                       |   | Boys               | Girls | Total  | Boys   | Girls | Total | Boys          | Girls | Total | Boys                   | Girls | Total | Boys      | Girls | Total |
| 1                     | 2   | 3                  | 4     | 5      | 6      | 7     | 8     | 9             | 10    | 11    | 12                     | 13    | 14    | 15        | 16    | 17    |
| <b>Central Boards</b> |   |                    |       |        |        |       |       |               |       |       |                        |       |       |           |       |       |
| 1                     | Central Board of Secondary Education, New Delhi                   | 21501              | 17239 | 38740  | 17403  | 15026 | 32429 | 1304          | 952   | 2256  | 18707                  | 15978 | 34685 | 87.0      | 92.7  | 89.5  |
| 2                     | Council for the Indian School Certificate Examinations, New Delhi | 604                | 437   | 1041   | 582    | 426   | 1008  |               |       |       | 582                    | 426   | 1008  | 96.4      | 97.5  | 96.8  |
| <b>State Boards</b>   |   |                    |       |        |        |       |       |               |       |       |                        |       |       |           |       |       |
| 3                     | Board of Intermediate Education, Andhra Pradesh                   | 59210              | 52432 | 111642 | 29156  | 28887 | 58043 |               |       |       | 29156                  | 28887 | 58043 | 49.2      | 55.1  | 52.0  |
| 4                     | Assam Higher Secondary Education Council                          | 6817               | 5958  | 12775  | 4842   | 4119  | 8961  |               |       |       | 4842                   | 4119  | 8961  | 71.0      | 69.1  | 70.1  |
| 5                     | Banasthali Vidyapith, Rajasthan                                   | 4                  | 4     | 8      | 4      | 4     | 8     |               |       |       | 4                      | 4     | 8     | 100.0     | 100.0 | 100.0 |
| 6                     | Bihar Intermediate Education Council                              | 33937              | 15821 | 49758  | 30229  | 13632 | 43861 |               |       |       | 30229                  | 13632 | 43861 | 89.1      | 86.2  | 88.1  |
| 7                     | Bihar State Madarsa Education Board                               |                    |       |        |        |       |       |               |       |       |                        |       |       |           |       |       |
| 8                     | Chhattisgarh Board of Secondary Education                         | 14343              | 10331 | 24674  | 9564   | 7282  | 16846 | 1             | 4     | 5     | 9565                   | 7286  | 16851 | 66.7      | 70.5  | 68.3  |
| 9                     | Chhatisgarh Madarsa Board, Chhatisgarh                            |                    | 4     | 4      |        | 4     | 4     |               |       |       |                        | 4     | 4     |           | 100.0 | 100.0 |
| 10                    | Chhatisgarh Sanskriti Vidya Mandalam                              | 7                  | 7     | 14     | 7      | 7     | 14    |               |       |       | 7                      | 7     | 14    | 100.0     | 100.0 | 100.0 |
| 11                    | Goa Board of Secondary & Higher Secondary Education               | 56                 | 64    | 120    | 37     | 39    | 76    |               |       |       | 37                     | 39    | 76    | 66.1      | 60.9  | 63.3  |
| 12                    | Gujarat Secondary & Higher Secondary Education Board              | 16505              | 11860 | 28365  | 13258  | 10514 | 23772 | 773           | 406   | 1179  | 14031                  | 10920 | 24951 | 85.0      | 92.1  | 88.0  |
| 13                    | Board of School Education Haryana, Bhiwani                        | 17774              | 12760 | 30534  | 15349  | 11899 | 27248 |               |       |       | 15349                  | 11899 | 27248 | 86.4      | 93.3  | 89.2  |
| 14                    | H.P. Board of School Education, Dharamshala                       | 9981               | 9366  | 19347  | 6181   | 6200  | 12381 | 1547          | 1487  | 3034  | 7728                   | 7687  | 15415 | 77.4      | 82.1  | 79.7  |
| 15                    | J.K State Board of School Education                               |                    |       |        |        |       |       |               |       |       |                        |       |       |           |       |       |



## RESULTS OF HIGHER SECONDARY EXAMINATION- 2010

**Table 4 - Annual and Supplementary Examination Results - Regular SC Students**

| Sl. No. | Name of the Board   | Number of Students |       |        |        |       |        |               |       |       |                        |       |        | Pass %age |       |       |
|---------|---|--------------------|-------|--------|--------|-------|--------|---------------|-------|-------|------------------------|-------|--------|-----------|-------|-------|
|         |   | Appeared           |       |        | Passed |       |        |               |       |       |                        |       |        |           |       |       |
|         |   |                    |       |        | Annual |       |        | Supplementary |       |       | Annual + Supplementary |       |        |           |       |       |
|         |   | Boys               | Girls | Total  | Boys   | Girls | Total  | Boys          | Girls | Total | Boys                   | Girls | Total  | Boys      | Girls | Total |
| 1       | 2   | 3                  | 4     | 5      | 6      | 7     | 8      | 9             | 10    | 11    | 12                     | 13    | 14     | 15        | 16    | 17    |
| 16      | Jharkhand Academic Council, Ranchi                                | 15281              | 8113  | 23394  | 7119   | 4642  | 11761  |               |       |       | 7119                   | 4642  | 11761  | 46.6      | 57.2  | 50.3  |
| 17      | Department of Pre-University Education, Karnataka                 | 61934              | 46879 | 108813 | 19564  | 19678 | 39242  | 5253          | 4380  | 9633  | 24817                  | 24058 | 48875  | 40.1      | 51.3  | 44.9  |
| 18      | Kerala Board of Higher Secondary Examination                      | 11889              | 15334 | 27223  | 5193   | 8292  | 13485  | 829           | 882   | 1711  | 6022                   | 9174  | 15196  | 50.7      | 59.8  | 55.8  |
| 19      | Maharashtra State Board of Secondary & Higher Secondary Education | 99775              | 73799 | 173574 | 55202  | 48983 | 104185 | 2675          | 2118  | 4793  | 57877                  | 51101 | 108978 | 58.0      | 69.2  | 62.8  |
| 20      | Board of Secondary Education, Madhya Pradesh                      | 40915              | 20001 | 60916  | 23141  | 13413 | 36554  | 4152          | 2370  | 6522  | 27293                  | 15783 | 43076  | 66.7      | 78.9  | 70.7  |
| 21      | Council of Higher Secondary Education, Imphal, Manipur            | 262                | 273   | 535    | 208    | 207   | 415    | 33            | 32    | 65    | 241                    | 239   | 480    | 92.0      | 87.5  | 89.7  |
| 22      | Meghalaya Board of School Education                               | 67                 | 77    | 144    | 44     | 44    | 88     |               |       |       | 44                     | 44    | 88     | 65.7      | 57.1  | 61.1  |
| 23      | Mizoram Board of School Education                                 | 15                 | 14    | 29     | 11     | 8     | 19     |               |       |       | 11                     | 8     | 19     | 73.3      | 57.1  | 65.5  |
| 24      | Nagaland Board of School Education                                | 58                 | 48    | 106    | 44     | 36    | 80     |               |       |       | 44                     | 36    | 80     | 75.9      | 75.0  | 75.5  |
| 25      | Council of Higher Secondary Education, Orissa                     | 10284              | 8213  | 18497  | 7020   | 5800  | 12820  |               |       |       | 7020                   | 5800  | 12820  | 68.3      | 70.6  | 69.3  |
| 26      | Punjab School Education Board, Mohali                             | 23825              | 22496 | 46321  | 14514  | 16263 | 30777  |               |       |       | 14514                  | 16263 | 30777  | 60.9      | 72.3  | 66.4  |
| 27      | Board of Secondary Education, Rajasthan, Ajmer                    | 40432              | 18389 | 58821  | 37616  | 17815 | 55431  | 473           | 182   | 655   | 38089                  | 17997 | 56086  | 94.2      | 97.9  | 95.4  |
| 28      | Tamil Nadu State Board of School Examination                      | 66203              | 75539 | 141742 | 48008  | 60130 | 108138 | 16067         | 14143 | 30210 | 64075                  | 74273 | 138348 | 96.8      | 98.3  | 97.6  |
| 29      | Tripura Board of Secondary Education                              | 1620               | 1093  | 2713   | 1225   | 782   | 2007   |               |       |       | 1225                   | 782   | 2007   | 75.6      | 71.5  | 74.0  |

## RESULTS OF HIGHER SECONDARY EXAMINATION- 2010

**Table 4 - Annual and Supplementary Examination Results - Regular SC Students**

| Sl. No.      | Name of the Board   | Number of Students |               |                |               |               |               |                        |              |              |               |               |               | Pass %age   |             |             |
|--------------|---|--------------------|---------------|----------------|---------------|---------------|---------------|------------------------|--------------|--------------|---------------|---------------|---------------|-------------|-------------|-------------|
|              |   | Appeared           |               |                | Passed        |               |               |                        |              |              |               |               |               |             |             |             |
|              |   | Annual             |               |                | Supplementary |               |               | Annual + Supplementary |              |              | Boys          | Girls         | Total         |             |             |             |
|              |   | Boys               | Girls         | Total          | Boys          | Girls         | Total         | Boys                   | Girls        | Total        |               |               |               | Boys        | Girls       | Total       |
| 1            | 2   | 3                  | 4             | 5              | 6             | 7             | 8             | 9                      | 10           | 11           | 12            | 13            | 14            | 15          | 16          | 17          |
| 30           | Uttar Pradesh Board of High School & Intermediate Education | 115607             | 84315         | 199922         | 82272         | 74405         | 156677        |                        |              |              | 82272         | 74405         | 156677        | 71.2        | 88.2        | 78.4        |
| 31           | Uttanchal Shiksha Evm Pariksha Parishad, Ramnagar           | 8427               | 7405          | 15832          | 5613          | 6179          | 11792         |                        |              |              | 5613          | 6179          | 11792         | 66.6        | 83.4        | 74.5        |
| 32           | West Bengal Council of Higher Education, Kolkata            | 39108              | 26388         | 65496          | 30133         | 18116         | 48249         |                        |              |              | 30133         | 18116         | 48249         | 77.1        | 68.7        | 73.7        |
| 33           | Board of Madarsa Education, West Bengal, Kolkata **         |                    |               |                |               |               |               |                        |              |              |               |               |               |             |             |             |
| <b>Total</b> |   | <b>716441</b>      | <b>544659</b> | <b>1261100</b> | <b>463539</b> | <b>392832</b> | <b>856371</b> | <b>33107</b>           | <b>26956</b> | <b>60063</b> | <b>496646</b> | <b>419788</b> | <b>916434</b> | <b>69.3</b> | <b>77.1</b> | <b>72.7</b> |

## RESULTS OF HIGHER SECONDARY EXAMINATION- 2010

### Table 5 - Annual and Supplementary Examination Results - Private SC Students

| Sl. No.               | Name of the Board   | Number of Students |       |       |        |       |       |               |       |       |                        |       |       | Pass %age |       |       |
|-----------------------|---|--------------------|-------|-------|--------|-------|-------|---------------|-------|-------|------------------------|-------|-------|-----------|-------|-------|
|                       |   | Appeared           |       |       | Passed |       |       |               |       |       |                        |       |       |           |       |       |
|                       |   |                    |       |       | Annual |       |       | Supplementary |       |       | Annual + Supplementary |       |       |           |       |       |
|                       |   | Boys               | Girls | Total | Boys   | Girls | Total | Boys          | Girls | Total | Boys                   | Girls | Total | Boys      | Girls | Total |
| 1                     | 2   | 3                  | 4     | 5     | 6      | 7     | 8     | 9             | 10    | 11    | 12                     | 13    | 14    | 15        | 16    | 17    |
| <b>Central Boards</b> |   |                    |       |       |        |       |       |               |       |       |                        |       |       |           |       |       |
| 1                     | Central Board of Secondary Education, New Delhi                   | 1160               | 1052  | 2212  | 488    | 467   | 955   | 136           | 161   | 297   | 624                    | 628   | 1252  | 53.8      | 59.7  | 56.6  |
| 2                     | Council for the Indian School Certificate Examinations, New Delhi | 57                 | 19    | 76    | 42     | 17    | 59    |               |       |       | 42                     | 17    | 59    | 73.7      | 89.5  | 77.6  |
| <b>State Boards</b>   |   |                    |       |       |        |       |       |               |       |       |                        |       |       |           |       |       |
| 3                     | Board of Intermediate Education, Andhra Pradesh                   | 33571              | 19839 | 53410 | 9192   | 6614  | 15806 | 13219         | 9717  | 22936 | 22411                  | 16331 | 38742 | 66.8      | 82.3  | 72.5  |
| 4                     | Assam Higher Secondary Education Council                          | 1311               | 1159  | 2470  | 652    | 557   | 1209  |               |       |       | 652                    | 557   | 1209  | 49.7      | 48.1  | 48.9  |
| 5                     | Banasthali Vidyapith, Rajasthan                                   |                    |       |       |        |       |       |               |       |       |                        |       |       |           |       |       |
| 6                     | Bihar Intermediate Education Council                              | 4484               | 3435  | 7919  | 3593   | 2598  | 6191  |               |       |       | 3593                   | 2598  | 6191  | 80.1      | 75.6  | 78.2  |
| 7                     | Bihar State Madarsa Education Board                               |                    |       |       |        |       |       |               |       |       |                        |       |       |           |       |       |
| 8                     | Chhattisgarh Board of Secondary Education                         | 3184               | 1587  | 4771  | 1219   | 717   | 1936  | 1             | 5     | 6     | 1220                   | 722   | 1942  | 38.3      | 45.5  | 40.7  |
| 9                     | Chhatisgarh Madarsa Board, Chhatisgarh                            |                    |       |       |        |       |       |               |       |       |                        |       |       |           |       |       |
| 10                    | Chhatisgarh Sanskriti Vidya Mandalam                              | 1                  |       | 1     | 1      |       | 1     |               |       |       | 1                      |       | 1     | 100.0     |       | 100.0 |
| 11                    | Goa Board of Secondary & Higher Secondary Education               |                    |       |       |        |       |       |               |       |       |                        |       |       |           |       |       |
| 12                    | Gujarat Secondary & Higher Secondary Education Board              | 2710               | 741   | 3451  | 1563   | 510   | 2073  | 270           | 82    | 352   | 1833                   | 592   | 2425  | 67.6      | 79.9  | 70.3  |
| 13                    | Board of School Education Haryana, Bhiwani                        | 162                | 16    | 178   | 35     |       | 35    |               |       |       | 35                     |       | 35    | 21.6      |       | 19.7  |
| 14                    | H.P. Board of School Education, Dharamshala                       | 2054               | 1329  | 3383  | 996    | 718   | 1714  | 187           | 132   | 319   | 1183                   | 850   | 2033  | 57.6      | 64.0  | 60.1  |
| 15                    | J.K State Board of School Education                               |                    |       |       |        |       |       |               |       |       |                        |       |       |           |       |       |

## RESULTS OF HIGHER SECONDARY EXAMINATION- 2010

### Table 5 - Annual and Supplementary Examination Results - Private SC Students

| Sl. No. | Name of the Board   | Number of Students |       |       |        |       |       |               |       |       |                        |       |       | Pass %age |       |       |
|---------|---|--------------------|-------|-------|--------|-------|-------|---------------|-------|-------|------------------------|-------|-------|-----------|-------|-------|
|         |   | Appeared           |       |       | Passed |       |       |               |       |       |                        |       |       |           |       |       |
|         |   |                    |       |       | Annual |       |       | Supplementary |       |       | Annual + Supplementary |       |       |           |       |       |
|         |   | Boys               | Girls | Total | Boys   | Girls | Total | Boys          | Girls | Total | Boys                   | Girls | Total | Boys      | Girls | Total |
| 1       | 2   | 3                  | 4     | 5     | 6      | 7     | 8     | 9             | 10    | 11    | 12                     | 13    | 14    | 15        | 16    | 17    |
| 16      | Jharkhand Academic Council, Ranchi                                | 3122               | 982   | 4104  | 999    | 399   | 1398  |               |       |       | 999                    | 399   | 1398  | 32.0      | 40.6  | 34.1  |
| 17      | Department of Pre-University Education, Karnataka                 | 5670               | 2698  | 8368  | 845    | 563   | 1408  |               |       |       | 845                    | 563   | 1408  | 14.9      | 20.9  | 16.8  |
| 18      | Kerala Board of Higher Secondary Examination                      | 1439               | 1520  | 2959  | 143    | 285   | 428   | 46            | 74    | 120   | 189                    | 359   | 548   | 13.1      | 23.6  | 18.5  |
| 19      | Maharashtra State Board of Secondary & Higher Secondary Education | 6178               | 3123  | 9301  | 2439   | 1112  | 3551  | 244           | 102   | 346   | 2683                   | 1214  | 3897  | 43.4      | 38.9  | 41.9  |
| 20      | Board of Secondary Education, Madhya Pradesh                      | 8216               | 3522  | 11738 | 2506   | 1228  | 3734  | 984           | 561   | 1545  | 3490                   | 1789  | 5279  | 42.5      | 50.8  | 45.0  |
| 21      | Council of Higher Secondary Education, Imphal, Manipur            | 2                  | 1     | 3     | 1      |       | 1     |               | 1     | 1     | 1                      | 1     | 2     | 50.0      | 100.0 | 66.7  |
| 22      | Meghalaya Board of School Education                               | 47                 | 43    | 90    | 7      | 10    | 17    |               |       |       | 7                      | 10    | 17    | 14.9      | 23.3  | 18.9  |
| 23      | Mizoram Board of School Education                                 | 6                  | 6     | 12    | 2      | 3     | 5     |               |       |       | 2                      | 3     | 5     | 33.3      | 50.0  | 41.7  |
| 24      | Nagaland Board of School Education                                | 11                 | 20    | 31    | 6      | 5     | 11    |               |       |       | 6                      | 5     | 11    | 54.5      | 25.0  | 35.5  |
| 25      | Council of Higher Secondary Education, Orissa                     | 450                | 302   | 752   | 372    | 246   | 618   |               |       |       | 372                    | 246   | 618   | 82.7      | 81.5  | 82.2  |
| 26      | Punjab School Education Board, Mohali                             | 11070              | 8649  | 19719 | 4238   | 4370  | 8608  |               |       |       | 4238                   | 4370  | 8608  | 38.3      | 50.5  | 43.7  |
| 27      | Board of Secondary Education, Rajasthan, Ajmer                    | 4278               | 2353  | 6631  | 907    | 661   | 1568  | 278           | 186   | 464   | 1185                   | 847   | 2032  | 27.7      | 36.0  | 30.6  |
| 28      | Tamil Nadu State Board of School Examination                      | 9947               | 6665  | 16612 | 2467   | 2310  | 4777  | 5082          | 4348  | 9430  | 7549                   | 6658  | 14207 | 75.9      | 99.9  | 85.5  |
| 29      | Tripura Board of Secondary Education                              | 449                | 353   | 802   | 168    | 111   | 279   |               |       |       | 168                    | 111   | 279   | 37.4      | 31.4  | 34.8  |

## RESULTS OF HIGHER SECONDARY EXAMINATION- 2010

**Table 5 -Annual and Supplementary Examination Results - Private SC Students**

| Sl. No.      | Name of the Board   | Number of Students |              |               |              |              |              |               |              |              |                        |              |               | Pass %age   |             |             |
|--------------|---|--------------------|--------------|---------------|--------------|--------------|--------------|---------------|--------------|--------------|------------------------|--------------|---------------|-------------|-------------|-------------|
|              |   | Appeared           |              |               | Passed       |              |              |               |              |              |                        |              |               |             |             |             |
|              |   |                    |              |               | Annual       |              |              | Supplementary |              |              | Annual + Supplementary |              |               |             |             |             |
|              |   | Boys               | Girls        | Total         | Boys         | Girls        | Total        | Boys          | Girls        | Total        | Boys                   | Girls        | Total         | Boys        | Girls       | Total       |
| 1            | 2   | 3                  | 4            | 5             | 6            | 7            | 8            | 9             | 10           | 11           | 12                     | 13           | 14            | 15          | 16          | 17          |
| 30           | Uttar Pradesh Board of High School & Intermediate Education | 18277              | 6330         | 24607         | 10485        | 4327         | 14812        |               |              |              | 10485                  | 4327         | 14812         | 57.4        | 68.4        | 60.2        |
| 31           | Uttranchal Shiksha Evm Pariksha Parishad, Ramnagar          | 1348               | 757          | 2105          | 597          | 459          | 1056         |               |              |              | 597                    | 459          | 1056          | 44.3        | 60.6        | 50.2        |
| 32           | West Bengal Council of Higher Education, Kolkata            |                    |              |               |              |              |              |               |              |              |                        |              |               |             |             |             |
| 33           | Board of Madarsa Education, West Bengal, Kolkata **         |                    |              |               |              |              |              |               |              |              |                        |              |               |             |             |             |
| <b>Total</b> |   | <b>119204</b>      | <b>66501</b> | <b>185705</b> | <b>43963</b> | <b>28287</b> | <b>72250</b> | <b>20447</b>  | <b>15369</b> | <b>35816</b> | <b>64410</b>           | <b>43656</b> | <b>108066</b> | <b>54.0</b> | <b>65.6</b> | <b>58.2</b> |

*Blank row indicates that there is no provision of examination for private candidates in the Board.*

## RESULTS OF HIGHER SECONDARY EXAMINATION- 2010

**Table 6 - Annual and Supplementary Examination Results - Regular + Private SC Students**

| Sl. No.               | Name of the Board   | Number of Students |       |        |        |       |       |               |       |       |                        |       |       | Pass %age |       |       |
|-----------------------|---|--------------------|-------|--------|--------|-------|-------|---------------|-------|-------|------------------------|-------|-------|-----------|-------|-------|
|                       |   | Appeared           |       |        | Passed |       |       |               |       |       |                        |       |       |           |       |       |
|                       |   |                    |       |        | Annual |       |       | Supplementary |       |       | Annual + Supplementary |       |       |           |       |       |
|                       |   | Boys               | Girls | Total  | Boys   | Girls | Total | Boys          | Girls | Total | Boys                   | Girls | Total | Boys      | Girls | Total |
| 1                     | 2   | 3                  | 4     | 5      | 6      | 7     | 8     | 9             | 10    | 11    | 12                     | 13    | 14    | 15        | 16    | 17    |
| <b>Central Boards</b> |   |                    |       |        |        |       |       |               |       |       |                        |       |       |           |       |       |
| 1                     | Central Board of Secondary Education, New Delhi                   | 22661              | 18291 | 40952  | 17891  | 15493 | 33384 | 1440          | 1113  | 2553  | 19331                  | 16606 | 35937 | 85.3      | 90.8  | 87.8  |
| 2                     | Council for the Indian School Certificate Examinations, New Delhi | 661                | 456   | 1117   | 624    | 443   | 1067  |               |       |       | 624                    | 443   | 1067  | 94.4      | 97.1  | 95.5  |
| <b>State Boards</b>   |   |                    |       |        |        |       |       |               |       |       |                        |       |       |           |       |       |
| 3                     | Board of Intermediate Education, Andhra Pradesh                   | 92781              | 72271 | 165052 | 38348  | 35501 | 73849 | 13219         | 9717  | 22936 | 51567                  | 45218 | 96785 | 55.6      | 62.6  | 58.6  |
| 4                     | Assam Higher Secondary Education Council                          | 8128               | 7117  | 15245  | 5494   | 4676  | 10170 |               |       |       | 5494                   | 4676  | 10170 | 67.6      | 65.7  | 66.7  |
| 5                     | Banasthali Vidyapith, Rajasthan                                   | 4                  | 4     | 8      | 4      | 4     | 8     |               |       |       | 4                      | 4     | 8     | 100.0     | 100.0 | 100.0 |
| 6                     | Bihar Intermediate Education Council                              | 38421              | 19256 | 57677  | 33822  | 16230 | 50052 |               |       |       | 33822                  | 16230 | 50052 | 88.0      | 84.3  | 86.8  |
| 7                     | Bihar State Madarsa Education Board                               |                    |       |        |        |       |       |               |       |       |                        |       |       |           |       |       |
| 8                     | Chhattisgarh Board of Secondary Education                         | 17527              | 11918 | 29445  | 10783  | 7999  | 18782 | 2             | 9     | 11    | 10785                  | 8008  | 18793 | 61.5      | 67.2  | 63.8  |
| 9                     | Chhatisgarh Madarsa Board, Chhatisgarh                            |                    | 4     | 4      |        | 4     | 4     |               |       |       |                        | 4     | 4     |           | 100.0 | 100.0 |
| 10                    | Chhatisgarh Sanskriti Vidya Mandalam                              | 8                  | 7     | 15     | 8      | 7     | 15    |               |       |       | 8                      | 7     | 15    | 100.0     | 100.0 | 100.0 |
| 11                    | Goa Board of Secondary & Higher Secondary Education               | 56                 | 64    | 120    | 37     | 39    | 76    |               |       |       | 37                     | 39    | 76    | 66.1      | 60.9  | 63.3  |
| 12                    | Gujarat Secondary & Higher Secondary Education Board              | 19215              | 12601 | 31816  | 14821  | 11024 | 25845 | 1043          | 488   | 1531  | 15864                  | 11512 | 27376 | 82.6      | 91.4  | 86.0  |
| 13                    | Board of School Education Haryana, Bhiwani                        | 17936              | 12776 | 30712  | 15384  | 11899 | 27283 |               |       |       | 15384                  | 11899 | 27283 | 85.8      | 93.1  | 88.8  |
| 14                    | H.P. Board of School Education, Dharamshala                       | 12035              | 10695 | 22730  | 7177   | 6918  | 14095 | 1734          | 1619  | 3353  | 8911                   | 8537  | 17448 | 74.0      | 79.8  | 76.8  |
| 15                    | J.K State Board of School Education                               |                    |       |        |        |       |       |               |       |       |                        |       |       |           |       |       |

## RESULTS OF HIGHER SECONDARY EXAMINATION- 2010

**Table 6 - Annual and Supplementary Examination Results - Regular + Private SC Students**

| Sl. No. | Name of the Board   | Number of Students |       |        |        |       |        |               |       |       |                        |       |        | Pass %age |       |       |
|---------|---|--------------------|-------|--------|--------|-------|--------|---------------|-------|-------|------------------------|-------|--------|-----------|-------|-------|
|         |   | Appeared           |       |        | Passed |       |        |               |       |       |                        |       |        |           |       |       |
|         |   |                    |       |        | Annual |       |        | Supplementary |       |       | Annual + Supplementary |       |        |           |       |       |
|         |   | Boys               | Girls | Total  | Boys   | Girls | Total  | Boys          | Girls | Total | Boys                   | Girls | Total  | Boys      | Girls | Total |
| 1       | 2   | 3                  | 4     | 5      | 6      | 7     | 8      | 9             | 10    | 11    | 12                     | 13    | 14     | 15        | 16    | 17    |
| 16      | Jharkhand Academic Council, Ranchi                                | 18403              | 9095  | 27498  | 8118   | 5041  | 13159  |               |       |       | 8118                   | 5041  | 13159  | 44.1      | 55.4  | 47.9  |
| 17      | Department of Pre-University Education, Karnataka                 | 67604              | 49577 | 117181 | 20409  | 20241 | 40650  | 5253          | 4380  | 9633  | 25662                  | 24621 | 50283  | 38.0      | 49.7  | 42.9  |
| 18      | Kerala Board of Higher Secondary Examination                      | 13328              | 16854 | 30182  | 5336   | 8577  | 13913  | 875           | 956   | 1831  | 6211                   | 9533  | 15744  | 46.6      | 56.6  | 52.2  |
| 19      | Maharashtra State Board of Secondary & Higher Secondary Education | 105953             | 76922 | 182875 | 57641  | 50095 | 107736 | 2919          | 2220  | 5139  | 60560                  | 52315 | 112875 | 57.2      | 68.0  | 61.7  |
| 20      | Board of Secondary Education, Madhya Pradesh                      | 49131              | 23523 | 72654  | 25647  | 14641 | 40288  | 5136          | 2931  | 8067  | 30783                  | 17572 | 48355  | 62.7      | 74.7  | 66.6  |
| 21      | Council of Higher Secondary Education, Imphal, Manipur            | 264                | 274   | 538    | 209    | 207   | 416    | 33            | 33    | 66    | 242                    | 240   | 482    | 91.7      | 87.6  | 89.6  |
| 22      | Meghalaya Board of School Education                               | 114                | 120   | 234    | 51     | 54    | 105    |               |       |       | 51                     | 54    | 105    | 44.7      | 45.0  | 44.9  |
| 23      | Mizoram Board of School Education                                 | 21                 | 20    | 41     | 13     | 11    | 24     |               |       |       | 13                     | 11    | 24     | 61.9      | 55.0  | 58.5  |
| 24      | Nagaland Board of School Education                                | 69                 | 68    | 137    | 50     | 41    | 91     |               |       |       | 50                     | 41    | 91     | 72.5      | 60.3  | 66.4  |
| 25      | Council of Higher Secondary Education, Orissa                     | 10734              | 8515  | 19249  | 7392   | 6046  | 13438  |               |       |       | 7392                   | 6046  | 13438  | 68.9      | 71.0  | 69.8  |
| 26      | Punjab School Education Board, Mohali                             | 34895              | 31145 | 66040  | 18752  | 20633 | 39385  |               |       |       | 18752                  | 20633 | 39385  | 53.7      | 66.2  | 59.6  |
| 27      | Board of Secondary Education, Rajasthan, Ajmer                    | 44710              | 20742 | 65452  | 38523  | 18476 | 56999  | 751           | 368   | 1119  | 39274                  | 18844 | 58118  | 87.8      | 90.8  | 88.8  |
| 28      | Tamil Nadu State Board of School Examination                      | 76150              | 82204 | 158354 | 50475  | 62440 | 112915 | 21149         | 18491 | 39640 | 71624                  | 80931 | 152555 | 94.1      | 98.5  | 96.3  |
| 29      | Tripura Board of Secondary Education                              | 2069               | 1446  | 3515   | 1393   | 893   | 2286   |               |       |       | 1393                   | 893   | 2286   | 67.3      | 61.8  | 65.0  |

## RESULTS OF HIGHER SECONDARY EXAMINATION- 2010

**Table 6 -Annual and Supplementary Examination Results - Regular + Private SC Students**

| Sl. No.      | Name of the Board   | Number of Students |               |                |               |               |               |                        |              |              |               |               |                | Pass %age   |             |             |
|--------------|---|--------------------|---------------|----------------|---------------|---------------|---------------|------------------------|--------------|--------------|---------------|---------------|----------------|-------------|-------------|-------------|
|              |   | Appeared           |               |                | Passed        |               |               |                        |              |              |               |               |                |             |             |             |
|              |   | Annual             |               |                | Supplementary |               |               | Annual + Supplementary |              |              |               |               |                |             |             |             |
|              |   | Boys               | Girls         | Total          | Boys          | Girls         | Total         | Boys                   | Girls        | Total        | Boys          | Girls         | Total          | Boys        | Girls       | Total       |
| 1            | 2   | 3                  | 4             | 5              | 6             | 7             | 8             | 9                      | 10           | 11           | 12            | 13            | 14             | 15          | 16          | 17          |
| 30           | Uttar Pradesh Board of High School & Intermediate Education | 133884             | 90645         | 224529         | 92757         | 78732         | 171489        |                        |              |              | 92757         | 78732         | 171489         | 69.3        | 86.9        | 76.4        |
| 31           | Uttanchal Shiksha Evm Pariksha Parishad, Ramnagar           | 9775               | 8162          | 17937          | 6210          | 6638          | 12848         |                        |              |              | 6210          | 6638          | 12848          | 63.5        | 81.3        | 71.6        |
| 32           | West Bengal Council of Higher Education, Kolkata            | 39108              | 26388         | 65496          | 30133         | 18116         | 48249         |                        |              |              | 30133         | 18116         | 48249          | 77.1        | 68.7        | 73.7        |
| 33           | Board of Madarsa Education, West Bengal, Kolkata **         |                    |               |                |               |               |               |                        |              |              |               |               |                |             |             |             |
| <b>Total</b> |   | <b>835645</b>      | <b>611160</b> | <b>1446805</b> | <b>507502</b> | <b>421119</b> | <b>928621</b> | <b>53554</b>           | <b>42325</b> | <b>95879</b> | <b>561056</b> | <b>463444</b> | <b>1024500</b> | <b>67.1</b> | <b>75.8</b> | <b>70.8</b> |



## RESULTS OF HIGHER SECONDARY EXAMINATION- 2010

**Table 7 - Annual and Supplementary Examination Results - Regular ST Students**

| Sl. No.               | Name of the Board   | Number of Students |       |       |        |       |       |               |       |       |                        |       |       | Pass %age |       |       |
|-----------------------|---|--------------------|-------|-------|--------|-------|-------|---------------|-------|-------|------------------------|-------|-------|-----------|-------|-------|
|                       |   | Appeared           |       |       | Passed |       |       |               |       |       |                        |       |       |           |       |       |
|                       |   |                    |       |       | Annual |       |       | Supplementary |       |       | Annual + Supplementary |       |       |           |       |       |
|                       |   | Boys               | Girls | Total | Boys   | Girls | Total | Boys          | Girls | Total | Boys                   | Girls | Total | Boys      | Girls | Total |
| 1                     | 2   | 3                  | 4     | 5     | 6      | 7     | 8     | 9             | 10    | 11    | 12                     | 13    | 14    | 15        | 16    | 17    |
| <b>Central Boards</b> |   |                    |       |       |        |       |       |               |       |       |                        |       |       |           |       |       |
| 1                     | Central Board of Secondary Education, New Delhi                   | 10000              | 8189  | 18189 | 6627   | 5732  | 12359 | 988           | 917   | 1905  | 7615                   | 6649  | 14264 | 76.2      | 81.2  | 78.4  |
| 2                     | Council for the Indian School Certificate Examinations, New Delhi | 809                | 728   | 1537  | 746    | 701   | 1447  |               |       |       | 746                    | 701   | 1447  | 92.2      | 96.3  | 94.1  |
| <b>State Boards</b>   |   |                    |       |       |        |       |       |               |       |       |                        |       |       |           |       |       |
| 3                     | Board of Intermediate Education, Andhra Pradesh                   | 24509              | 16629 | 41138 | 12894  | 8796  | 21690 |               |       |       | 12894                  | 8796  | 21690 | 52.6      | 52.9  | 52.7  |
| 4                     | Assam Higher Secondary Education Council                          | 14778              | 13904 | 28682 | 10207  | 9228  | 19435 |               |       |       | 10207                  | 9228  | 19435 | 69.1      | 66.4  | 67.8  |
| 5                     | Banasthali Vidyapith, Rajasthan                                   | 1                  | 28    | 29    | 1      | 28    | 29    |               |       |       | 1                      | 28    | 29    | 100.0     | 100.0 | 100.0 |
| 6                     | Bihar Intermediate Education Council                              | 4845               | 2481  | 7326  | 4311   | 2206  | 6517  |               |       |       | 4311                   | 2206  | 6517  | 89.0      | 88.9  | 89.0  |
| 7                     | Bihar State Madarsa Education Board                               |                    |       |       |        |       |       |               |       |       |                        |       |       |           |       |       |
| 8                     | Chhattisgarh Board of Secondary Education                         | 20032              | 13583 | 33615 | 15264  | 10906 | 26170 | 10            | 5     | 15    | 15274                  | 10911 | 26185 | 76.2      | 80.3  | 77.9  |
| 9                     | Chhatisgarh Madarsa Board, Chhatisgarh                            |                    | 1     | 1     |        | 1     | 1     |               |       |       |                        | 1     | 1     |           | 100.0 | 100.0 |
| 10                    | Chhatisgarh Sanskriti Vidya Mandalam                              | 44                 | 47    | 91    | 44     | 46    | 90    |               | 1     | 1     | 44                     | 47    | 91    | 100.0     | 100.0 | 100.0 |
| 11                    | Goa Board of Secondary & Higher Secondary Education               | 271                | 323   | 594   | 146    | 222   | 368   |               |       |       | 146                    | 222   | 368   | 53.9      | 68.7  | 62.0  |
| 12                    | Gujarat Secondary & Higher Secondary Education Board              | 26278              | 20919 | 47197 | 21479  | 18613 | 40092 | 1084          | 632   | 1716  | 22563                  | 19245 | 41808 | 85.9      | 92.0  | 88.6  |
| 13                    | Board of School Education Haryana, Bhiwani                        | 52                 | 33    | 85    | 44     | 33    | 77    |               |       |       | 44                     | 33    | 77    | 84.6      | 100.0 | 90.6  |
| 14                    | H.P. Board of School Education, Dharamshala                       | 2482               | 2228  | 4710  | 1562   | 1490  | 3052  | 402           | 335   | 737   | 1964                   | 1825  | 3789  | 79.1      | 81.9  | 80.4  |
| 15                    | J.K State Board of School Education                               |                    |       |       |        |       |       |               |       |       |                        |       |       |           |       |       |

## RESULTS OF HIGHER SECONDARY EXAMINATION- 2010

**Table 7 - Annual and Supplementary Examination Results - Regular ST Students**

| Sl. No. | Name of the Board   | Number of Students |       |       |        |       |       |               |       |       |                        |       |       | Pass %age |       |       |
|---------|---|--------------------|-------|-------|--------|-------|-------|---------------|-------|-------|------------------------|-------|-------|-----------|-------|-------|
|         |   | Appeared           |       |       | Passed |       |       |               |       |       |                        |       |       |           |       |       |
|         |   |                    |       |       | Annual |       |       | Supplementary |       |       | Annual + Supplementary |       |       |           |       |       |
|         |   | Boys               | Girls | Total | Boys   | Girls | Total | Boys          | Girls | Total | Boys                   | Girls | Total | Boys      | Girls | Total |
| 1       | 2   | 3                  | 4     | 5     | 6      | 7     | 8     | 9             | 10    | 11    | 12                     | 13    | 14    | 15        | 16    | 17    |
| 16      | Jharkhand Academic Council, Ranchi                                | 27604              | 22235 | 49839 | 12912  | 12613 | 25525 |               |       |       | 12912                  | 12613 | 25525 | 46.8      | 56.7  | 51.2  |
| 17      | Department of Pre-University Education, Karnataka                 | 20117              | 13968 | 34085 | 6747   | 6475  | 13222 | 1536          | 1230  | 2766  | 8283                   | 7705  | 15988 | 41.2      | 55.2  | 46.9  |
| 18      | Kerala Board of Higher Secondary Examination                      | 1757               | 1949  | 3706  | 611    | 887   | 1498  | 93            | 102   | 195   | 704                    | 989   | 1693  | 40.1      | 50.7  | 45.7  |
| 19      | Maharashtra State Board of Secondary & Higher Secondary Education | 41915              | 27638 | 69553 | 27084  | 18883 | 45967 | 855           | 606   | 1461  | 27939                  | 19489 | 47428 | 66.7      | 70.5  | 68.2  |
| 20      | Board of Secondary Education, Madhya Pradesh                      | 24551              | 13926 | 38477 | 14972  | 9050  | 24022 | 2683          | 1737  | 4420  | 17655                  | 10787 | 28442 | 71.9      | 77.5  | 73.9  |
| 21      | Council of Higher Secondary Education, Imphal, Manipur            | 3506               | 3251  | 6757  | 2712   | 2579  | 5291  | 281           | 271   | 552   | 2993                   | 2850  | 5843  | 85.4      | 87.7  | 86.5  |
| 22      | Meghalaya Board of School Education                               | 7669               | 9466  | 17135 | 4646   | 6605  | 11251 |               |       |       | 4646                   | 6605  | 11251 | 60.6      | 69.8  | 65.7  |
| 23      | Mizoram Board of School Education                                 | 2275               | 2594  | 4869  | 1745   | 1844  | 3589  | 29            | 73    | 102   | 1774                   | 1917  | 3691  | 78.0      | 73.9  | 75.8  |
| 24      | Nagaland Board of School Education                                | 4646               | 4577  | 9223  | 3416   | 3395  | 6811  |               |       |       | 3416                   | 3395  | 6811  | 73.5      | 74.2  | 73.8  |
| 25      | Council of Higher Secondary Education, Orissa                     | 10506              | 8317  | 18823 | 6657   | 5302  | 11959 |               |       |       | 6657                   | 5302  | 11959 | 63.4      | 63.7  | 63.5  |
| 26      | Punjab School Education Board, Mohali                             | 39                 | 30    | 69    | 24     | 22    | 46    |               |       |       | 24                     | 22    | 46    | 61.5      | 73.3  | 66.7  |
| 27      | Board of Secondary Education, Rajasthan, Ajmer                    | 30181              | 13732 | 43913 | 27889  | 13234 | 41123 | 425           | 132   | 557   | 28314                  | 13366 | 41680 | 93.8      | 97.3  | 94.9  |
| 28      | Tamil Nadu State Board of School Examination                      | 2276               | 1828  | 4104  | 1692   | 1403  | 3095  | 138           | 127   | 265   | 1830                   | 1530  | 3360  | 80.4      | 83.7  | 81.9  |
| 29      | Tripura Board of Secondary Education                              | 1976               | 1456  | 3432  | 1010   | 658   | 1668  |               |       |       | 1010                   | 658   | 1668  | 51.1      | 45.2  | 48.6  |

## RESULTS OF HIGHER SECONDARY EXAMINATION- 2010

**Table 7 -Annual and Supplementary Examination Results - Regular ST Students**

| Sl. No.      | Name of the Board   | Number of Students |               |               |               |               |               |                        |             |              |               |               |               | Pass %age   |             |             |
|--------------|---|--------------------|---------------|---------------|---------------|---------------|---------------|------------------------|-------------|--------------|---------------|---------------|---------------|-------------|-------------|-------------|
|              |   | Appeared           |               |               | Passed        |               |               |                        |             |              |               |               |               |             |             |             |
|              |   | Annual             |               |               | Supplementary |               |               | Annual + Supplementary |             |              | Boys          | Girls         | Total         |             |             |             |
|              |   | Boys               | Girls         | Total         | Boys          | Girls         | Total         | Boys                   | Girls       | Total        |               |               |               | Boys        | Girls       | Total       |
| 1            | 2   | 3                  | 4             | 5             | 6             | 7             | 8             | 9                      | 10          | 11           | 12            | 13            | 14            | 15          | 16          | 17          |
| 30           | Uttar Pradesh Board of High School & Intermediate Education | 4690               | 2743          | 7433          | 2916          | 2276          | 5192          |                        |             |              | 2916          | 2276          | 5192          | 62.2        | 83.0        | 69.9        |
| 31           | Uttanchal Shiksha Evm Pariksha Parishad, Ramnagar           | 1920               | 2047          | 3967          | 1210          | 1668          | 2878          |                        |             |              | 1210          | 1668          | 2878          | 63.0        | 81.5        | 72.5        |
| 32           | West Bengal Council of Higher Education, Kolkata            | 6344               | 3814          | 10158         | 4468          | 2454          | 6922          |                        |             |              | 4468          | 2454          | 6922          | 70.4        | 64.3        | 68.1        |
| 33           | Board of Madarsa Education, West Bengal, Kolkata **         |                    |               |               |               |               |               |                        |             |              |               |               |               |             |             |             |
| <b>Total</b> |   | <b>296073</b>      | <b>212664</b> | <b>508737</b> | <b>194036</b> | <b>147350</b> | <b>341386</b> | <b>8524</b>            | <b>6168</b> | <b>14692</b> | <b>202560</b> | <b>153518</b> | <b>356078</b> | <b>68.4</b> | <b>72.2</b> | <b>70.0</b> |

## RESULTS OF HIGHER SECONDARY EXAMINATION- 2010

**Table 8 - Annual and Supplementary Examination Results - Private ST Students**

| Sl. No.               | Name of the Board   | Number of Students |       |       |        |       |       |               |       |       |                        |       |       | Pass %age |       |       |
|-----------------------|---|--------------------|-------|-------|--------|-------|-------|---------------|-------|-------|------------------------|-------|-------|-----------|-------|-------|
|                       |   | Appeared           |       |       | Passed |       |       |               |       |       |                        |       |       |           |       |       |
|                       |   |                    |       |       | Annual |       |       | Supplementary |       |       | Annual + Supplementary |       |       |           |       |       |
|                       |   | Boys               | Girls | Total | Boys   | Girls | Total | Boys          | Girls | Total | Boys                   | Girls | Total | Boys      | Girls | Total |
| 1                     | 2   | 3                  | 4     | 5     | 6      | 7     | 8     | 9             | 10    | 11    | 12                     | 13    | 14    | 15        | 16    | 17    |
| <b>Central Boards</b> |   |                    |       |       |        |       |       |               |       |       |                        |       |       |           |       |       |
| 1                     | Central Board of Secondary Education, New Delhi                   | 891                | 613   | 1504  | 383    | 251   | 634   | 132           | 113   | 245   | 515                    | 364   | 879   | 57.8      | 59.4  | 58.4  |
| 2                     | Council for the Indian School Certificate Examinations, New Delhi | 43                 | 23    | 66    | 25     | 15    | 40    |               |       |       | 25                     | 15    | 40    | 58.1      | 65.2  | 60.6  |
| <b>State Boards</b>   |   |                    |       |       |        |       |       |               |       |       |                        |       |       |           |       |       |
| 3                     | Board of Intermediate Education, Andhra Pradesh                   | 12741              | 7165  | 19906 | 3877   | 2261  | 6138  | 5285          | 3461  | 8746  | 9162                   | 5722  | 14884 | 71.9      | 79.9  | 74.8  |
| 4                     | Assam Higher Secondary Education Council                          | 3762               | 3735  | 7497  | 1878   | 2119  | 3997  |               |       |       | 1878                   | 2119  | 3997  | 49.9      | 56.7  | 53.3  |
| 5                     | Banasthali Vidyapith, Rajasthan                                   |                    |       |       |        |       |       |               |       |       |                        |       |       |           |       |       |
| 6                     | Bihar Intermediate Education Council                              | 520                | 413   | 933   | 399    | 313   | 712   |               |       |       | 399                    | 313   | 712   | 76.7      | 75.8  | 76.3  |
| 7                     | Bihar State Madarsa Education Board                               |                    |       |       |        |       |       |               |       |       |                        |       |       |           |       |       |
| 8                     | Chhattisgarh Board of Secondary Education                         | 1791               | 978   | 2769  | 825    | 552   | 1377  |               |       |       | 825                    | 552   | 1377  | 46.1      | 56.4  | 49.7  |
| 9                     | Chhatisgarh Madarsa Board, Chhatisgarh                            |                    |       |       |        |       |       |               |       |       |                        |       |       |           |       |       |
| 10                    | Chhatisgarh Sanskriti Vidya Mandalam                              | 1                  | 3     | 4     | 1      | 3     | 4     |               |       |       | 1                      | 3     | 4     | 100.0     | 100.0 | 100.0 |
| 11                    | Goa Board of Secondary & Higher Secondary Education               |                    |       |       |        |       |       |               |       |       |                        |       |       |           |       |       |
| 12                    | Gujarat Secondary & Higher Secondary Education Board              | 1467               | 412   | 1879  | 835    | 257   | 1092  | 141           | 33    | 174   | 976                    | 290   | 1266  | 66.5      | 70.4  | 67.4  |
| 13                    | Board of School Education Haryana, Bhiwani                        | 1                  | 1     | 2     |        |       |       |               |       |       |                        |       |       |           |       |       |
| 14                    | H.P. Board of School Education, Dharamshala                       | 659                | 561   | 1220  | 346    | 316   | 662   | 62            | 50    | 112   | 408                    | 366   | 774   | 61.9      | 65.2  | 63.4  |
| 15                    | J.K State Board of School Education                               |                    |       |       |        |       |       |               |       |       |                        |       |       |           |       |       |

## RESULTS OF HIGHER SECONDARY EXAMINATION- 2010

### Table 8 - Annual and Supplementary Examination Results - Private ST Students

| Sl. No. | Name of the Board   | Number of Students |       |       |        |       |       |               |       |       |                        |       |       | Pass %age |       |       |
|---------|---|--------------------|-------|-------|--------|-------|-------|---------------|-------|-------|------------------------|-------|-------|-----------|-------|-------|
|         |   | Appeared           |       |       | Passed |       |       |               |       |       |                        |       |       |           |       |       |
|         |   |                    |       |       | Annual |       |       | Supplementary |       |       | Annual + Supplementary |       |       |           |       |       |
|         |   | Boys               | Girls | Total | Boys   | Girls | Total | Boys          | Girls | Total | Boys                   | Girls | Total | Boys      | Girls | Total |
| 1       | 2   | 3                  | 4     | 5     | 6      | 7     | 8     | 9             | 10    | 11    | 12                     | 13    | 14    | 15        | 16    | 17    |
| 16      | Jharkhand Academic Council, Ranchi                                | 6508               | 3444  | 9952  | 1889   | 1203  | 3092  |               |       |       | 1889                   | 1203  | 3092  | 29.0      | 34.9  | 31.1  |
| 17      | Department of Pre-University Education, Karnataka                 | 1568               | 708   | 2276  | 248    | 179   | 427   |               |       |       | 248                    | 179   | 427   | 15.8      | 25.3  | 18.8  |
| 18      | Kerala Board of Higher Secondary Examination                      | 110                | 110   | 220   | 14     | 22    | 36    | 5             | 6     | 11    | 19                     | 28    | 47    | 17.3      | 25.5  | 21.4  |
| 19      | Maharashtra State Board of Secondary & Higher Secondary Education | 1570               | 613   | 2183  | 732    | 353   | 1085  | 55            | 26    | 81    | 787                    | 379   | 1166  | 50.1      | 61.8  | 53.4  |
| 20      | Board of Secondary Education, Madhya Pradesh                      | 6734               | 2493  | 9227  | 1823   | 800   | 2623  | 781           | 349   | 1130  | 2604                   | 1149  | 3753  | 38.7      | 46.1  | 40.7  |
| 21      | Council of Higher Secondary Education, Imphal, Manipur            | 27                 | 12    | 39    | 4      | 6     | 10    | 4             | 2     | 6     | 8                      | 8     | 16    | 29.6      | 66.7  | 41.0  |
| 22      | Meghalaya Board of School Education                               | 3069               | 3118  | 6187  | 626    | 640   | 1266  |               |       |       | 626                    | 640   | 1266  | 20.4      | 20.5  | 20.5  |
| 23      | Mizoram Board of School Education                                 | 1075               | 872   | 1947  | 334    | 205   | 539   | 11            | 15    | 26    | 345                    | 220   | 565   | 32.1      | 25.2  | 29.0  |
| 24      | Nagaland Board of School Education                                | 1209               | 976   | 2185  | 484    | 368   | 852   |               |       |       | 484                    | 368   | 852   | 40.0      | 37.7  | 39.0  |
| 25      | Council of Higher Secondary Education, Orissa                     | 752                | 493   | 1245  | 610    | 413   | 1023  |               |       |       | 610                    | 413   | 1023  | 81.1      | 83.8  | 82.2  |
| 26      | Punjab School Education Board, Mohali                             | 77                 | 60    | 137   | 35     | 25    | 60    |               |       |       | 35                     | 25    | 60    | 45.5      | 41.7  | 43.8  |
| 27      | Board of Secondary Education, Rajasthan, Ajmer                    | 2518               | 1157  | 3675  | 527    | 257   | 784   | 126           | 70    | 196   | 653                    | 327   | 980   | 25.9      | 28.3  | 26.7  |
| 28      | Tamil Nadu State Board of School Examination                      | 329                | 218   | 547   | 74     | 81    | 155   | 60            | 32    | 92    | 134                    | 113   | 247   | 40.7      | 51.8  | 45.2  |
| 29      | Tripura Board of Secondary Education                              | 1073               | 894   | 1967  | 341    | 305   | 646   |               |       |       | 341                    | 305   | 646   | 31.8      | 34.1  | 32.8  |

## RESULTS OF HIGHER SECONDARY EXAMINATION- 2010

**Table 8 -Annual and Supplementary Examination Results - Private ST Students**

| Sl. No.      | Name of the Board   | Number of Students |              |              |              |              |              |               |             |              |                        |              |              | Pass %age   |             |             |
|--------------|---|--------------------|--------------|--------------|--------------|--------------|--------------|---------------|-------------|--------------|------------------------|--------------|--------------|-------------|-------------|-------------|
|              |   | Appeared           |              |              | Passed       |              |              |               |             |              |                        |              |              |             |             |             |
|              |   |                    |              |              | Annual       |              |              | Supplementary |             |              | Annual + Supplementary |              |              |             |             |             |
|              |   | Boys               | Girls        | Total        | Boys         | Girls        | Total        | Boys          | Girls       | Total        | Boys                   | Girls        | Total        | Boys        | Girls       | Total       |
| 1            | 2   | 3                  | 4            | 5            | 6            | 7            | 8            | 9             | 10          | 11           | 12                     | 13           | 14           | 15          | 16          | 17          |
| 30           | Uttar Pradesh Board of High School & Intermediate Education | 597                | 244          | 841          | 309          | 167          | 476          |               |             |              | 309                    | 167          | 476          | 51.8        | 68.4        | 56.6        |
| 31           | Uttanchal Shiksha Evm Pariksha Parishad, Ramnagar           | 403                | 212          | 615          | 160          | 133          | 293          |               |             |              | 160                    | 133          | 293          | 39.7        | 62.7        | 47.6        |
| 32           | West Bengal Council of Higher Education, Kolkata            |                    |              |              |              |              |              |               |             |              |                        |              |              |             |             |             |
| 33           | Board of Madarsa Education, West Bengal, Kolkata **         |                    |              |              |              |              |              |               |             |              |                        |              |              |             |             |             |
| <b>Total</b> |   | <b>49495</b>       | <b>29528</b> | <b>79023</b> | <b>16779</b> | <b>11244</b> | <b>28023</b> | <b>6662</b>   | <b>4157</b> | <b>10819</b> | <b>23441</b>           | <b>15401</b> | <b>38842</b> | <b>47.4</b> | <b>52.2</b> | <b>49.2</b> |

*Blank row indicates that there is no provision of examination for private candidates in the Board.*

## RESULTS OF HIGHER SECONDARY EXAMINATION- 2010

**Table 9 - Annual and Supplementary Examination Results - Regular + Private ST Students**

| Sl. No.               | Name of the Board   | Number of Students |       |       |        |       |       |               |       |       |                        |       |       | Pass %age |       |       |
|-----------------------|---|--------------------|-------|-------|--------|-------|-------|---------------|-------|-------|------------------------|-------|-------|-----------|-------|-------|
|                       |   | Appeared           |       |       | Passed |       |       |               |       |       |                        |       |       |           |       |       |
|                       |   |                    |       |       | Annual |       |       | Supplementary |       |       | Annual + Supplementary |       |       |           |       |       |
|                       |   | Boys               | Girls | Total | Boys   | Girls | Total | Boys          | Girls | Total | Boys                   | Girls | Total | Boys      | Girls | Total |
| 1                     | 2   | 3                  | 4     | 5     | 6      | 7     | 8     | 9             | 10    | 11    | 12                     | 13    | 14    | 15        | 16    | 17    |
| <b>Central Boards</b> |   |                    |       |       |        |       |       |               |       |       |                        |       |       |           |       |       |
| 1                     | Central Board of Secondary Education, New Delhi                   | 10891              | 8802  | 19693 | 7010   | 5983  | 12993 | 1120          | 1030  | 2150  | 8130                   | 7013  | 15143 | 74.6      | 79.7  | 76.9  |
| 2                     | Council for the Indian School Certificate Examinations, New Delhi | 852                | 751   | 1603  | 771    | 716   | 1487  |               |       |       | 771                    | 716   | 1487  | 90.5      | 95.3  | 92.8  |
| <b>State Boards</b>   |   |                    |       |       |        |       |       |               |       |       |                        |       |       |           |       |       |
| 3                     | Board of Intermediate Education, Andhra Pradesh                   | 37250              | 23794 | 61044 | 16771  | 11057 | 27828 | 5285          | 3461  | 8746  | 22056                  | 14518 | 36574 | 59.2      | 61.0  | 59.9  |
| 4                     | Assam Higher Secondary Education Council                          | 18540              | 17639 | 36179 | 12085  | 11347 | 23432 |               |       |       | 12085                  | 11347 | 23432 | 65.2      | 64.3  | 64.8  |
| 5                     | Banasthali Vidyapith, Rajasthan                                   | 1                  | 28    | 29    | 1      | 28    | 29    |               |       |       | 1                      | 28    | 29    | 100.0     | 100.0 | 100.0 |
| 6                     | Bihar Intermediate Education Council                              | 5365               | 2894  | 8259  | 4710   | 2519  | 7229  |               |       |       | 4710                   | 2519  | 7229  | 87.8      | 87.0  | 87.5  |
| 7                     | Bihar State Madarsa Education Board                               |                    |       |       |        |       |       |               |       |       |                        |       |       |           |       |       |
| 8                     | Chhattisgarh Board of Secondary Education                         | 21823              | 14561 | 36384 | 16089  | 11458 | 27547 | 10            | 5     | 15    | 16099                  | 11463 | 27562 | 73.8      | 78.7  | 75.8  |
| 9                     | Chhatisgarh Madarsa Board, Chhatisgarh                            |                    | 1     | 1     |        | 1     | 1     |               |       |       |                        | 1     | 1     |           | 100.0 | 100.0 |
| 10                    | Chhatisgarh Sanskriti Vidya Mandalam                              | 45                 | 50    | 95    | 45     | 49    | 94    |               | 1     | 1     | 45                     | 50    | 95    | 100.0     | 100.0 | 100.0 |
| 11                    | Goa Board of Secondary & Higher Secondary Education               | 271                | 323   | 594   | 146    | 222   | 368   |               |       |       | 146                    | 222   | 368   | 53.9      | 68.7  | 62.0  |
| 12                    | Gujarat Secondary & Higher Secondary Education Board              | 27745              | 21331 | 49076 | 22314  | 18870 | 41184 | 1225          | 665   | 1890  | 23539                  | 19535 | 43074 | 84.8      | 91.6  | 87.8  |
| 13                    | Board of School Education Haryana, Bhiwani                        | 53                 | 34    | 87    | 44     | 33    | 77    |               |       |       | 44                     | 33    | 77    | 83.0      | 97.1  | 88.5  |
| 14                    | H.P. Board of School Education, Dharamshala                       | 3141               | 2789  | 5930  | 1908   | 1806  | 3714  | 464           | 385   | 849   | 2372                   | 2191  | 4563  | 75.5      | 78.6  | 76.9  |
| 15                    | J.K State Board of School Education                               |                    |       |       |        |       |       |               |       |       |                        |       |       |           |       |       |

## RESULTS OF HIGHER SECONDARY EXAMINATION- 2010

### Table 9 - Annual and Supplementary Examination Results - Regular + Private ST Students

| Sl. No. | Name of the Board   | Number of Students |       |       |        |       |       |               |       |       |                        |       |       | Pass %age |       |       |
|---------|---|--------------------|-------|-------|--------|-------|-------|---------------|-------|-------|------------------------|-------|-------|-----------|-------|-------|
|         |   | Appeared           |       |       | Passed |       |       |               |       |       |                        |       |       |           |       |       |
|         |   |                    |       |       | Annual |       |       | Supplementary |       |       | Annual + Supplementary |       |       |           |       |       |
|         |   | Boys               | Girls | Total | Boys   | Girls | Total | Boys          | Girls | Total | Boys                   | Girls | Total | Boys      | Girls | Total |
| 1       | 2   | 3                  | 4     | 5     | 6      | 7     | 8     | 9             | 10    | 11    | 12                     | 13    | 14    | 15        | 16    | 17    |
| 16      | Jharkhand Academic Council, Ranchi                                | 34112              | 25679 | 59791 | 14801  | 13816 | 28617 |               |       |       | 14801                  | 13816 | 28617 | 43.4      | 53.8  | 47.9  |
| 17      | Department of Pre-University Education, Karnataka                 | 21685              | 14676 | 36361 | 6995   | 6654  | 13649 | 1536          | 1230  | 2766  | 8531                   | 7884  | 16415 | 39.3      | 53.7  | 45.1  |
| 18      | Kerala Board of Higher Secondary Examination                      | 1867               | 2059  | 3926  | 625    | 909   | 1534  | 98            | 108   | 206   | 723                    | 1017  | 1740  | 38.7      | 49.4  | 44.3  |
| 19      | Maharashtra State Board of Secondary & Higher Secondary Education | 43485              | 28251 | 71736 | 27816  | 19236 | 47052 | 910           | 632   | 1542  | 28726                  | 19868 | 48594 | 66.1      | 70.3  | 67.7  |
| 20      | Board of Secondary Education, Madhya Pradesh                      | 31285              | 16419 | 47704 | 16795  | 9850  | 26645 | 3464          | 2086  | 5550  | 20259                  | 11936 | 32195 | 64.8      | 72.7  | 67.5  |
| 21      | Council of Higher Secondary Education, Imphal, Manipur            | 3533               | 3263  | 6796  | 2716   | 2585  | 5301  | 285           | 273   | 558   | 3001                   | 2858  | 5859  | 84.9      | 87.6  | 86.2  |
| 22      | Meghalaya Board of School Education                               | 10738              | 12584 | 23322 | 5272   | 7245  | 12517 |               |       |       | 5272                   | 7245  | 12517 | 49.1      | 57.6  | 53.7  |
| 23      | Mizoram Board of School Education                                 | 3350               | 3466  | 6816  | 2079   | 2049  | 4128  | 40            | 88    | 128   | 2119                   | 2137  | 4256  | 63.3      | 61.7  | 62.4  |
| 24      | Nagaland Board of School Education                                | 5855               | 5553  | 11408 | 3900   | 3763  | 7663  |               |       |       | 3900                   | 3763  | 7663  | 66.6      | 67.8  | 67.2  |
| 25      | Council of Higher Secondary Education, Orissa                     | 11258              | 8810  | 20068 | 7267   | 5715  | 12982 |               |       |       | 7267                   | 5715  | 12982 | 64.5      | 64.9  | 64.7  |
| 26      | Punjab School Education Board, Mohali                             | 116                | 90    | 206   | 59     | 47    | 106   |               |       |       | 59                     | 47    | 106   | 50.9      | 52.2  | 51.5  |
| 27      | Board of Secondary Education, Rajasthan, Ajmer                    | 32699              | 14889 | 47588 | 28416  | 13491 | 41907 | 551           | 202   | 753   | 28967                  | 13693 | 42660 | 88.6      | 92.0  | 89.6  |
| 28      | Tamil Nadu State Board of School Examination                      | 2605               | 2046  | 4651  | 1766   | 1484  | 3250  | 198           | 159   | 357   | 1964                   | 1643  | 3607  | 75.4      | 80.3  | 77.6  |
| 29      | Tripura Board of Secondary Education                              | 3049               | 2350  | 5399  | 1351   | 963   | 2314  |               |       |       | 1351                   | 963   | 2314  | 44.3      | 41.0  | 42.9  |



## RESULTS OF HIGHER SECONDARY EXAMINATION- 2010

**Table 9 -Annual and Supplementary Examination Results - Regular + Private ST Students**

| Sl. No.      | Name of the Board   | Number of Students |               |               |               |               |               |                        |              |              |               |               |               | Pass %age   |             |             |
|--------------|---|--------------------|---------------|---------------|---------------|---------------|---------------|------------------------|--------------|--------------|---------------|---------------|---------------|-------------|-------------|-------------|
|              |   | Appeared           |               |               | Passed        |               |               |                        |              |              |               |               |               |             |             |             |
|              |   | Annual             |               |               | Supplementary |               |               | Annual + Supplementary |              |              | Boys          | Girls         | Total         |             |             |             |
|              |   | Boys               | Girls         | Total         | Boys          | Girls         | Total         | Boys                   | Girls        | Total        |               |               |               | Boys        | Girls       | Total       |
| 1            | 2   | 3                  | 4             | 5             | 6             | 7             | 8             | 9                      | 10           | 11           | 12            | 13            | 14            | 15          | 16          | 17          |
| 30           | Uttar Pradesh Board of High School & Intermediate Education | 5287               | 2987          | 8274          | 3225          | 2443          | 5668          |                        |              |              | 3225          | 2443          | 5668          | 61.0        | 81.8        | 68.5        |
| 31           | Uttanchal Shiksha Evm Pariksha Parishad, Ramnagar           | 2323               | 2259          | 4582          | 1370          | 1801          | 3171          |                        |              |              | 1370          | 1801          | 3171          | 59.0        | 79.7        | 69.2        |
| 32           | West Bengal Council of Higher Education, Kolkata            | 6344               | 3814          | 10158         | 4468          | 2454          | 6922          |                        |              |              | 4468          | 2454          | 6922          | 70.4        | 64.3        | 68.1        |
| 33           | Board of Madarsa Education, West Bengal, Kolkata **         |                    |               |               |               |               |               |                        |              |              |               |               |               |             |             |             |
| <b>Total</b> |   | <b>345568</b>      | <b>242192</b> | <b>587760</b> | <b>210815</b> | <b>158594</b> | <b>369409</b> | <b>15186</b>           | <b>10325</b> | <b>25511</b> | <b>226001</b> | <b>168919</b> | <b>394920</b> | <b>65.4</b> | <b>69.7</b> | <b>67.2</b> |

## RESULTS OF HIGHER SECONDARY EXAMINATION- 2010

**Table 10 -Annual and Supplementary Examination Results - Percentage-wise-All Categories**

| Sl. No.               | Name of the Board   | Total Number of Students Passed | Out of the Total, Number of Students passed with marks |                  |           | Percentage of Students passed with marks |                  |           |
|-----------------------|---|---------------------------------|--|------------------|-----------|--|------------------|-----------|
|                       |   |                                 | 60% & above  | 50% to below 60% | Below 50% | 60% & above                              | 50% to below 60% | Below 50% |
| 1                     | 2   | 3                               | 4  | 5                | 6         | 7  | 8                | 9         |
| <b>Central Boards</b> |   |                                 |  |                  |           |  |                  |           |
| 1                     | Central Board of Secondary Education, New Delhi                   | 575091                          | 372303   | 146431           | 56357     | 64.7                                     | 25.5             | 9.8       |
| 2                     | Council for the Indian School Certificate Examinations, New Delhi | 54154                           | 47260  | 5311             | 1583      | 87.3                                     | 9.8              | 2.9       |
| <b>State Boards</b>   |   |                                 |  |                  |           |  |                  |           |
| 3                     | Board of Intermediate Education, Andhra Pradesh                   | 639467                          | 373103   | 216947           | 49417     | 58.3                                     | 33.9             | 7.7       |
| 4                     | Assam Higher Secondary Education Council                          | 136654                          | 10595  | 26935            | 99124     | 7.8                                      | 19.7             | 72.5      |
| 5                     | Banasthali Vidyapith, Rajasthan                                   | 328                             | 248  | 75               | 5         | 75.6                                     | 22.9             | 1.5       |
| 6                     | Bihar Intermediate Education Council                              | 541236                          | 255629   | 214657           | 70950     | 47.2                                     | 39.7             | 13.1      |
| 7                     | Bihar State Madarsa Education Board                               | 27157                           | 15698  | 11178            | 281       | 57.8                                     | 41.2             | 1.0       |
| 8                     | Chhattisgarh Board of Secondary Education                         | 134781                          | 47049  | 45995            | 41737     | 34.9                                     | 34.1             | 31.0      |
| 9                     | Chhatisgarh Madarsa Board, Chhatisgarh                            | 151                             | Percentage-wise Results not maintained                 |                  |           |  |                  |           |
| 10                    | Chhatisgarh Sanskriti Vidya Mandalam                              | 190                             | 128  | 59               | 3         | 67.4                                     | 31.1             | 1.6       |
| 11                    | Goa Board of Secondary & Higher Secondary Education               | 8370                            | 3094   | 3020             | 2256      | 37.0                                     | 36.1             | 27.0      |
| 12                    | Gujarat Secondary & Higher Secondary Education Board              | 368878                          | 144798   | 83242            | 140838    | 39.3                                     | 22.6             | 38.2      |
| 13                    | Board of School Education Haryana, Bhiwani                        | 184036                          | 126378   | 50467            | 7191      | 68.7                                     | 27.4             | 3.9       |
| 14                    | H.P. Board of School Education, Dharamshala                       | 83601                           | 28972  | 28780            | 25849     | 34.7                                     | 34.4             | 30.9      |
| 15                    | J.K State Board of School Education                               | 64157                           | Percentage-wise Results not maintained                 |                  |           |  |                  |           |

## RESULTS OF HIGHER SECONDARY EXAMINATION- 2010

**Table 10 -Annual and Supplementary Examination Results - Percentage-wise-All Categories**

| Sl. No. | Name of the Board   | Total Number of Students Passed | Out of the Total, Number of Students passed with marks |                  |           | Percentage of Students passed with marks |                  |           |
|---------|---|---------------------------------|--|------------------|-----------|--|------------------|-----------|
|         |   |                                 | 60% & above  | 50% to below 60% | Below 50% | 60% & above                              | 50% to below 60% | Below 50% |
| 1       | 2   | 3                               | 4  | 5                | 6         | 7  | 8                | 9         |
| 16      | Jharkhand Academic Council, Ranchi                                | 141812                          | 5508   | 40388            | 95916     | 3.9                                      | 28.5             | 67.6      |
| 17      | Department of Pre-University Education, Karnataka                 | 362551                          | 142096   | 87648            | 132807    | 39.2                                     | 24.2             | 36.6      |
| 18      | Kerala Board of Higher Secondary Examination                      | 250951                          | 167287   | 58708            | 24956     | 66.7                                     | 23.4             | 9.9       |
| 19      | Maharashtra State Board of Secondary & Higher Secondary Education | 955277                          | 318835   | 306174           | 330268    | 33.4                                     | 32.1             | 34.6      |
| 20      | Board of Secondary Education, Madhya Pradesh                      | 360830                          | 139038   | 134993           | 86799     | 38.5                                     | 37.4             | 24.1      |
| 21      | Council of Higher Secondary Education, Imphal, Manipur            | 15422                           | 5431   | 6572             | 3419      | 35.2                                     | 42.6             | 22.2      |
| 22      | Meghalaya Board of School Education                               | 14050                           | 1209   | 5498             | 7343      | 8.6                                      | 39.1             | 52.3      |
| 23      | Mizoram Board of School Education                                 | 4361                            | 551  | 1419             | 2391      | 12.6                                     | 32.5             | 54.8      |
| 24      | Nagaland Board of School Education                                | 8454                            | 468  | 1536             | 6450      | 5.5                                      | 18.2             | 76.3      |
| 25      | Council of Higher Secondary Education, Orissa                     | 134713                          | 24907  | 44838            | 64968     | 18.5                                     | 33.3             | 48.2      |
| 26      | Punjab School Education Board, Mohali                             | 204651                          | Percentage-wise Results not awarded                    |                  |           |  |                  |           |
| 27      | Board of Secondary Education, Rajasthan, Ajmer                    | 458105                          | 207173   | 186231           | 64701     | 45.2                                     | 40.7             | 14.1      |
| 28      | Tamil Nadu State Board of School Examination                      | 636465                          | 392751   | 138012           | 105702    | 61.7                                     | 21.7             | 16.6      |
| 29      | Tripura Board of Secondary Education                              | 12063                           | 643  | 2756             | 8664      | 5.3                                      | 22.8             | 71.8      |

## RESULTS OF HIGHER SECONDARY EXAMINATION- 2010

**Table 10 -Annual and Supplementary Examination Results - Percentage-wise-All Categories**

| Sl. No.      | Name of the Board   | Total Number of Students Passed | Out of the Total, Number of Students passed with marks |                  |           | Percentage of Students passed with marks |                  |           |
|--------------|---|---------------------------------|--|------------------|-----------|--|------------------|-----------|
|              |   |                                 | 60% & above  | 50% to below 60% | Below 50% | 60% & above                              | 50% to below 60% | Below 50% |
| 1            | 2   | 3                               | 4  | 5                | 6         | 7  | 8                | 9         |
| 30           | Uttar Pradesh Board of High School & Intermediate Education | 1190409                         | 540970   | 422192           | 227247    | 45.4                                     | 35.5             | 19.1      |
| 31           | Uttanchal Shiksha Evm Pariksha Parishad, Ramnagar           | 86418                           | Percentage-wise Results not maintained                 |                  |           |  |                  |           |
| 32           | West Bengal Council of Higher Education, Kolkata            | 344587                          | Not provided   |                  |           |  |                  |           |
| 33           | Board of Madarsa Education, West Bengal, Kolkata **         | 1193                            | Percentage-wise Results not maintained                 |                  |           |  |                  |           |
| <b>Total</b> |   | <b>8000563</b>                  |  |                  |           |  |                  |           |

## RESULTS OF HIGHER SECONDARY EXAMINATION- 2010

**Table 11 -Annual and Supplementary Examination Results - Percentage-wise-SC Students**

| Sl. No.               | Name of the Board   | Total Number of Students Passed | Out of the Total, Number of Students passed with marks   |                  |           | Percentage of Students passed with marks |                  |           |
|-----------------------|---|---------------------------------|--|------------------|-----------|--|------------------|-----------|
|                       |   |                                 | 60% & above  | 50% to below 60% | Below 50% | 60% & above                              | 50% to below 60% | Below 50% |
| 1                     | 2   | 3                               | 4  | 5                | 6         | 7  | 8                | 9         |
| <b>Central Boards</b> |   |                                 |  |                  |           |  |                  |           |
| 1                     | Central Board of Secondary Education, New Delhi                   | 35937                           | 16973  | 12110            | 6854      | 47.2                                     | 33.7             | 19.1      |
| 2                     | Council for the Indian School Certificate Examinations, New Delhi | 1067                            | 831  | 183              | 53        | 77.9                                     | 17.2             | 5.0       |
| <b>State Boards</b>   |   |                                 |  |                  |           |  |                  |           |
| 3                     | Board of Intermediate Education, Andhra Pradesh                   | 96785                           | 42916  | 28066            | 25803     | 44.3                                     | 29.0             | 26.7      |
| 4                     | Assam Higher Secondary Education Council                          | 10170                           | Percentage-wise Results not maintained for this category |                  |           |  |                  |           |
| 5                     | Banasthali Vidyapith, Rajasthan                                   | 8                               | 6  | 2                |           | 75.0                                     | 25.0             |           |
| 6                     | Bihar Intermediate Education Council                              | 50052                           | 17796  | 22109            | 10147     | 35.6                                     | 44.2             | 20.3      |
| 7                     | Bihar State Madarsa Education Board                               |                                 |  |                  |           |  |                  |           |
| 8                     | Chhattisgarh Board of Secondary Education                         | 18793                           | 5382   | 6610             | 6801      | 28.6                                     | 35.2             | 36.2      |
| 9                     | Chhattisgarh Madarsa Board, Chhattisgarh                          | 4                               |  |                  |           |  |                  |           |
| 10                    | Chhattisgarh Sanskriti Vidya Mandalam                             | 15                              | 6  | 7                | 2         | 40.0                                     | 46.7             | 13.3      |
| 11                    | Goa Board of Secondary & Higher Secondary Education               | 76                              | 13   | 37               | 26        | 17.1                                     | 48.7             | 34.2      |
| 12                    | Gujarat Secondary & Higher Secondary Education Board              | 27376                           | 11076  | 8017             | 8283      | 40.5                                     | 29.3             | 30.3      |
| 13                    | Board of School Education Haryana, Bhiwani                        | 27283                           | 16044  | 9478             | 1761      | 58.8                                     | 34.7             | 6.5       |
| 14                    | H.P. Board of School Education, Dharamshala                       | 17448                           | 5515   | 2512             | 9421      | 31.6                                     | 14.4             | 54.0      |
| 15                    | J.K State Board of School Education                               |                                 | Percentage-wise Results not maintained                   |                  |           |  |                  |           |

## RESULTS OF HIGHER SECONDARY EXAMINATION- 2010

**Table 11 -Annual and Supplementary Examination Results - Percentage-wise-SC Students**

| Sl. No. | Name of the Board   | Total Number of Students Passed | Out of the Total, Number of Students passed with marks |                  |           | Percentage of Students passed with marks |                  |           |
|---------|---|---------------------------------|--|------------------|-----------|--|------------------|-----------|
|         |   |                                 | 60% & above  | 50% to below 60% | Below 50% | 60% & above                              | 50% to below 60% | Below 50% |
| 1       | 2   | 3                               | 4  | 5                | 6         | 7  | 8                | 9         |
| 16      | Jharkhand Academic Council, Ranchi                                | 13159                           | 291  | 3236             | 9632      | 2.2                                      | 24.6             | 73.2      |
| 17      | Department of Pre-University Education, Karnataka                 | 50283                           | 13596  | 12501            | 24186     | 27.0                                     | 24.9             | 48.1      |
| 18      | Kerala Board of Higher Secondary Examination                      | 15744                           | 7868   | 5531             | 2345      | 50.0                                     | 35.1             | 14.9      |
| 19      | Maharashtra State Board of Secondary & Higher Secondary Education | 112875                          | 49442  | 39845            | 23588     | 43.8                                     | 35.3             | 20.9      |
| 20      | Board of Secondary Education, Madhya Pradesh                      | 48355                           | 15128  | 19386            | 13841     | 31.3                                     | 40.1             | 28.6      |
| 21      | Council of Higher Secondary Education, Imphal, Manipur            | 482                             | 171  | 215              | 96        | 35.5                                     | 44.6             | 19.9      |
| 22      | Meghalaya Board of School Education                               | 105                             | 14   | 40               | 51        | 13.3                                     | 38.1             | 48.6      |
| 23      | Mizoram Board of School Education                                 | 24                              | 3  | 6                | 15        | 12.5                                     | 25.0             | 62.5      |
| 24      | Nagaland Board of School Education                                | 91                              | 10   | 14               | 67        | 11.0                                     | 15.4             | 73.6      |
| 25      | Council of Higher Secondary Education, Orissa                     | 13438                           | 1441   | 4426             | 7571      | 10.7                                     | 32.9             | 56.3      |
| 26      | Punjab School Education Board, Mohali                             | 39385                           | Percentage-wise Results not awarded                    |                  |           |  |                  |           |
| 27      | Board of Secondary Education, Rajasthan, Ajmer                    | 58118                           | 22135  | 26130            | 9853      | 38.1                                     | 45.0             | 17.0      |
| 28      | Tamil Nadu State Board of School Examination                      | 152555                          | 62841  | 36464            | 53250     | 41.2                                     | 23.9             | 34.9      |
| 29      | Tripura Board of Secondary Education                              | 2286                            | 81   | 500              | 1705      | 3.5                                      | 21.9             | 74.6      |

## RESULTS OF HIGHER SECONDARY EXAMINATION- 2010

**Table 11 -Annual and Supplementary Examination Results - Percentage-wise-SC Students**

| Sl. No.      | Name of the Board   | Total Number of Students Passed | Out of the Total, Number of Students passed with marks |                  |           | Percentage of Students passed with marks |                  |           |
|--------------|---|---------------------------------|--|------------------|-----------|--|------------------|-----------|
|              |   |                                 | 60% & above  | 50% to below 60% | Below 50% | 60% & above                              | 50% to below 60% | Below 50% |
| 1            | 2   | 3                               | 4  | 5                | 6         | 7  | 8                | 9         |
| 30           | Uttar Pradesh Board of High School & Intermediate Education | 171489                          | 66253  | 67773            | 37463     | 38.6                                     | 39.5             | 21.8      |
| 31           | Uttranchal Shiksha Evm Pariksha Parishad, Ramnagar          | 12848                           | Percentage-wise Results not maintained                 |                  |           |  |                  |           |
| 32           | West Bengal Council of Higher Education, Kolkata            | 48249                           | Not provided   |                  |           |  |                  |           |
| 33           | Board of Madarsa Education, West Bengal, Kolkata **         |                                 | Percentage-wise Results not maintained                 |                  |           |  |                  |           |
| <b>Total</b> |   | <b>1024500</b>                  |  |                  |           |  |                  |           |

## RESULTS OF HIGHER SECONDARY EXAMINATION- 2010

**Table 12 -Annual and Supplementary Examination Results - Percentage-wise-ST Students**

| Sl. No.               | Name of the Board   | Total Number of Students Passed | Out of the Total, Number of Students passed with marks   |                  |           | Percentage of Students passed with marks |                  |           |
|-----------------------|---|---------------------------------|--|------------------|-----------|--|------------------|-----------|
|                       |   |                                 | 60% & above  | 50% to below 60% | Below 50% | 60% & above                              | 50% to below 60% | Below 50% |
| 1                     | 2   | 3                               | 4  | 5                | 6         | 7  | 8                | 9         |
| <b>Central Boards</b> |   |                                 |  |                  |           |  |                  |           |
| 1                     | Central Board of Secondary Education, New Delhi                   | 15143                           | 6626   | 4780             | 3737      | 43.8                                     | 31.6             | 24.7      |
| 2                     | Council for the Indian School Certificate Examinations, New Delhi | 1487                            | 1120   | 286              | 81        | 75.3                                     | 19.2             | 5.4       |
| <b>State Boards</b>   |   |                                 |  |                  |           |  |                  |           |
| 3                     | Board of Intermediate Education, Andhra Pradesh                   | 36574                           | 15464  | 9892             | 11218     | 42.3                                     | 27.0             | 30.7      |
| 4                     | Assam Higher Secondary Education Council                          | 23432                           | Percentage-wise Results not maintained for this category |                  |           |  |                  |           |
| 5                     | Banasthali Vidyapith, Rajasthan                                   | 29                              | 15   | 12               | 2         | 51.7                                     | 41.4             | 6.9       |
| 6                     | Bihar Intermediate Education Council                              | 7229                            | 2841   | 3147             | 1241      | 39.3                                     | 43.5             | 17.2      |
| 7                     | Bihar State Madarsa Education Board                               |                                 |  |                  |           |  |                  |           |
| 8                     | Chhattisgarh Board of Secondary Education                         | 27562                           | 7054   | 10353            | 10155     | 25.6                                     | 37.6             | 36.8      |
| 9                     | Chhattisgarh Madarsa Board, Chhattisgarh                          | 1                               |  |                  |           |  |                  |           |
| 10                    | Chhattisgarh Sanskriti Vidya Mandalam                             | 95                              | 44   | 30               | 21        | 46.3                                     | 31.6             | 22.1      |
| 11                    | Goa Board of Secondary & Higher Secondary Education               | 368                             | 102  | 148              | 118       | 27.7                                     | 40.2             | 32.1      |
| 12                    | Gujarat Secondary & Higher Secondary Education Board              | 43074                           | 20891  | 13342            | 8841      | 48.5                                     | 31.0             | 20.5      |
| 13                    | Board of School Education Haryana, Bhiwani                        | 77                              | 61   | 15               | 1         | 79.2                                     | 19.5             | 1.3       |
| 14                    | H.P. Board of School Education, Dharamshala                       | 4563                            | 1245   | 1307             | 2011      | 27.3                                     | 28.6             | 44.1      |
| 15                    | J.K State Board of School Education                               |                                 | Percentage-wise Results not maintained                   |                  |           |  |                  |           |



## RESULTS OF HIGHER SECONDARY EXAMINATION- 2010

**Table 12 -Annual and Supplementary Examination Results - Percentage-wise-ST Students**

| Sl. No. | Name of the Board   | Total Number of Students Passed | Out of the Total, Number of Students passed with marks |                  |           | Percentage of Students passed with marks |                  |           |
|---------|---|---------------------------------|--|------------------|-----------|--|------------------|-----------|
|         |   |                                 | 60% & above  | 50% to below 60% | Below 50% | 60% & above                              | 50% to below 60% | Below 50% |
| 1       | 2   | 3                               | 4  | 5                | 6         | 7  | 8                | 9         |
| 16      | Jharkhand Academic Council, Ranchi                                | 28617                           | 637  | 7417             | 20563     | 2.2                                      | 25.9             | 71.9      |
| 17      | Department of Pre-University Education, Karnataka                 | 16415                           | 5216   | 4174             | 7025      | 31.8                                     | 25.4             | 42.8      |
| 18      | Kerala Board of Higher Secondary Examination                      | 1740                            | 759  | 709              | 272       | 43.6                                     | 40.7             | 15.6      |
| 19      | Maharashtra State Board of Secondary & Higher Secondary Education | 48594                           | 10575  | 17771            | 20248     | 21.8                                     | 36.6             | 41.7      |
| 20      | Board of Secondary Education, Madhya Pradesh                      | 32195                           | 8042   | 14177            | 9976      | 25.0                                     | 44.0             | 31.0      |
| 21      | Council of Higher Secondary Education, Imphal, Manipur            | 5859                            | 1589   | 2514             | 1756      | 27.1                                     | 42.9             | 30.0      |
| 22      | Meghalaya Board of School Education                               | 12517                           | 915  | 4929             | 6673      | 7.3                                      | 39.4             | 53.3      |
| 23      | Mizoram Board of School Education                                 | 4256                            | 519  | 3308             | 429       | 12.2                                     | 77.7             | 10.1      |
| 24      | Nagaland Board of School Education                                | 7663                            | 360  | 1356             | 5947      | 4.7                                      | 17.7             | 77.6      |
| 25      | Council of Higher Secondary Education, Orissa                     | 12982                           | 870  | 3915             | 8197      | 6.7                                      | 30.2             | 63.1      |
| 26      | Punjab School Education Board, Mohali                             | 106                             | Percentage-wise Results not awarded                    |                  |           |  |                  |           |
| 27      | Board of Secondary Education, Rajasthan, Ajmer                    | 42660                           | 15132  | 19514            | 8014      | 35.5                                     | 45.7             | 18.8      |
| 28      | Tamil Nadu State Board of School Examination                      | 3607                            | 1569   | 1021             | 1017      | 43.5                                     | 28.3             | 28.2      |
| 29      | Tripura Board of Secondary Education                              | 2314                            | 22   | 217              | 2075      | 1.0                                      | 9.4              | 89.7      |

## RESULTS OF HIGHER SECONDARY EXAMINATION- 2010

**Table 12 -Annual and Supplementary Examination Results - Percentage-wise-ST Students**

| Sl. No.      | Name of the Board   | Total Number of Students Passed | Out of the Total, Number of Students passed with marks |                  |           | Percentage of Students passed with marks |                  |           |
|--------------|---|---------------------------------|--|------------------|-----------|--|------------------|-----------|
|              |   |                                 | 60% & above  | 50% to below 60% | Below 50% | 60% & above                              | 50% to below 60% | Below 50% |
| 1            | 2   | 3                               | 4  | 5                | 6         | 7  | 8                | 9         |
| 30           | Uttar Pradesh Board of High School & Intermediate Education | 5668                            | 2147   | 2232             | 1289      | 37.9                                     | 39.4             | 22.7      |
| 31           | Uttranchal Shiksha Evm Pariksha Parishad, Ramnagar          | 3171                            | Percentage-wise Results not maintained                 |                  |           |  |                  |           |
| 32           | West Bengal Council of Higher Education, Kolkata            | 6922                            | Not provided   |                  |           |  |                  |           |
| 33           | Board of Madarsa Education, West Bengal, Kolkata **         |                                 | Percentage-wise Results not maintained                 |                  |           |  |                  |           |
| <b>Total</b> |   | <b>394920</b>                   |  |                  |           |  |                  |           |

## RESULTS OF HIGHER SECONDARY EXAMINATION- 2010

**Table13: Stream-wise Results Annual & Supplementary - Regular + Private Students - All Categories**

| Sl. No.               | Name of the Board   | Number of Students Passed |        |        |         |        |        |          |        |        |         |        |        |            |       |       |
|-----------------------|---|---------------------------|--------|--------|---------|--------|--------|----------|--------|--------|---------|--------|--------|------------|-------|-------|
|                       |   | All Streams               |        |        | Streams |        |        |          |        |        |         |        |        |            |       |       |
|                       |   |                           |        |        | Arts    |        |        | Commerce |        |        | Science |        |        | Vocational |       |       |
|                       |   | Boys                      | Girls  | Total  | Boys    | Girls  | Total  | Boys     | Girls  | Total  | Boys    | Girls  | Total  | Boys       | Girls | Total |
| 1                     | 2   | 3                         | 4      | 5      | 6       | 7      | 8      | 9        | 10     | 11     |         |        |        | 12         | 13    | 14    |
| <b>Central Boards</b> |   |                           |        |        |         |        |        |          |        |        |         |        |        |            |       |       |
| 1                     | Central Board of Secondary Education, New Delhi                   | 317489                    | 257602 | 575091 | 51190   | 69415  | 120605 | 89782    | 80391  | 170173 | 176517  | 107796 | 284313 |            |       |       |
| 2                     | Council for the Indian School Certificate Examinations, New Delhi | 29469                     | 24685  | 54154  | 816     | 2818   | 3634   | 11088    | 10552  | 21640  | 17090   | 11118  | 28208  |            |       |       |
| <b>State Boards</b>   |   |                           |        |        |         |        |        |          |        |        |         |        |        |            |       |       |
| 3                     | Board of Intermediate Education, Andhra Pradesh                   | 350623                    | 288844 | 639467 | 21384   | 18140  | 39524  | 84183    | 67841  | 152024 | 245056  | 202863 | 447919 |            |       |       |
| 4                     | Assam Higher Secondary Education Council                          | 69442                     | 67212  | 136654 | 52793   | 61401  | 114194 | 7655     | 2321   | 9976   | 8994    | 3490   | 12484  |            |       |       |
| 5                     | Banasthali Vidyapith, Rajasthan                                   | 29                        | 299    | 328    | 18      | 104    | 122    |          |        |        | 11      | 147    | 158    |            | 48    | 48    |
| 6                     | Bihar Intermediate Education Council                              | 322327                    | 218909 | 541236 | 124592  | 167207 | 291799 | 45710    | 8695   | 54405  | 152025  | 43007  | 195032 |            |       |       |
| 7                     | Bihar State Madarsa Education Board                               | 10870                     | 16287  | 27157  | 10870   | 16287  | 27157  |          |        |        |         |        |        |            |       |       |
| 8                     | Chhattisgarh Board of Secondary Education                         | 75785                     | 58996  | 134781 | 28004   | 27984  | 55988  | 10065    | 7623   | 17688  | 32973   | 21240  | 54213  |            |       |       |
| 9                     | Chhatisgarh Madarsa Board, Chhatisgarh                            | 14                        | 137    | 151    | 14      | 137    | 151    |          |        |        |         |        |        |            |       |       |
| 10                    | Chhatisgarh Sanskriti Vidya Mandalam                              | 114                       | 76     | 190    | 113     | 76     | 189    |          |        |        |         |        |        |            |       |       |
| 11                    | Goa Board of Secondary & Higher Secondary Education               | 3529                      | 4841   | 8370   | 526     | 1367   | 1893   | 1750     | 2080   | 3830   | 1253    | 1394   | 2647   |            |       |       |
| 12                    | Gujarat Secondary & Higher Secondary Education Board              | 211102                    | 157776 | 368878 | 1452    | 754    | 2206   | 160846   | 133288 | 294134 | 47928   | 22685  | 70613  | 876        | 1049  | 1925  |
| 13                    | Board of School Education Haryana, Bhiwani                        | 98604                     | 85432  | 184036 | 57383   | 60812  | 118195 | 19376    | 14625  | 34001  | 21841   | 9994   | 31835  |            |       |       |
| 14                    | H.P. Board of School Education, Dharamshala                       | 42416                     | 41185  | 83601  | 26284   | 30465  | 56749  | 6680     | 3686   | 10366  | 9452    | 7034   | 16486  |            |       |       |
| 15                    | J.K State Board of School Education                               | 35985                     | 28172  | 64157  | 17714   | 18764  | 36478  | 4386     | 1589   | 5975   | 13585   | 7819   | 21404  |            |       |       |

## RESULTS OF HIGHER SECONDARY EXAMINATION- 2010

**Table13: Stream-wise Results Annual & Supplementary - Regular + Private Students - All Categories**

| Sl. No. | Name of the Board   | Number of Students Passed |        |        |                          |        |        |          |        |        |         |        |        |            |       |       |
|---------|---|---------------------------|--------|--------|--------------------------|--------|--------|----------|--------|--------|---------|--------|--------|------------|-------|-------|
|         |   | All Streams               |        |        | Streams                  |        |        |          |        |        |         |        |        |            |       |       |
|         |   |                           |        |        | Arts                     |        |        | Commerce |        |        | Science |        |        | Vocational |       |       |
|         |   | Boys                      | Girls  | Total  | Boys                     | Girls  | Total  | Boys     | Girls  | Total  | Boys    | Girls  | Total  | Boys       | Girls | Total |
| 1       | 2   | 3                         | 4      | 5      | 6                        | 7      | 8      | 9        | 10     | 11     |         |        |        | 12         | 13    | 14    |
| 16      | Jharkhand Academic Council, Ranchi                                | 76698                     | 65114  | 141812 | 40419                    | 50280  | 90699  | 16803    | 8794   | 25597  | 19476   | 6040   | 25516  |            |       |       |
| 17      | Department of Pre-University Education, Karnataka                 | 173205                    | 189346 | 362551 | 65952                    | 87673  | 153625 | 53415    | 51911  | 105326 | 53838   | 49762  | 103600 |            |       |       |
| 18      | Kerala Board of Higher Secondary Examination                      | 107533                    | 143418 | 250951 | 19896                    | 32974  | 52870  | 39228    | 42518  | 81746  | 48409   | 67926  | 116335 |            |       |       |
| 19      | Maharashtra State Board of Secondary & Higher Secondary Education | 524695                    | 430582 | 955277 | 179677                   | 186037 | 365714 | 118692   | 108664 | 227356 | 185300  | 124091 | 309391 |            |       |       |
| 20      | Board of Secondary Education, Madhya Pradesh                      | 214668                    | 146162 | 360830 | 41645                    | 45127  | 86772  | 54459    | 38136  | 92595  | 100867  | 52950  | 153817 |            |       |       |
| 21      | Council of Higher Secondary Education, Imphal, Manipur            | 8209                      | 7213   | 15422  | 1968                     | 2090   | 4058   | 261      | 135    | 396    | 5980    | 4988   | 10968  |            |       |       |
| 22      | Meghalaya Board of School Education                               | 6040                      | 8010   | 14050  | 4234                     | 6532   | 10766  | 941      | 588    | 1529   | 685     | 890    | 1575   |            |       |       |
| 23      | Mizoram Board of School Education                                 | 2176                      | 2185   | 4361   | 1405                     | 1537   | 2942   | 155      | 145    | 300    | 616     | 503    | 1119   |            |       |       |
| 24      | Nagaland Board of School Education                                | 4335                      | 4119   | 8454   | 2872                     | 3264   | 6136   | 634      | 324    | 958    | 829     | 531    | 1360   |            |       |       |
| 25      | Council of Higher Secondary Education, Orissa                     | 68696                     | 66017  | 134713 | 37559                    | 50103  | 87662  | 10174    | 4000   | 14174  | 20963   | 11914  | 32877  |            |       |       |
| 26      | Punjab School Education Board, Mohali                             | 98081                     | 106570 | 204651 | 73419                    | 87110  | 160529 | 7120     | 6635   | 13755  | 12014   | 11200  | 23214  | 5528       | 1625  | 7153  |
| 27      | Board of Secondary Education, Rajasthan, Ajmer                    | 293274                    | 164831 | 458105 | 170639                   | 125524 | 296163 | 53876    | 16785  | 70661  | 68759   | 22522  | 91281  |            |       |       |
| 28      | Tamil Nadu State Board of School Examination                      | 289992                    | 346473 | 636465 | 5067                     | 7616   | 12683  | 66397    | 91668  | 158065 | 179667  | 213462 | 393129 |            |       |       |
| 29      | Tripura Board of Secondary Education                              |                           |        |        | The system doesnot exist |        |        |          |        |        |         |        |        |            |       |       |

## RESULTS OF HIGHER SECONDARY EXAMINATION- 2010

**Table13: Stream-wise Results Annual & Supplementary - Regular + Private Students - All Categories**

| Sl. No.      | Name of the Board   | Number of Students Passed |                |                |                |                |                |               |               |                |                |                |                |             |             |             |
|--------------|---|---------------------------|----------------|----------------|----------------|----------------|----------------|---------------|---------------|----------------|----------------|----------------|----------------|-------------|-------------|-------------|
|              |   | All Streams               |                |                | Streams        |                |                |               |               |                |                |                |                |             |             |             |
|              |   |                           |                |                | Arts           |                |                | Commerce      |               |                | Science        |                |                | Vocational  |             |             |
|              |   | Boys                      | Girls          | Total          | Boys           | Girls          | Total          | Boys          | Girls         | Total          | Boys           | Girls          | Total          | Boys        | Girls       | Total       |
| 1            | 2   | 3                         | 4              | 5              | 6              | 7              | 8              | 9             | 10            | 11             | 12             | 13             | 14             |             |             |             |
| 30           | Uttar Pradesh Board of High School & Intermediate Education | 614007                    | 576402         | 1190409        | 207183         | 463753         | 670936         | 34212         | 12380         | 46592          | 329523         | 83123          | 412646         |             |             |             |
| 31           | Uttranchal Shiksha Evm Pariksha Parishad, Ramnagar          | 40107                     | 46311          | 86418          | 19361          | 37894          | 57255          | 2762          | 1005          | 3767           | 17543          | 7409           | 24952          |             |             |             |
| 32           | West Bengal Council of Higher Education, Kolkata            |                           |                |                | Not applicable |                |                |               |               |                |                |                |                |             |             |             |
| 33           | Board of Madarsa Education, West Bengal, Kolkata **         | 1007                      | 186            | 1193           | 1007           | 186            | 1193           |               |               |                |                |                |                |             |             |             |
| <b>Total</b> |   | <b>4090521</b>            | <b>3553392</b> | <b>7643913</b> | <b>1265456</b> | <b>1663431</b> | <b>2928887</b> | <b>900650</b> | <b>716379</b> | <b>1617029</b> | <b>1771194</b> | <b>1095898</b> | <b>2867092</b> | <b>6404</b> | <b>2722</b> | <b>9126</b> |

## RESULTS OF HIGHER SECONDARY EXAMINATION- 2010

**Table14: Share of Pass Out Students in Different Streams**

| Sl. No.               | Name of the Board   | Arts  |       |       | Commerce |       |       | Science |       |       | Vocational |       |       |
|-----------------------|---|-------|-------|-------|----------|-------|-------|---------|-------|-------|------------|-------|-------|
|                       |   | Boys  | Girls | Total | Boys     | Girls | Total | Boys    | Girls | Total | Boys       | Girls | Total |
| 1                     | 2   | 3     | 4     | 5     | 6        | 7     | 8     | 9       | 10    | 11    | 12         | 13    | 14    |
| <b>Central Boards</b> |   |       |       |       |          |       |       |         |       |       |            |       |       |
| 1                     | Central Board of Secondary Education, New Delhi                   | 16.1  | 26.9  | 21.0  | 28.3     | 31.2  | 29.6  | 55.6    | 41.8  | 49.4  |            |       |       |
| 2                     | Council for the Indian School Certificate Examinations, New Delhi | 2.8   | 11.4  | 6.7   | 37.6     | 42.7  | 40.0  | 58.0    | 45.0  | 52.1  |            |       |       |
| <b>State Boards</b>   |   |       |       |       |          |       |       |         |       |       |            |       |       |
| 3                     | Board of Intermediate Education, Andhra Pradesh                   | 6.1   | 6.3   | 6.2   | 24.0     | 23.5  | 23.8  | 69.9    | 70.2  | 70.0  |            |       |       |
| 4                     | Assam Higher Secondary Education Council                          | 76.0  | 91.4  | 83.6  | 11.0     | 3.5   | 7.3   | 13.0    | 5.2   | 9.1   |            |       |       |
| 5                     | Banasthali Vidyapith, Rajasthan                                   | 62.1  | 34.8  | 37.2  |          |       |       | 37.9    | 49.2  | 48.2  |            | 16.1  | 14.6  |
| 6                     | Bihar Intermediate Education Council                              | 38.7  | 76.4  | 53.9  | 14.2     | 4.0   | 10.1  | 47.2    | 19.6  | 36.0  |            |       |       |
| 7                     | Bihar State Madarsa Education Board                               | 100.0 | 100.0 | 100.0 |          |       |       |         |       |       |            |       |       |
| 8                     | Chhattisgarh Board of Secondary Education                         | 37.0  | 47.4  | 41.5  | 13.3     | 12.9  | 13.1  | 43.5    | 36.0  | 40.2  |            |       |       |
| 9                     | Chhatisgarh Madarsa Board, Chhatisgarh                            | 100.0 | 100.0 | 100.0 |          |       |       |         |       |       |            |       |       |
| 10                    | Chhatisgarh Sanskriti Vidya Mandalam                              | 99.1  | 100.0 | 99.5  |          |       |       |         |       |       |            |       |       |
| 11                    | Goa Board of Secondary & Higher Secondary Education               | 14.9  | 28.2  | 22.6  | 49.6     | 43.0  | 45.8  | 35.5    | 28.8  | 31.6  |            |       |       |
| 12                    | Gujarat Secondary & Higher Secondary Education Board              | 0.7   | 0.5   | 0.6   | 76.2     | 84.5  | 79.7  | 22.7    | 14.4  | 19.1  | 0.4        | 0.7   | 0.5   |
| 13                    | Board of School Education Haryana, Bhiwani                        | 58.2  | 71.2  | 64.2  | 19.7     | 17.1  | 18.5  | 22.2    | 11.7  | 17.3  |            |       |       |
| 14                    | H.P. Board of School Education, Dharamshala                       | 62.0  | 74.0  | 67.9  | 15.7     | 8.9   | 12.4  | 22.3    | 17.1  | 19.7  |            |       |       |
| 15                    | J.K State Board of School Education                               | 49.2  | 66.6  | 56.9  | 12.2     | 5.6   | 9.3   | 37.8    | 27.8  | 33.4  |            |       |       |

## RESULTS OF HIGHER SECONDARY EXAMINATION- 2010

**Table14: Share of Pass Out Students in Different Streams**

| Sl. No. | Name of the Board   | Arts |       |       | Commerce |       |       | Science |       |       | Vocational |       |       |
|---------|---|------|-------|-------|----------|-------|-------|---------|-------|-------|------------|-------|-------|
|         |   | Boys | Girls | Total | Boys     | Girls | Total | Boys    | Girls | Total | Boys       | Girls | Total |
| 1       | 2   | 3    | 4     | 5     | 6        | 7     | 8     | 9       | 10    | 11    | 12         | 13    | 14    |
| 16      | Jharkhand Academic Council, Ranchi                                | 52.7 | 77.2  | 64.0  | 21.9     | 13.5  | 18.0  | 25.4    | 9.3   | 18.0  |            |       |       |
| 17      | Department of Pre-University Education, Karnataka                 | 38.1 | 46.3  | 42.4  | 30.8     | 27.4  | 29.1  | 31.1    | 26.3  | 28.6  |            |       |       |
| 18      | Kerala Board of Higher Secondary Examination                      | 18.5 | 23.0  | 21.1  | 36.5     | 29.6  | 32.6  | 45.0    | 47.4  | 46.4  |            |       |       |
| 19      | Maharashtra State Board of Secondary & Higher Secondary Education | 34.2 | 43.2  | 38.3  | 22.6     | 25.2  | 23.8  | 35.3    | 28.8  | 32.4  |            |       |       |
| 20      | Board of Secondary Education, Madhya Pradesh                      | 19.4 | 30.9  | 24.0  | 25.4     | 26.1  | 25.7  | 47.0    | 36.2  | 42.6  |            |       |       |
| 21      | Council of Higher Secondary Education, Imphal, Manipur            | 24.0 | 29.0  | 26.3  | 3.2      | 1.9   | 2.6   | 72.8    | 69.2  | 71.1  |            |       |       |
| 22      | Meghalaya Board of School Education                               | 70.1 | 81.5  | 76.6  | 15.6     | 7.3   | 10.9  | 11.3    | 11.1  | 11.2  |            |       |       |
| 23      | Mizoram Board of School Education                                 | 64.6 | 70.3  | 67.5  | 7.1      | 6.6   | 6.9   | 28.3    | 23.0  | 25.7  |            |       |       |
| 24      | Nagaland Board of School Education                                | 66.3 | 79.2  | 72.6  | 14.6     | 7.9   | 11.3  | 19.1    | 12.9  | 16.1  |            |       |       |
| 25      | Council of Higher Secondary Education, Orissa                     | 54.7 | 75.9  | 65.1  | 14.8     | 6.1   | 10.5  | 30.5    | 18.0  | 24.4  |            |       |       |
| 26      | Punjab School Education Board, Mohali                             | 74.9 | 81.7  | 78.4  | 7.3      | 6.2   | 6.7   | 12.2    | 10.5  | 11.3  | 5.6        | 1.5   | 3.5   |
| 27      | Board of Secondary Education, Rajasthan, Ajmer                    | 58.2 | 76.2  | 64.6  | 18.4     | 10.2  | 15.4  | 23.4    | 13.7  | 19.9  |            |       |       |
| 28      | Tamil Nadu State Board of School Examination                      | 1.7  | 2.2   | 2.0   | 22.9     | 26.5  | 24.8  | 62.0    | 61.6  | 61.8  |            |       |       |
| 29      | Tripura Board of Secondary Education                              |      |       |       |          |       |       |         |       |       |            |       |       |

## RESULTS OF HIGHER SECONDARY EXAMINATION- 2010

**Table14: Share of Pass Out Students in Different Streams**

| Sl. No.      | Name of the Board   | Arts  |       |       | Commerce |       |       | Science |       |       | Vocational |       |       |
|--------------|---|-------|-------|-------|----------|-------|-------|---------|-------|-------|------------|-------|-------|
|              |   | Boys  | Girls | Total | Boys     | Girls | Total | Boys    | Girls | Total | Boys       | Girls | Total |
| 1            | 2   | 3     | 4     | 5     | 6        | 7     | 8     | 9       | 10    | 11    | 12         | 13    | 14    |
| 30           | Uttar Pradesh Board of High School & Intermediate Education | 33.7  | 80.5  | 56.4  | 5.6      | 2.1   | 3.9   | 53.7    | 14.4  | 34.7  |            |       |       |
| 31           | Uttanchal Shiksha Evm Pariksha Parishad, Ramnagar           | 48.3  | 81.8  | 66.3  | 6.9      | 2.2   | 4.4   | 43.7    | 16.0  | 28.9  |            |       |       |
| 32           | West Bengal Council of Higher Education, Kolkata            |       |       |       |          |       |       |         |       |       |            |       |       |
| 33           | Board of Madarsa Education, West Bengal, Kolkata **         | 100.0 | 100.0 | 100.0 |          |       |       |         |       |       |            |       |       |
| <b>Total</b> |   | 30.9  | 46.8  | 38.3  | 22.0     | 20.2  | 21.2  | 43.3    | 30.8  | 37.5  | 0.2        | 0.1   | 0.1   |



## RESULTS OF HIGHER SECONDARY EXAMINATION- 2010

**Table 15 - Higher Secondary Open School Examination Board Results**

| Sl. No.      | Name of the Board  | Number of Students |               |               |               |              |               |                 |              |              |              |             |              |                 |              |              |             |             |              |
|--------------|--|--------------------|---------------|---------------|---------------|--------------|---------------|-----------------|--------------|--------------|--------------|-------------|--------------|-----------------|--------------|--------------|-------------|-------------|--------------|
|              |  | All Categories     |               |               |               |              |               | Scheduled Caste |              |              |              |             |              | Scheduled Tribe |              |              |             |             |              |
|              |  | Appeared           |               |               | Passed        |              |               | Appeared        |              |              | Passed       |             |              | Appeared        |              |              | Passed      |             |              |
|              |  | Boys               | Girls         | Total         | Boys          | Girls        | Total         | Boys            | Girls        | Total        | Boys         | Girls       | Total        | Boys            | Girls        | Total        | Boys        | Girls       | Total        |
| 1            | 2  | 3                  | 4             | 5             | 6             | 7            | 8             | 9               | 10           | 11           | 12           | 13          | 14           | 15              | 16           | 17           | 18          | 19          | 20           |
| 1            | National Institute of Open Schooling, <b>New Delhi</b>               | 139446             | 60236         | 199682        | 94003         | 39126        | 133129        | 18065           | 6124         | 24189        | 10728        | 4049        | 14777        | 5729            | 5605         | 11334        | 3760        | 3907        | 7667         |
| 2            | State Open Schooling, <b>Assam</b>                                   | 475                | 362           | 837           | 265           | 136          | 401           |                 |              |              |              |             |              |                 |              |              |             |             |              |
| 3            | <b>Chattisgarh</b> State Open School                                 | 7628               | 5827          | 13455         | 4185          | 3596         | 7781          | 1239            | 890          | 2129         | 705          | 579         | 1284         | 1630            | 1319         | 2949         | 841         | 771         | 1612         |
| 4            | <b>Madhya Pradesh</b> State Open School Board of Secondary Education | 35727              | 29570         | 65297         | 9591          | 7624         | 17215         | 3574            | 2958         | 6532         | 882          | 711         | 1593         | 3761            | 3468         | 7229         | 987         | 893         | 1880         |
| 5            | <b>Rajasthan</b> State Open School, Rajasthan                        | 5615               | 6212          | 11827         | 1587          | 1851         | 3438          | 925             | 902          | 1827         | 244          | 261         | 505          | 725             | 568          | 1293         | 208         | 155         | 363          |
| 6            | Rabindra Mukta Vidyalaya ( <b>West Bengal</b> State Open School)     | 6687               | 7197          | 13884         | 1515          | 1615         | 3130          | 1262            | 974          | 2236         | 278          | 220         | 498          | 471             | 492          | 963          | 93          | 115         | 208          |
| <b>Total</b> |  | <b>195578</b>      | <b>109404</b> | <b>304982</b> | <b>111146</b> | <b>53948</b> | <b>165094</b> | <b>25065</b>    | <b>11848</b> | <b>36913</b> | <b>12837</b> | <b>5820</b> | <b>18657</b> | <b>12316</b>    | <b>11452</b> | <b>23768</b> | <b>5889</b> | <b>5841</b> | <b>11730</b> |

*Note: In Open Schooling System, candidates are not classified as 'Regular' or 'Private'.*

## RESULTS OF HIGHER SECONDARY EXAMINATION- 2010

**Table 16 -Open School Examination Board Results - Percentage-wise-All Categories**

| Sl. No.      | Name of the Board  | Total Number of Students Passed | Out of the Total, Number of Students passed with marks |                  |           | Percentage of Students passed with marks |                  |           |
|--------------|--|---------------------------------|--|------------------|-----------|--|------------------|-----------|
|              |  |                                 | 60% & above  | 50% to below 60% | Below 50% | 60% & above                              | 50% to below 60% | Below 50% |
| 1            | 2  | 3                               | 4  | 5                | 6         | 7  | 8                | 9         |
| 1            | National Institute of Open Schooling, <b>New Delhi</b>               | 133129                          | 23717  | 45563            | 63849     | 17.8                                     | 34.2             | 48.0      |
| 2            | State Open Schooling, <b>Assam</b>                                   | 401                             |  |                  |           |  |                  |           |
| 3            | <b>Chattisgarh</b> State Open School                                 | 7781                            | 659  | 2236             | 4886      | 8.5                                      | 28.7             | 62.8      |
| 4            | <b>Madhya Pradesh</b> State Open School Board of Secondary Education | 17215                           | 2515   | 4543             | 10457     | 14.6                                     | 26.4             | 60.7      |
| 5            | <b>Rajasthan</b> State Open School, Rajasthan                        | 3438                            | GRADING SYSTEM   |                  |           |  |                  |           |
| 6            | Rabindra Mukta Vidyalaya ( <b>West Bengal</b> State Open School)     | 3130                            | 107  | 954              | 2069      | 3.4                                      | 30.5             | 66.1      |
| <b>Total</b> |  | <b>165094</b>                   |  |                  |           |  |                  |           |

## RESULTS OF HIGHER SECONDARY EXAMINATION- 2010

**Table 17 -Open School Examination Board Results - Percentage-wise-SC Students**

| Sl. No.      | Name of the Board  | Total Number of Students Passed | Out of the Total, Number of Students passed with marks |                  |           | Percentage of Students passed with marks |                  |           |
|--------------|--|---------------------------------|--|------------------|-----------|--|------------------|-----------|
|              |  |                                 | 60% & above  | 50% to below 60% | Below 50% | 60% & above                              | 50% to below 60% | Below 50% |
| 1            | 2  | 3                               | 4  | 5                | 6         | 7  | 8                | 9         |
| 1            | National Institute of Open Schooling, <b>New Delhi</b>               | 14777                           | 1488   | 3968             | 9321      | 10.1                                     | 26.9             | 63.1      |
| 2            | State Open Schooling, <b>Assam</b>                                   |                                 |  |                  |           |  |                  |           |
| 3            | <b>Chattisgarh</b> State Open School                                 | 1284                            | 105  | 373              | 806       | 8.2                                      | 29.0             | 62.8      |
| 4            | <b>Madhya Pradesh</b> State Open School Board of Secondary Education | 1593                            | 208  | 403              | 982       | 13.1                                     | 25.3             | 61.6      |
| 5            | <b>Rajasthan</b> State Open School, Rajasthan                        | 505                             | GRADING SYSTEM   |                  |           |  |                  |           |
| 6            | Rabindra Mukta Vidyalaya ( <b>West Bengal</b> State Open School)     | 498                             | 19   | 137              | 342       | 3.8                                      | 27.5             | 68.7      |
| <b>Total</b> |  | <b>18657</b>                    |  |                  |           |  |                  |           |

## RESULTS OF HIGHER SECONDARY EXAMINATION- 2010

**Table 18 -Open School Examination Board Results - Percentage-wise-ST Students**

| Sl. No.      | Name of the Board  | Total Number of Students Passed | Out of the Total, Number of Students passed with marks |                  |           | Percentage of Students passed with marks |                  |           |
|--------------|--|---------------------------------|--|------------------|-----------|--|------------------|-----------|
|              |  |                                 | 60% & above  | 50% to below 60% | Below 50% | 60% & above                              | 50% to below 60% | Below 50% |
| 1            | 2  | 3                               | 4  | 5                | 6         | 7  | 8                | 9         |
| 1            | National Institute of Open Schooling, <b>New Delhi</b>               | 7667                            | 769  | 2257             | 4641      | 10.0                                     | 29.4             | 60.5      |
| 2            | State Open Schooling, <b>Assam</b>                                   |                                 |  |                  |           |  |                  |           |
| 3            | <b>Chattisgarh</b> State Open School                                 | 1612                            | 123  | 360              | 1129      | 7.6                                      | 22.3             | 70.0      |
| 4            | <b>Madhya Pradesh</b> State Open School Board of Secondary Education | 1880                            | 210  | 431              | 1239      | 11.2                                     | 22.9             | 65.9      |
| 5            | <b>Rajasthan</b> State Open School, Rajasthan                        | 363                             | GRADING SYSTEM   |                  |           |  |                  |           |
| 6            | Rabindra Mukta Vidyalaya ( <b>West Bengal</b> State Open School)     | 208                             | 3  | 33               | 172       | 1.4                                      | 15.9             | 82.7      |
| <b>Total</b> |  | <b>11730</b>                    |  |                  |           |  |                  |           |

**Statement 1 - HIGHER SECONDARY EXAMINATION RESULTS DURING 2005 - 2010**

| Year        | Number of Students |         |          |         |         |         |                 |        |         |        |        |         |                 |        |        |        |        |        |
|-------------|--------------------|---------|----------|---------|---------|---------|-----------------|--------|---------|--------|--------|---------|-----------------|--------|--------|--------|--------|--------|
|             | All Categories     |         |          |         |         |         | Scheduled Caste |        |         |        |        |         | Scheduled Tribe |        |        |        |        |        |
|             | Appeared           |         |          | Passed  |         |         | Appeared        |        |         | Passed |        |         | Appeared        |        |        | Passed |        |        |
|             | Boys               | Girls   | Total    | Boys    | Girls   | Total   | Boys            | Girls  | Total   | Boys   | Girls  | Total   | Boys            | Girls  | Total  | Boys   | Girls  | Total  |
| <b>2005</b> | 4423634            | 3104976 | 7528610  | 3007558 | 2376341 | 5383899 | 627962          | 388482 | 1016444 | 368230 | 249018 | 617248  | 228249          | 120526 | 348775 | 124092 | 75989  | 200081 |
| <b>2006</b> | 5020748            | 3412045 | 8432793  | 3507082 | 2624376 | 6131458 | 735321          | 441370 | 1176691 | 465185 | 306969 | 772154  | 244078          | 139102 | 383180 | 139939 | 88276  | 228215 |
| <b>2007</b> | 5186501            | 3681654 | 8868155  | 3666845 | 2899333 | 6566178 | 714190          | 456873 | 1171063 | 474507 | 333173 | 807680  | 261005          | 161028 | 422033 | 152994 | 102083 | 255077 |
| <b>2008</b> | 5652764            | 4116807 | 9769571  | 3863721 | 3271583 | 7135304 | 818129          | 542735 | 1360864 | 493367 | 378824 | 872191  | 315632          | 199898 | 515530 | 192337 | 130247 | 322584 |
| <b>2009</b> | 6116582            | 4435289 | 10551871 | 4466627 | 3578009 | 8044636 | 867146          | 597093 | 1464239 | 575460 | 441324 | 1016784 | 325082          | 217017 | 542099 | 212426 | 146740 | 359166 |
| <b>2010</b> | 6060778            | 4655497 | 10716275 | 4404381 | 3761276 | 8165657 | 860710          | 623008 | 1483718 | 573893 | 469264 | 1043157 | 357884          | 253644 | 611528 | 231890 | 174760 | 406650 |

**Statement 2 - HIGHER SECONDARY EXAMINATION PASS PERCENTAGE DURING 2005 - 2010**

| Year | All Categories |       |       | Scheduled Caste |       |       | Scheduled Tribe |       |       |
|------|----------------|-------|-------|-----------------|-------|-------|-----------------|-------|-------|
|      | Boys           | Girls | Total | Boys            | Girls | Total | Boys            | Girls | Total |
| 2005 | 68.0           | 76.5  | 71.5  | 58.6            | 64.1  | 60.7  | 54.4            | 63.0  | 57.4  |
| 2006 | 69.9           | 76.9  | 72.7  | 63.3            | 69.5  | 65.6  | 57.3            | 63.5  | 59.6  |
| 2007 | 70.7           | 78.8  | 74.0  | 66.4            | 72.9  | 69.0  | 58.6            | 63.4  | 60.4  |
| 2008 | 68.4           | 79.5  | 73.0  | 60.3            | 69.8  | 64.1  | 60.9            | 65.2  | 62.6  |
| 2009 | 73.0           | 80.7  | 76.2  | 66.4            | 73.9  | 69.4  | 65.3            | 67.6  | 66.3  |
| 2010 | 72.7           | 80.8  | 76.2  | 66.7            | 75.3  | 70.3  | 64.8            | 68.9  | 66.5  |

**Statement 3 - Students movement from Class X onwards**

| Year        | Number of Students     |         |          |                            |         |         |                              |         |         |                             |         |          |                          |         |         |
|-------------|------------------------|---------|----------|----------------------------|---------|---------|------------------------------|---------|---------|-----------------------------|---------|----------|--------------------------|---------|---------|
|             | I<br>Passed in Class X |         |          | II<br>Enrolled in Class XI |         |         | III<br>Enrolled in Class XII |         |         | IV<br>Appeared in Class XII |         |          | V<br>Passed in Class XII |         |         |
|             | Boys                   | Girls   | Total    | Boys                       | Girls   | Total   | Boys                         | Girls   | Total   | Boys                        | Girls   | Total    | Boys                     | Girls   | Total   |
| <b>2006</b> | 5428736                | 4079333 | 9508069  | 4319210                    | 3206395 | 7525605 |                              |         |         |                             |         |          |                          |         |         |
| <b>2007</b> | 5798647                | 4546040 | 10344687 | 4899935                    | 3706327 | 8606262 | 4358196                      | 3293321 | 7651517 |                             |         |          |                          |         |         |
| <b>2008</b> | 5542036                | 4566928 | 10108964 | 5022546                    | 3805023 | 8827569 | 4429693                      | 3409234 | 7838927 | 5652764                     | 4116807 | 9769571  | 3863721                  | 3271583 | 7135304 |
| <b>2009</b> |                        |         |          |                            |         |         | 4577373                      | 3708873 | 8286246 | 6116582                     | 4435289 | 10551871 | 4466627                  | 3578009 | 8044636 |
| <b>2010</b> |                        |         |          |                            |         |         |                              |         |         | 6060778                     | 4655497 | 10716275 | 4404381                  | 3761276 | 8165657 |